Supplement 1

Estimation of sex-specific smoking statistics by standardized age groups and time periods

Barbara Forey and Peter Lee

This document is a extension of Appendix IV of:

International Smoking Statistics. A collection of historical data from 30 economically developed countries, 2nd edition,
Barbara Forey, Jan Hamling, Peter Lee, Nicholas Wald, editors. Wolfson Institute of Preventive Medicine and Oxford University Press, London and Oxford; 2002.

Available from: P.N.Lee Statistics and Computing Ltd.,
17 Cedar Road, Sutton, Surrey, SM2 5DA, UK.

Tel: 44 (0)20 8642 8265; Fax: 44 (0)20 8642 2135;
Email: PeterLee@pnlee.demon.co.uk

Contents

1 Introduction 1

2 International Smoking Statistics (IntSS) 2
2.1 Description of the original data 2
2.2 Derived data in IntSS 3

3 Standardizing age groups 5
3.1 Definitions of age groups 5
3.2 Notation and terminology 6
3.3 General approach – weights 7
3.4 Derivation of methods for estimating and using weights 7
3.4.1 Basic method 7
3.4.2 Iterative method 9
3.4.3 Method using weights for extrapolation 10
3.5 Estimating weights for prevalence of smoking 13
3.5.1 Surveys included 13
3.5.2 Factors affecting the weights – review of the IntSS1 work 14
3.5.3 Factors affecting the weights – IntSS2 work 15
3.5.4 Smoothing and youth values for weights 17
3.6 Estimating weights for cigarettes per person 18
3.7 Applying the weights – estimates for individual surveys by standard age groups 19
3.7.1 Surveys included 19
3.7.2 Layout of results 20
3.7.3 Observations on the results for prevalence 20
3.7.4 Observations on the results for cigarettes per person 22

4 Converting from individual surveys to period averages 23
4.1 Method 23
4.2 Results 25

5 Conclusions 26

References 27

Tables 28
Figures 62
Annex A 65
Annex B 167

Tables

Table S1.1 Countries included in IntSS, and years for which sales data are available 28
Table S1.2 Males – allocation of countries and decades to "solely cigarettes" (SC) or "multiple products" (MP) 29
Table S1.3 Males – allocation of products and decades to weighting sets for prevalence 30
Table S1.4 Females – allocation of countries and decades to weighting sets for prevalence 30
Table S1.5 Values of weights – prevalence 31
Table S1.6 Values of weights – cigarettes per person 32
Table S1.7 Product groupings used when averaging individual surveys into period averages 33
Table S1.8 Estimated prevalence of smoking by standard age groups and 5-year periods 34
Table S1.9 Estimated cigarettes per person per day by standard age groups and 5-year periods 52

Figures

Figure S1.1 Cumulative percentage of smokers for selected individual surveys, Belgium, females . . . 62
Figure S1.2 Values of weights – prevalence 63
Figure S1.3 Values of weights – cigarettes per person 64

Annexes

Country	Annex A Prevalence of smoking – individual surveys	Annex B Cigarettes per person per day – individual surveys
Australia	65	167
Austria	67	169
Belgium	69	169
Bulgaria	71	169
Canada	72	170
Czechoslovakia	76	172
Denmark	79	173
Finland	85	175
France	91	177
Germany	96	178
Greece	104	180
Hungary	106	180
Iceland	108	181
Ireland	110	181
Israel	113	182
Italy	116	183
Japan	118	185
Netherlands	121	187
New Zealand	125	188
Norway	127	189
Poland	131	191
Portugal	133	191
Romania	135	192
Spain	137	192
Sweden	139	193
Switzerland	145	194
UK	147	195
USA	154	198
USSR	159	199
Yugoslavia	165	201
Notes	166	201

1 Introduction

When attempting to relate differences in mortality trends in different countries to differences in national trends in the consumption of cigarettes and other tobacco products, it is important to use data that are specific for the two sexes. Trends in both mortality and smoking habit in many countries are very different for the two sexes. It is also important that age-specific data should be used. The diseases being studied are generally considered to have a long latency period and predominantly affect older age groups, whereas smoking is a habit generally established at younger ages but declining among older age groups. A birth cohort-based approach is necessary, since any analysis that fails to take age into account will be working with the smoking habits of a whole range of successive generations. Although data on sex- and age-specific mortality are available for many countries[1,2], data on smoking habits are not readily available in an equivalent form.

Some years ago, it was decided to undertake a major project to collate relevant data. This resulted in the publication of successive editions of *International Smoking Statistics*[3,4], referred to hereafter as IntSS (or IntSS1 and IntSS2 for the two editions). These provide data of two main types – national sales of cigarettes and other products (up to 1985 in the first edition and to 1995 in the second), and sex- and age-specific smoking habits – in as consistent a form as possible. However, the sex- and age-specific data were collected from a wide variety of sources and were virtually never found to be available in the format required. Definitions of smoking products, frequency of smoking, survey methods and age groups all varied between sources and between countries. As a second stage, estimation work was carried out to transform the data to age groups and time-periods equivalent to those available for mortality data, and to standardize the definitions of smoking products and other aspects of smoking habits. This work was reported in a Supplement to IntSS1, and is extended here to the additional period covered by IntSS2.

2 International Smoking Statistics (IntSS)

2.1 Description of the original data

Data were collected for 30 countries (increased from 22 in IntSS1), comprising most of Europe and other countries for which it was considered at the outset that suitable data could be obtained.

Sales data were collected for all tobacco products known to be used in each country, including smokeless tobacco where appropriate. Much of the early data came from the Tobacco Research Council's Research Paper 6[5], which had provided an international collection of sales data up to 1973. This gave data from at least the 1920s for many of the countries (TableS1.1) and enabled total tobacco consumption by weight to be estimated. Particular attention was paid to collecting information on the smoking of hand-rolled cigarettes (HR) since this has formed a major proportion of smoking in some countries in the past but consumption cannot generally be derived directly from sales information. Estimates of HR consumption could be made for many countries back to 1950 (Table S1.1) but in some cases these estimates are fairly speculative.

The survey-based data as originally collected were of two main types:

1 prevalence of smoking (i.e. the percentage of the population who smoke), and
2 number of cigarettes smoked per smoker.

Prevalence data were classified under five definitions of smoking product, which were coded as:

MC manufactured cigarettes
TC total cigarettes (i.e. manufactured and/or hand-rolled)
UC cigarettes (type unspecified)
A all products (i.e. any of cigarettes, pipe, cigars etc.)
U product unspecified

Unspecified was used to indicate either that the survey question did not specify, e.g. it asked only "Do you smoke?", or that the available description in the source paper was not specific.

Prevalence data were also classified under three definitions of smoking frequency which were coded as:

R regular or daily smokers
A all smokers (i.e. including occasional)
U unspecified.

Definitions of smoking in surveys of teenagers were generally less stringent than in surveys of adults, e.g. regular smoking might mean weekly rather than daily.

Some surveys gave the mean consumption level of cigarettes per smoker per day directly, but more usually a distribution of smokers in categories of numbers of cigarettes was available (e.g. 1-10, 11-20, >20). The categories used varied between surveys making direct comparisons impossible, so a modification of a method introduced by Todd[6] (see Appendix III of IntSS) was used to allocate a mean consumption level to each category and hence derive the mean consumption per smoker. The validity of this method for small numbers of categories may be questionable, e.g. when smokers were simply divided into light (<20) and heavy (20+). However it does at least attempt to convert all available information into a comparable form.

As for prevalence, product codes were also used for data on consumption per smoker—generally only MC, TC and UC being relevant. A few surveys presented information on the consumption of all products in grams, which are presented in IntSS under code A. Frequency codes were not considered relevant to these data.

Many more surveys presented data on prevalence than on cigarettes per smoker.

2.2 Derived data in IntSS

For those surveys which presented both prevalence and cigarettes per smoker, the derived statistic of cigarettes per person per day was calculated (simply by multiplying the two figures together). This represents consumption per person averaged over both smokers and non-smokers.

For surveys covering both sexes and all ages (see also next paragraph), these figures can be grossed up over the whole population to provide an estimate of the total national consumption, which can then be compared with the national sales data. On the assumption that sales data in many countries can be regarded as accurate estimates of consumption, many authors have shown that surveys tend to understate consumption. Using the ratio *total sales* divided by *survey based consumption* as an adjustment factor, and assuming that this factor can be applied equally to all sex × age groups, the survey figures of consumption per person can be scaled up (or rarely down) to match the sales data. These are referred to as *sales adjusted* data. Note that by applying the adjustment to cigarettes per person, no assumption is made as to whether it is prevalence or

cigarettes per smoker which has been understated. Some sales adjusted figures were presented by the original authors and these have been retained without further adjustment.

As mentioned above, sales adjustment can only be carried out for data applying to both sexes and all ages. In IntSS, this was taken to be all adults aged 15+. However the minimum age from which smoking statistics are available varies between surveys and particularly between countries, sometimes dependent on legal restrictions on smoking by young people. Many surveys also apply an upper age limit (often no doubt for practical sampling reasons). In order to make use of as many surveys as possible, a minimum age range of 21-64 was specified; all such surveys were extended to cover the full 15+ range by making *guesstimates* of the cigarettes per person for the missing age group(s). The guesstimates were based on inspection of other surveys for that country where possible, and knowledge of typical age patterns. Although speculative, they should not distort the general picture, since they apply to relatively small proportions (at most 25%) of the adult population and were made consistent over time. The guesstimates are shown in *Notes on sources of survey data* of each chapter of IntSS.

Guesstimates were also made for prevalence data. For surveys satisfying the minimum age range of 21-64 for at least one sex, estimates incorporating the guesstimates were made of the sex- but not age-specific prevalence and cigarettes per person for age 15+. These estimates are shown in Table 8 of each chapter of IntSS, and are useful for making comparisons between countries and over time. However the different survey methods and definitions still need to be borne in mind.

3 Standardizing age groups

3.1 Definitions of age groups

One of the main difficulties in using the data as presented in IntSS for the purpose of cohort analysis is the variety of different age groupings, some of which have very broad categories. Data are really needed comparable to those available for the mortality data. We decided to aim towards presenting 15 of the age groups used by WHO for years from 1951, namely 15-19, 20-24, ... 75-79, 80-84, 85+.

Note that the mortality data presented by Alderson[2] (including earlier years) combines the last two age groups. Note also that our choice of age groups ignores smoking below the age of 15 (as it had already been ignored in the sales adjustment calculations in IntSS). Although smoking clearly does exist below this age, it is at a much lower level than in the adult population; data on it are very scarce (and non-existent in some countries) and are particularly variable as to definitions and methods.

The break-points between successive groups in this standard set of age groups coincide with those used in the majority of surveys over age 21, but different break-points are often used in surveys at younger ages (e.g. 13-17 overlapping our definition of the minimum adult range), and narrower groups are frequently used in surveys of youth smoking. In order to handle such surveys as accurately as possible, an expanded set of 23 age groups was used for the calculations described in this section, defined as:

Age group number	Age range	Age group number	Age range
1	12	13	35-39
2	13	14	40-44
3	14	15	45-49
4	15	16	50-54
5	16	17	55-59
6	17	18	60-64
7	18	19	65-69
8	19	20	70-74
9	20	21	75-79
10	21-24	22	80-84
11	25-29	23	85-89
12	30-34		

These age groups are the same as those shown in the headings for Tables 4-7 of each chapter of

IntSS, apart from 20-24 and 80+. The age group 85-89 is for simplicity regarded as synonymous with 85+; although not strictly valid in relation to cohort analyses, this will have little practical effect.

The subsequent step of converting from these 23 to the standard 15 age groups, as described in Section 4, is quite straightforward, but was not carried out until after the later stage of simplifying from scattered individual surveys into period averages.

3.2 Notation and terminology

The term *age group* is used for the 23 standard age groups defined in the previous section, while the term *age band* is used for any wider combination of two or more of these standard age groups.

Lower case letters are used for concepts associated with age groups, and upper case letter for those associated with age bands.

The subscript i is used to refer to a standard age group, the subscript j is used to refer to the wider age band containing i, and k is used as a dummy variable.

We describe the method in detail for prevalence of smoking. A survey presents prevalence data in n (wide) age bands, and age band j covers the standard (narrow) age groups $a_j - b_j$. The prevalence of smoking given by the survey for age band j is denoted by X_j, and the prevalence to be estimated for age group i is x_i. The population p_i in age group i is taken from the European Standard Population[7], and hence the population in age band j is readily calculated as

$$P_j = \sum_{k=a_j}^{b_j} p_k \qquad (1)$$

Derivation of the method for cigarettes per person is identical, except that X_j and x_i now represent numbers of cigarettes per person instead of percentages of smokers.

3.3 General approach – weights

The approach used tries to establish *weights* corresponding to each of the standard age groups, which can be used to split up wider non-standard age bands. The idea is that if, from a mass of other surveys, we know that 60-64 year-olds are 1.1 times more likely to smoke than are 65-69 year olds, this weighting can be applied to split up the prevalence data for a survey which presented results for 60-69 year-olds.

Expressed more generally, a set of weights w_i is required, so that the percentage of smokers in the population in the standard age group i (assuming that age group i is within the original age range of the survey, i.e. $a_1 \leq i \leq b_n$) can be estimated by:

$$x_i = \frac{X_j w_i P_j}{\sum_{k=a_j}^{b_j} (p_k w_k)} \qquad \text{where } j \text{ satisfies } a_j \leq i \leq b_j \qquad (2)$$

Similarly, the weights can be used with $n = 1$ to provide a method of splitting up data from a survey which was not age-specific. A secondary use of the weights is to extrapolate for the standard age groups outside the originally surveyed age range; this is further discussed in section 3.4.3. The weights would have to reflect satisfactorily variation due to sex, year, product, frequency and country for such applications to be valid.

Note that the estimate x_i is not constrained to be ≤ 100.

3.4 Derivation of methods for estimating and using weights

3.4.1 *Basic method*

The method used to establish weights is based on the cumulative percentages of smokers by age – out of the total of smokers (N.B. not the prevalence, or percentage of smokers out of the population in the age group). This statistic is independent of the prevalence of smoking, and is therefore a useful tool in combining together different surveys. Increases in this statistic relative to the corresponding increases in the cumulative population give the required weights. The method is applied only to surveys covering the full adult age range 15+, i.e. the standard age groups 4 – 23.

The European standard population is used throughout for simplicity.

Given a survey provides data for n consecutive age bands with $a_1 = 15$, $b_n = 89$, $b_j = a_{j+1} - 1$, then the number of smokers in age band j is

$$\frac{X_j \, P_j}{100} \tag{3}$$

and the total number of smokers in the whole population is

$$\frac{\sum_{k=1}^{n} (X_k \, P_k)}{100} \tag{4}$$

Denote by R_j the cumulative percentage of smokers (among all smokers) up to the end of age band j. Then

$$R_j = \frac{\sum_{k=1}^{j} (X_k \, P_k)}{\sum_{k=1}^{n} (X_k \, P_k)} \tag{5}$$

Similarly, denote by Q_j the cumulative population

$$Q_j = \frac{\sum_{k=1}^{j} P_k}{\sum_{k=1}^{n} P_k} \tag{6}$$

Letting $j = 0$ denote the start of the age range at age 15, we have $R_0 = 0$, $Q_0 = 0$, $R_n = 100$ and $Q_n = 100$.

We will similarly denote by r_i the cumulative percentage of smokers up to the end of age group i for each standard age group. Since a standard population is assumed, all values of Q_i for all surveys come from a set of values corresponding to the values q_i, similarly defined from the standard age groups.

Values of R_j from all the surveys were studied in two ways to identify groups of surveys with similar values. In the IntSS1 analysis, R_j values were plotted against Q_j values. In addition in this IntSS2 analysis, values of r_i were calculated by linear interpolation between the R_j points from

each survey, and r_{11} and r_{15} (i.e. the percentages of smokers below ages 30 and 50 respectively) were studied by fitting linear models using GLIM[8] to identify which factors were important in explaining variation.

A method was then required to average together the surveys in each group (see next section), to give estimates of r_i for the group, for i = 4 (corresponding to below age 16) to i = 22 (corresponding to below age 85), with $r_3 = 0$ and $r_{23} = 100$. We will then denote by w_i the slopes which are the weights to be estimated:

$$w_i = \frac{r_i - r_{i-1}}{q_i - q_{i-1}} \tag{7}$$

3.4.2 *Iterative method*

Figure 1, which shows three selected surveys from IntSS1 relevant to females in Belgium, illustrates why it is not appropriate to simply estimate r_i as the mean of the values of R_i from all the surveys which happen to provide a point at i. For instance at i = 12 (i.e. below age 35), only one point is available, which by chance comes from a survey with consistently high values. Clearly a simple mean will give too high a value to fit in with the mean of the three points available at i = 10 and i = 14 (ages 25 and 45). Again at i = 6, 8, 9 (ages 18, 20 and 21) only one point is available, each from a different survey. Simple means also suffer from problems when sets of surveys from different countries are combined. There is a tendency for different age breaks to be used in different countries. Thus alternate points tend to be based mainly on alternate sets of countries, resulting in oscillation related to these underlying differences between the countries.

An iterative method was developed to solve this problem. Given an initial set of weights, one can calculate values of x_i (using equation (2)), and hence r_i, at the intermediate points within each of the age bands of each survey, retaining the original R values at the original break points. The mean r_i over all surveys can then be calculated at each age point (each survey now contributes to the mean for all age points), and the slopes calculated to provide a new set of weights. This process can proceed iteratively until the means converge.

It was found that this method gave improved results in cases such as the Belgium female age 35

(as described above) when the surrounding points were well balanced, but not in the case of points for ages 18, 20 and 21 where iteration led towards the original unbalanced means.

The initial weights given only affect the result if there is no original data point for an age group. In this case the weights reached by the iterative process will be in the same ratio as the original weights. Initial weights all equal were used.

This method was adopted for further work, although there were some reservations about it. There was still a tendency for the r_i to zig-zag, and such effects appeared exaggerated when the slopes w_i were derived.

3.4.3 *Method using weights for extrapolation*

The method of applying the weights to split up an original age band from a survey into narrower standard age groups has been described above (equation (2) in section 3.3). Two methods were considered to provide a means of extrapolating survey results beyond their original age range.

For this part of the work, the population relevant to the specific country/year was generally used.

Recall that the population p_i and weight w_i of each standard age group i are known (for i = 1 to 23), and the prevalence of smoking x_i is to be estimated. The survey is classified in n consecutive age bands, where age band j covers standard age groups a_j to b_j (so $b_j = a_{j+1} - 1$), and the prevalence of smoking in age band j is X_j.

The split within each age band of the original survey has been given as

$$x_i = \frac{X_j w_i P_j}{\sum_{k=a_j}^{b_j} (p_k w_k)} \qquad \text{where } i \text{ satisfies } a_1 \le i \le b_n \text{ and } j \text{ satisfies } a_j \le i \le b_j \qquad (2)$$

The first extrapolation method was derived as follows:

By combining all n age bands, the overall prevalence of smokers from age a_1 to b_n can be calculated as

$$S = \frac{\sum_{k=a_1}^{b_n} x_k \, p_k}{\sum_{k=a_1}^{b_n} P_k} \tag{8}$$

Let us denote by T (unknown) the prevalence of smokers over all adult age groups (i.e. age groups 4 to 23). If we split T down into standard age groups by the usual method, we would get alternative expression y_i for the prevalence of smoking in age group i

$$y_i = T w_i \frac{\sum_{k=4}^{23} p_k}{\sum_{k=4}^{23} (p_k w_k)} \quad \text{for } i = 4, 23 \tag{9}$$

If these y_i are re-combined to get the prevalence of smokers <u>only</u> in the range a_1 to b_n, this gives an alternative expression for S

$$S = \frac{\sum_{k=a_1}^{b_n} (y_k p_k)}{\sum_{k=a_1}^{b_n} p_k} = \frac{T \sum_{k=4}^{23} p_k \sum_{k=a_1}^{b_n} (w_k p_k)}{\sum_{k=4}^{23} (p_k w_k) \sum_{k=a_1}^{b_n} p_k} \tag{10}$$

Equating this with expression (8) solves to give

$$T = \frac{\sum_{k=a_1}^{b_n} (x_k p_k) \sum_{k=4}^{23} (p_k w_k)}{\sum_{k=a_1}^{b_n} (w_k p_k) \sum_{k=4}^{23} p_k} \tag{11}$$

Substituting this back into equation (9), we get

$$y_i = \frac{w_i \sum_{k=a_1}^{b_n} (x_k p_k)}{\sum_{k=a_1}^{b_n} (w_k p_k)} \qquad (12)$$

The method is to use formula (2) within the original surveyed age range, and to use formula (12) <u>only</u> outside the range $a_1 - b_n$.

This extrapolation process can be understood as estimating the overall adult prevalence of smokers implied by (a) the known prevalence of smokers in the surveyed range and (b) the weights for the whole adult range. This gives a factor which multiplies the weights outside the surveyed range. This factor therefore ignores the original subdivisions (if any) within the surveyed age range; contrasting with the method within the original surveyed range, which maintains the original subdivisions.

This method was tried in the IntSS1 work, but performed poorly in some cases, notably where the fitted weights were not a good fit to an individual survey. For instance, if a survey showed a much steeper decline in middle age than the weights, then compared with intuitive expectations, the extrapolations would seem too high in the elderly and too low in the young. This suggested the following modification to the method described above:

For $i < a_1$ (i.e. below the surveyed range) the equivalent expressions S^1 and T^1 were defined, with S^1 based only on the age groups $a_1 - b_1$ and T^1 based only on age groups 4 - b_1, which solve to:

$$y^1{}_i = \frac{w_i \sum_{k=a_1}^{b_1} (x_k\, p_k)}{\sum_{k=a_1}^{b_1} (w_k\, p_k)} \qquad \text{for } i < a_1 \qquad (13)$$

and similarly:

$$y^{n}_{i} = \frac{w_i \sum_{k=a_n}^{b_n} (x_k\, p_k)}{\sum_{k=a_n}^{b_n} (w_k\, p_k)} \qquad \text{for } i > b_n \qquad (14)$$

The modified method therefore uses only the first age band to extrapolate below the survey age range (equation (13)), and only the last age band to extrapolate above the surveyed age range (equation (14)). With $n = 1$ it is identical to the original method. Equation (12) is retained for the rare cases of a gap in the surveyed age range.

3.5 Estimating weights for prevalence of smoking

3.5.1 *Surveys included*

All surveys shown in Table 4 of each chapter of IntSS were included, provided they covered an age range of at least 21–64 and had at least two original age bands, with the exception of those surveys which had an original lower age limit less than 14 and no age break at either 14 or 15. (For the IntSS2 work only, surveys with a lower limit of 14 and no age break at 15 were treated as if the lower limit was 15. These surveys were excluded from the IntSS1 work). A few surveys excluded from IntSS for reasons of confidentiality were included here. For the IntSS1 work, which was carried out before the book was finalised, some surveys (including all surveys for Great Britain) not in earlier drafts of the book were excluded.

Since the age criteria applied here is the same as used in IntSS for extension to the full adult age range, guesstimates (see section 2.2) were already available where required to fill gaps for ages 15-20 or 65+.

All surveys were treated as if they were independent and of equal worth, although this is not the case. There were many cases where several surveys are in fact different product/frequency definitions from the same survey, or results from a series of surveys carried out annually. Some surveys are of poor quality or are not representative of the whole country.

856 surveys were available for the IntSS2 work, compared with 464 for the IntSS1 work.

3.5.2 *Factors affecting the weights – review of the IntSS1 work*

Although a substantial number of surveys are available, they do not provide full coverage of the factors which potentially might influence the values of R_j – namely sex, period, product, frequency and country. Indeed the coverage of interactions between some of these factors is very sparse.

In the IntSS1 work, no formal model fitting was carried out; instead, the factors were investigated by plotting surveys combined over different combinations of factors. The conclusions reached were that, for males, the important factors were decade and product, while for females, decade and country were important, with different patterns being established for two groups of countries and for Japan separately. Thus 4 sets of weights were produced for males and 9 sets for females.

For the IntSS2 work, there were *a priori* reasons to expect that the same conclusions would no longer be appropriate. First considering the males, product had been reduced from the original 5 product categories to two—all products = A or U; and cigarettes = MC, TC or UC. The weighting sets for all products showed a relatively flat pattern throughout young and middle ages with a modest decline in old ages, compared with the cigarette weighting sets which showed more of a peak in the young or middle ages and a substantial decline in old ages. This difference reflected the tendency for products other than cigarettes to be smoked predominantly by older men. However in many of the 'new' countries in IntSS2 (i.e. much of Eastern Europe) and increasingly for recent years in the original IntSS1 countries, products other than cigarettes have been little used and cigarettes have been the predominant product. Thus although we have continued to use the wording of survey questions or reports to allocate surveys to the 5 categories, they are in fact all referring to essentially the same smoking habit, i.e. cigarette smoking. It is therefore meaningless to subdivide them into two separate categories here.

Further, for the cigarette category, the earlier weighting pattern reached a broad peak between ages 25 and 50, while in the later period the peak was narrower and earlier, around ages 21-30. This reflected two changing aspects smoking patterns—the decreasing average age at start of smoking, and the increasing tendency since the 1960s and 1970s to give up smoking as a consequence of increasing knowledge about the dangers of smoking and the social unacceptability of the habit. It seems unjustifiable to assume that these effects would have taken place at the same pace in the 'new' countries, where a different social climate prevailed.

For females, apart from Japan, the IntSS1 countries had been allocated to two groups. The first group comprised Europe except Denmark and Ireland (and UK which, as mentioned above, was not used in this part of the work) and its weighting sets showed narrow peaks at young ages. The second group comprised the non-European countries (Australia, Canada, New Zealand, USA) plus Denmark and Ireland, and its weight sets showed broader peaks through young and middle ages; the earliest pattern for this group (for the 1940s/50s) showed a peak for ages 25–40, but by the 1960s this had broadened to 20–50, and thereafter the pattern for this group shifted with time in a similar way to that described for the cigarette category for males. Although speculative, we can hypothesise that, for those countries in group 2, women took up smoking relatively early (i.e. around the 1930s or 1940s), and these patterns reflect the initial uptake of smoking predominantly by socially independent women around 25–40 with the habit spreading into older age groups as those women aged, thus becoming fairly well established at older ages before the effects of giving up smoking took hold in the 1960s and 1970s. On the other hand, in the countries in group 1 smoking among women did not start until later decades, and the patterns reflect the initial spread of smoking in the population happening simultaneously with the pressures to give up. As information for early decades for the new countries is extremely limited, there seems little basis for adding the 'new' countries to the existing groups.

Another consideration was that additional material was now available for the period originally covered by IntSS1, including for instance more age breakdown of the Japanese data. It was therefore decided for IntSS2 to start from scratch and to analyse all the available surveys without regard for the conclusions reached in the IntSS1 work.

3.5.3 *Factors affecting the weights – IntSS2 work*

As described in section 3.4.1, the cumulative percentage of smokers below ages 30 and 50 (r_{11} and r_{15}) were analysed using GLIM.[8] This analysis was carried out separately for males (856 surveys) and females (828 surveys). The factors used initially were Country (41 individual levels, i.e. including countries which underwent unification/separation under their separate entities), Product and Decade. For both sexes, it quickly became apparent that country would be the most highly significant factor in any analysis, and that *a priori* country groupings (such as the IntSS1 female grouping, or simple geographical groupings) were of little value. However since the objective of the analysis was to identify weighting sets, a model involving all 41 countries would be of no practical value. It was therefore decided to use the GLIM analysis to investigate the

relative importance of the factors, but not to require the solution to involve all statistically significant factors.

For males, country was the most important single factor, followed by product. Once both these factors were included in the model, their interaction gave some further improvement, but decade and its interactions gave little further improvement. A simple country grouping with two levels based on whether or not cigarettes were the sole product used in the country was tried, but found to give little improvement. However, the idea was then extended, and each decade in each country was allocated as "solely cigarettes" or "multiple products". This allocation was based on all the information available in IntSS2, particularly Tables 3 and 8 of each chapter. The allocation is shown in Table S1.2, with those country decades involved in this part of the process being shown in bold type. A new product factor could then be defined with three levels:

SC = any survey in a solely cigarettes situation

C in MP = cigarette surveys (MC, TC or UC) in multiple products situations

A in MP = all product surveys (A or U) in multiple products situations

This factor alone was found to give a better fit than any of the country groupings alone, and as good as any country grouping + product. There was some improvement by also fitting a decade interaction, particularly at age 50. The parameter values from this model were examined, and the levels were combined into 3 groups; fitting this as a factor proved to be as good a fit as any other model apart from those involving individual countries. Allocations to the 3 groups are shown in Table S1.3; the names by which the groups are denoted reflect the shape of the weights subsequently derived for them (see section 3.5.4).

For females, the GLIM analyses showed that the country × decade interaction was important. None of the country groupings tried proved to be useful. Therefore similar to the male analysis, the parameters from the country × decade model were examined for both ages 30 and 50, and levels combined into 4 groups. Allocation to these groups are shown by the entries in bold in Table S1.4.

Having thus identified groups of surveys for each sex, means for each group were then calculated by the iterative method as described in section 3.4.2, and crude weights derived.

3.5.4 *Smoothing and youth values for weights*

Despite having averaged a large number of surveys, and used the iterative method of averaging, these weights were still not felt to be smooth enough for practical application.

Each set of r_i was smoothed by a moving average process, replacing each point by an estimate from a linear regression on itself and the two adjacent points (rather than a simple average of the three points, since the q_i are not equally spaced).

Weights in the youth region were particularly poor. Since only "all adult" surveys had been included, few of the teenage break-points were often represented, causing poor results from the iterative method (as discussed in section 3.4.1, Figure S1.1). In addition, those points that did appear were often dependent on a initial guesstimate and therefore too much faith should not be put in them.

During the IntSS1 work, all surveys covering ages 13–17 were selected. There were 15 male and 12 female surveys, mostly from Canada and Ireland, and all except one using age groups of single years. The "cumulative percentage of smokers" method was applied within the age range 13–17 only, and simple means calculated since questions of imbalance did not arise. This gave values for r_2' to r_6', with $r_1' = 0$ and $r_6' = 100$. (The same r' values were used in IntSS2 work as had been calculated for the IntSS1 work)

For each set of adult factors r, values r_i* were calculated

$$r_i^* = \frac{(r_i' - r_3')r_6}{(100 - r_3')} \qquad \text{for i = 2, 6} \qquad (15)$$

such that $r_3^* = 0$ and $r_6^* = r_6$ (the original adult value), and r_4^* and r_5^* are scaled versions of the teenage set which were then used to replace the original r values. This process not only provided improvements to the original weights w_4, w_5 and w_6, but also allowed weights w_2 and w_3 to be calculated. w_1 was set arbitrarily to half the value of w_2. These extensions to the age range of the sets of weights allowed them to be applied to surveys whose are range overlapped below age 15.

Finally, in a few cases, the weights for ages below 19 or 21 (w_7 or w_9) still showed unlikely discontinuities, and these were found to be based on very few or no original points. These were

smoothed either by further averaging, or by ignoring the original *r* value and calculating the slope across two adjacent intervals.

These methods of adjusting the youth weights may seem excessively arbitrary. For instance, selection of surveys with specific end-points will intrinsically select certain surveys which may not be representative of other youth surveys. However no other pair of endpoints gave as many surveys as those chosen. Also it may be borne in mind that the eventual objective is to combine into 5-year age groups, and the narrower youth groups are only considered for the purpose of correctly handling surveys whose break points are different from those ultimately required.

The resulting weights for the 3 male groups and the 4 female groups are shown in Table S1.5 and Figure S1.2. The names by which the groups are denoted reflect the shape of the weights – whether relatively flat over all age groups, or, if peaked, around what age the peak was seen.

3.6 Estimating weights for cigarettes per person

All surveys shown in Table 6 of each chapter of IntSS were included, subject to the same age restrictions as for the prevalence estimation (section 3.5.1). Surveys giving consumption of all products in grams were excluded where they related to countries with substantial consumption of products other than cigarettes (one for Denmark, two for Switzerland).

The cumulative percentages of cigarettes per person below ages 30 and 50 (r_{11} and r_{15}) were analysed using GLIM. This analysis was carried out separately for males (250 surveys) and females (248 surveys). The factors used were the same as for the prevalence analysis (section 3.5.3), including the groupings eventually chosen there.

For males, the initial amount of variation between all the surveys was considerably less than had been the case for prevalence. None of the models tried gave much improvement to the fit apart from those involving individual countries, which (as for the prevalence analysis) were ruled out as being impractical. A plot of the data from all the surveys revealed that there were two outlying surveys (Denmark 1953 and Greece 1956), and fitting a model with a main effect and these two outliers only gave a fit better than the male prevalence grouping, and virtually as good as any other model.

For females, country was again the single most useful factor, but was ruled out. Otherwise, the model using the same grouping as for prevalence gave by far the best fit.

Having thus identified groups of surveys (one group for males, together with two individual surveys, and four groups for females), means were calculated and the weights derived and smoothed, as for prevalence (section 3.5.4). The weights are shown in Table S1.6 and Figure S1.3.

3.7 Applying the weights – estimates for individual surveys by standard age groups

3.7.1 *Surveys included*

All surveys in Table 4 (prevalence) and Table 7 (cigarettes per person, sales adjusted) of each chapter of IntSS were included. In addition, all surveys shown in Table 6 (cigarettes per person, unadjusted) of each chapter for which an adjustment factor could not be calculated according to the criteria in IntSS were included here, using an adjustment factor of 80%.

Extrapolation was applied in the following two circumstances:

(i) If the surveyed age range was at least 25 years and included either age 45 or age 60, then extrapolation was carried out to extend estimates to the full adult range of 15+.

(ii) If the surveyed age range covered 3 years within 15–21, then extrapolation was carried out to extend estimates to 15–19.

(Extrapolation was applied in slightly wider circumstances in the work in IntSS1, in particular, the teenage requirement was previously for 3 years within 13–21, see section 3.7.3.)

When break points did not coincide with the standard set, the nearest standard point was assumed. This applied to relatively few surveys, and the point was usually only one year different from the standard. The guesstimates were retained as if part of the original survey.

For males, for those country/decades which had surveys here but which had not had any surveys involved in the estimation of weights, allocation was made to 'solely cigarettes' or 'multiple products' as previously (section 3.5.3), and these allocations are shown in normal type style in Table S1.2. The appropriate weighting set was then as shown in Table S1.3. For females, allocation to the weighting sets was made by considering other decades already allocated for the

country, and any age-specific data in Table 4 of the relevant chapter in IntSS, and these are shown in normal type style in Table S1.4.

3.7.2 *Layout of results*

Results for all the individual surveys are shown in Annex A for prevalence, and Annex B for cigarettes per person. The layout is similar to Tables 4 and 7 of each chapter of IntSS, except that

- no overall age category is given,
- ages 20 and 21–24 are shown separately,
- ages 80–84 and 85+ are shown separately,
- for cigarettes per person, the % total sales is not shown.

The boundaries between age groups are marked as follows:

- original boundary – solid line (except original non-standard boundaries which are not shown)
- boundary within original age band – dotted line
- boundary within guesstimate region – two dashes
- boundary within extrapolated region – two apostrophes.

Any prevalence estimates > 100 are shown as ****.

3.7.3 Observations on the results for prevalence

On the whole, the interpolated/extrapolated estimates of prevalence appear quite acceptable.

In the IntSS1 work, alternative estimates (not shown) were made by ignoring the guesstimates and using only extrapolation. The differences were large in some cases, but it is of course unknown which set is 'right'. Looking at some of the teenage surveys, where for the IntSS1 work less stringent conditions had been applied (section 3.7.1), extrapolation up from, say, an original survey of 13–15 year olds, up to age 19, gave unrealistically high figures. This suggested that the weights rose too steeply in the teenage region, which would in turn cause extrapolation down from the adult area to the teenage area to appear too low, and therefore the guesstimates correspondingly too high. However in most countries the guesstimates were lower than the extrapolations.

Also in the IntSS1 work, the modified extrapolation method was compared with estimates (not shown) using the simpler method based on equation (12) only. The modified method was clearly better for full adult surveys, either with little difference in results, or results which were intuitively better (i.e. smoother age patterns, and greater similarity to other surveys). For youth surveys, the position was not so clear, with some surveys a little worse but a few considerably improved. This was due to the modified method depending on results for individual ages and therefore being prone to chance variations. However it was decided to retain use of the modified method throughout.

Another point about extrapolating up from the lower teenage figures is that some teenage surveys use a very low threshold to qualify as a smoker (e.g. "usually smokes at least once a week", or "smokes on holiday and at parties etc"), giving quite high prevalence at young ages. It is therefore unrealistic to expect the general weighting to apply successfully to such data, as they should not rise so steeply in the later teenage years as the prevalence of regular smoking – one would expect the gap between the two categories to narrow, whereas our method forces it to widen. See for example Ireland 1980 source 2, where the estimates at age 19 for regular smokers appear reasonable, while those for all smokers appear implausibly high.

Recall however that the shape within the 15–19 area does not matter too much, so long as its overall level is right, since it is going to be averaged together in use.

As has previously been noted (section 3.3), neither the basic method to split the original age bands nor the extrapolation method are constrained to give estimates ≤ 100. For three surveys (Germany males, Greece females, Poland males) in the IntSS2 work, the estimate at age 19 exceeded 100%. This was an improvement on the situation in the IntSS1 work for two reasons. First, the tighter conditions on which teenage surveys were extrapolated up to age 19 avoided many of the problems discussed in the last paragraph. Second, the sets of weights used in the IntSS2 work have more successfully dealt with those countries where, in early decades, the prevalence of smoking among men was very high. For instance for West Germany source 11 1950 (all products) the prevalence was 88% (age 14+). The degree of variation with age suggested by the IntSS1 weights was simply unable to fit in under the 100% ceiling. With the slightly flatter pattern suggested by the IntSS2 weights, none of the estimates exceed 100%. However it does seem probable that an even flatter pattern would have been appropriate in this

case, and similarly for Netherlands 1958 source 1 where there were 4 original age bands with approximately equal prevalence.

As would be expected the method does not perform well for a survey divided into several original age bands where the selected values of r_i are not a good fit. This can cause discontinuities across the original boundaries. See for instance France 1953 source 1 – for females the sharp decreases in prevalence across the original boundaries at ages 50 and 65 do not look right, and show that the weights are trying to force a slower decline than the original age bands suggest. Conversely for males, the rise in prevalence across age 65 suggests that the decline in that weighting set is too steep.

3.7.4 *Observations on the results for cigarettes per person*

The results appear to suffer from less problems than the prevalence estimates. To some extent, this is because some difficulties, such as different definitions of a smoker in teenage surveys and different products, arise much less often in these data.

In some countries, there were systematic differences in the teenage region between teenage only surveys and all-ages surveys. In some cases such as Australia, results extrapolated up to age 19 from teenage only surveys (source 10, various years) had consistently lower estimates than those from all-ages surveys, whether split from a broader age band, guesstimated or extrapolated – suggesting that the weights should rise more steeply at the lower teenage values. However the reverse is seen in a few cases, such as France 1981 source 22 and 1995 source 3.

Results for the teenage region must be regarded as more speculative for some countries, notably Japan, where there were virtually no original data for the teenage region to compare with the guesstimated or extrapolated estimates.

4 Converting from individual surveys to period averages

4.1 Method

For prevalence data, an average was calculated for each age group from all the individual surveys withing each 5-year period. (The three prevalence estimates which were ≥ 100 (see section 3.7.3), each of which was the final age group for a youth survey, were simply replaced by the average of the previous age groups value and 100.) Surveys for product U (product unspecified) were combined with surveys for product A, and similarly surveys for product UC were combined with surveys for TC. Further, to reflect the known usage of products in the different countries, various product groupings were defined:

(1) one product group – A, TC and MC.

(2) two product groups, either

(2a) – A; TC and MC, or

(2b) – A and TC; MC

(3) three product groups – A; TC; MC

Each country × decade was allocated to these groupings based on all the information available in ISS2, particularly Tables 3 and 8 of each chapter, and the allocations are shown in Table S1.7. This was similar to the allocation made earlier (section 3.5.3, Table S1.2), but also took into account the use of HR cigarettes as distinct from MC. For instance, in situations where MC and pipes/cigars were smoked, but virtually no HR cigarettes, then grouping 2a would be used; surveys of product A and U would be averaged together and the resulting estimates interpreted as applicable to all product smoking; surveys of product TC, UC and MC would be averaged together and interpreted as applicable equally to total cigarette smoking and to manufactured cigarette smoking. Conversely, if some HR cigarettes but virtually no pipes/cigars were smoked, then grouping 2b would be used; the estimates from the A, U, TC and UC surveys would be interpreted as applicable equally to all product smoking and to TC smoking. The same allocation was used for both sexes, although smoking of products other than MC may have been more limited among women than among men.

Surveys from Czechoslovakia and USSR were combined with their respective successor republics (except surveys in Armenia, Azerbaijan and Georgia in the early 1960s which were omitted). Surveys for West and East Germany separately were omitted for 1991-1995, since with only one exception the same surveys had been included for Unified Germany.

Next, averages were taken of the five age groups for ages 15-19, and a weighted average of ages 20 and 21-24. Age groups for ages 12-14 were discarded.

Finally a simple linear interpolation was used within each age group (for each country/period/product) to fill any gaps across periods.

Cigarettes per person data were treated in the same way. Since data on consumption per person of all tobacco products (in grams per person per day) are only very rarely available, results for the product grouping A and U were discarded.

A number of comments can be made on the fairly simple approach that was taken to this part of the problem:

> All surveys were given equal weight. The relative merits of the surveys and their timing within the 5-year period were ignored. Some surveys, particularly for prevalence among females, were virtually duplicates but were still given equal weight.
>
> Differences in the definitions of the frequency of smoking between surveys were ignored.
>
> There was no constraint in the method that the resulting prevalence or consumption estimates are greater for the wider product grouping than for the narrower (e.g. that all product prevalence is greater than MC prevalence), as should logically occur. This will depend on which individual surveys have contributed to the average. Anomalies may occur because of different methodological features of surveys contributing to different product groupings, or because of inappropriate allocation of U or UC surveys.
>
> For the consumption estimates, although the individual surveys had been sales-adjusted, there was no constraint in the method to maintain this adjustment. Two aspect of the method in particular may undermine it – use of 80% as an adjustment factor for those surveys which did not meet the criteria for calculating a factor (section 3.7.1), and interpolation between periods.

Since not all surveys cover the same age range (i.e. those which did not meet the criteria for guesstimates or extrapolation to 15+) then discontinuities are to be expected between adjacent age groups to which different numbers of surveys contributed.

4.2 Results

Results are shown in Tables S1.8 (prevalence) and S1.9 (cigarettes per person per day).

A number of instances of the problems foreseen in the previous section can be seen, for example:

New Zealand, 1966-1970, the prevalence estimates (both sexes) for age 15-19 are particuarly low, being based solely on a survey among school pupils, whereas the other age groups for that period are estimated by interpolation.

Finland, 1966-1975, male prevalence of all product smoking is higher than cigarette smoking prevalence for some age groups

Greece, male prevalence estimates in the early decades are based wholly on non-representative surveys with non-standard definitions of smoking, and show non-smooth patterns.

One area of change between the IntSS2 estimates and the earlier IntSS1 estimates arises from the change to the rule on which teenage surveys were extrapolated up to age 19. Surveys which covered only, say, 13–16 had given very high (sometimes implausibly high) prevalence estimates when extrapolated up to age 19. As these surveys are not now extrapolated, they no longer get included in the period averages. Consequently, the period averages rely more heavily on surveys which extend up to ages 17 or 18 – surveys which are likely to be based on pupils who are beyond the compulsory schooling age and who may smoke less than those who have left school. Consequently the new estimates are likely to be lower than the IntSS1 estimates.

To investigate how well the cigarettes per person estimates have retained the sales-adjustment, adjustment factors were calculated by comparing the IntSS1 consumption estimates with average sales over the 5-year period. Results (shown in Table 12 of IntSS1 supplement) were generally quite close to 100. Although this comparison has not been repeated with the current IntSS2 estimates, the few exceptions noted in the IntSS1 work would still appear:

For Germany (MC) and Sweden, values around 80% were seen in some periods where the only contributing survey had been extrapolated from a relatively narrow original age range, and adjusted with the assumed 80% adjustment factor. This suggests that either the shape of the weights was too peaked in the range actually surveyed, or that the 80% adjustment factor was too high.

For Italy, values in excess of 120% were seen for some early periods, associated with the known problem of inaccuracy of the sales data due to clandestine sales.

For New Zealand, values were slightly elevated (103-106%). These were based on a single survey originally adjusted to the first year of a 5-year period, now being adjusted to the 5-year average, while sales had declined over the period.

Since these problems cannot easily be resolved, and since most values were in any case very close to 100, no attempt was made to conduct any further sales-adjustment process.

5 Conclusions

Derivation of the 5-year period and 5-year age group estimates of prevalence of smoking and of cigarettes per person has not been straightforward. It involves a number of assumptions and approximations, described in the preceding sections, which the user should be aware of. Although the estimates involve more uncertainties than the survey and sales data from which they were derived, they nevertheless provide a valuable summary of the smoking habits of each country. In particular, the format in which the data are provided (Tables S1.8 and S1.9) allows them to be be related to corresponding country-, sex-, period- and age-specific data on smoking related disease such as lung cancer, ischaemic heart disease and chronic obstructive pulmonary disease.

References

1. World Health Organization. *WHO Mortality Database*. http://www3.who.int/whosis

2. Alderson M. *International Mortality Statistics*. London: The Macmillan Press; 1981.

3. Nicolaides-Bouman A, Wald N, Forey B, Lee P. *International smoking statistics. A collection of historical data from 22 economically developed countries*. London and Oxford: Wolfson Institute of Preventive Medicine and Oxford University Press; 1993.

4. Forey B, Hamling J, Lee P, Wald N, editors. *International Smoking Statistics. A collection of historical data from 30 economically developed countries,* 2nd edition. London and Oxford: Wolfson Institute of Preventive Medicine and Oxford University Press; 2002.

5. Lee PN (ed). *Tobacco consumption in various countries,* 4th edition. London: Tobacco Research Council; 1975. Research Paper 6.

6. Todd GF. Cigarette consumption per adult of each sex in various countries. *J Epidemiol Community Health* 1978;**32**:289-93.

7. International Agency for Research on Cancer. Waterhouse J, Muir C, Correa P, Powell J, editors. *Cancer incidence in five continents,* Volume III. Lyon, France: IARC; 1976.

8. Francis B, Green M, Payne C, editors. *GLIM4. The statistical system for generalized linear interactive modelling*. Oxford: Oxford University Press; 1993.

Table S1.1 Countries included in IntSS, and years for which sales data are available

Country		Years* with comprehensive sales data	Years* with estimates of HR+ consumption
Australia		1920–1994	1925[1]–1994
Austria		1923–	1923–
Belgium		1921–1988, 1995	1950–
Bulgaria		1913, 1920–1934, 1960– §	†
Canada		1920–	1955–
Czechoslovakia	**Combined**	1923–1934, 1948§, 1950–1992§	no estimates
	Czech Republic	1975§, 1980–1989§, 1993–§	no estimates
	Slovakia	1975§, 1980–1989§	no estimates
Denmark		1920–	1950–
Finland		1920–	†
France		1932[2]–	1950–
Germany	**West**	1948–1989	1948–1989
	East	no data	no estimates
	Unified	1925[3]–1938, 1991–	1906–1913, 1932–1938, 1991–
Greece		1920–	†
Hungary		1920–1934, 1988 (also 1960–§)	†
Iceland		1932[4]–	†
Ireland		1920–	1950–
Israel		1967–1989 (also 1990–§)[5]	†
Italy		1921[6]–	1951–
Japan		1920–1984 (also 1985–§)	1920–1984
Netherlands		1923–	1960–
New Zealand		1920–	1950–
Norway		1927–	1939, 1946–
Poland		1925–1957, 1960–§	†
Portugal		1940–[7]	1950–1972, 1979–1985, 1989–1992
Romania		1920–1925, 1960–§	†
Spain		1927–1988, 1993 (also 1989–§)	1957–1988, 1993
Sweden		1920–	1950–
Switzerland		1934–1973, 1974–§	†
UK		1880–	1930–1939, 1946–
USA		1920–	1949–
USSR	**Russia**	1988–§	†
	Estonia	1988–1993§	†
	Latvia	1921–1935, 1988–1993§	†
	Lithuania	1988–1993§	†
	Ukraine	1988–1993§	†
	Belorussia	1988–1993§	†
	Moldova	1988–§	†
	Armenia	1988–1993§	†
	Azerbaijan	1988–§	†
	Georgia	1988–1993§	†
	Kazakhstan	1988–1994§	†
	Kyrgyzstan	1988–§	†
	Tadjikistan	1988–1993§	†
	Turkmenistan	1988–1993§	†
	Uzbekistan	1988–§	†
	Combined	1960–1994§	†
Yugoslavia		1922–1935, 1960–1993§	no estimates

* to 1995 if not specified
\+ hand-rolled cigarettes
§ not comprehensive data, but data for at least manufactured cigarettes
† assumed negligible since at least the 1950s
1 5-yearly to 1955, 1957, then annually from 1960
2 various data back to 1865
3 various data back to 1906
4 some data back to 1862
5 poor data
6 5-yearly to 1955
7 various gaps in data for some products after 1973

Table S1.2 Males – allocation of countries and decades to "solely cigarettes" (SC) or "multiple products" (MP)

Country		Decade pre-1950	1950s	1960s	1970s	1980s	1990s
Australia		MP		MP	**MP**	**SC**	**SC**
Austria			MP		**SC**	**SC**	**SC**
Belgium			**MP**	**MP**	**MP**	**MP**	**MP**
Bulgaria						SC	SC
Canada			SC	**SC**	**SC**	**SC**	**SC**
Czechoslovakia Combined					SC	SC	SC
	Czech Republic			SC	**SC**	SC	**SC**
	Slovakia				SC	SC	**SC**
Denmark			**MP**	**MP**	**MP**	**MP**	**MP**
Finland			SC	**SC**	**SC**	**SC**	**SC**
France			**MP**	**MP**	**MP**	**MP**	**MP**
Germany	**West**		MP	MP	**MP**	**MP**	**SC**
	East			MP	**MP**	**MP**	**SC**
	Unified						**SC**
Greece			**SC**	SC	SC	**SC**	**SC**
Hungary				SC	SC	SC	**SC**
Iceland				MP	MP	**SC**	**SC**
Ireland			MP	**MP**	**MP**	**MP**	MP
Israel				SC	**SC**	**SC**	SC
Italy		MP	MP	**SC**	**SC**	**SC**	**SC**
Japan			SC	**SC**	**SC**	**SC**	**SC**
Netherlands		MP	MP	**MP**	**MP**	**MP**	**MP**
New Zealand				MP	**SC**	**SC**	**SC**
Norway			**MP**	**MP**	**MP**	**SC**	**SC**
Poland			SC	SC	**SC**	**SC**	**SC**
Portugal					SC	**SC**	**SC**
Romania				SC	**SC**	SC	SC
Spain				MP	**SC**	**SC**	**SC**
Sweden		MP		**MP**	**MP**	**SC**	**SC**
Switzerland			MP		**MP**	**MP**	**MP**
UK		**MP**	**MP**	**MP**	**MP**	**MP**	**MP**
USA		**MP**	**MP**	**MP**	**SC**	**SC**	**SC**
USSR	**Russia**				**SC**	SC	**SC**
	Estonia					SC	**SC**
	Latvia						**SC**
	Lithuania				SC	SC	**SC**
	Ukraine, Belorussia, Moldova					SC	SC
	Armenia, Azerbaijan, Georgia			SC			SC
	Central Asia				SC	SC	SC
	Multiple/unspec		SC		SC	**SC**	
Yugoslavia			SC	**SC**	**SC**	SC	SC

Entries in bold indicate that there were survey(s) from the country/decade included in the process of estimating weights. Entries in normal type style indicate that there were survey(s) but that they did not qualify for inclusion in that process.

Table S1.3 Males – allocation of products and decades to weighting sets for prevalence

Product[1]	Decade					
	pre-1950	1950s	1960s	1970s	1980s	1990s
SC		m-flat	m-flat	m-young	m-young	m-mid
C in MP	m-mid	m-young	m-young	m-young	m-young	m-young
A in MP	m-flat	m-flat	m-flat	m-flat	m-flat	m-young

1 See text p. 16

Table S1.4 Females – allocation of countries and decades to weighting sets for prevalence

Country			Decade					
			pre-1950	1950s	1960s	1970s	1980s	1990s
Australia			f-mid		f-flat	**f-flat**	**f-young**	**f-young**
Austria				f-young		**f-young**	**f-young**	**f-young**
Belgium				f-mid	**f-flat**	**f-young**	**f-young**	**f-young**
Bulgaria							f-young	f-young
Canada				f-flat	**f-flat**	**f-flat**	**f-flat**	**f-flat**
Czechoslovakia		**Combined**				f-young	f-mid	f-flat
	Czech Republic				f-young	**f-young**	f-mid	**f-flat**
	Slovakia					f-young	f-mid	**f-mid**
Denmark				**f-young**	f-flat	**f-flat**	**f-flat**	**f-flat**
Finland				f-young	**f-young**	**f-young**	**f-young**	**f-young**
France				f-young	**f-young**	**f-young**	**f-young**	**f-young**
Germany	**West**			f-young	f-young	**f-young**	**f-young**	**f-mid**
	East				f-mid	**f-flat**	**f-young**	**f-young**
	Unified							**f-mid**
Greece				f-mid	f-mid	f-mid	**f-flat**	**f-flat**
Hungary					f-young	f-mid	f-mid	**f-flat**
Iceland					f-flat	f-flat	**f-flat**	**f-flat**
Ireland				f-flat	**f-flat**	**f-flat**	**f-flat**	**f-flat**
Israel					f-flat	**f-flat**	**f-flat**	f-flat
Italy			f-flat	f-flat	**f-flat**	**f-young**	**f-young**	**f-mid**
Japan				f-old	**f-old**	**f-old**	**f-flat**	**f-young**
Netherlands			f-young	f-young	**f-young**	**f-young**	**f-flat**	**f-flat**
New Zealand					f-flat	**f-flat**	**f-young**	**f-young**
Norway				f-young	**f-young**	**f-young**	**f-flat**	**f-flat**
Poland				f-young	f-young	**f-young**	f-mid	**f-mid**
Portugal						f-young	**f-young**	**f-young**
Romania					f-flat	**f-old**	f-flat	f-flat
Spain					f-young	**f-young**	**f-young**	**f-young**
Sweden			f-young		**f-young**	**f-young**	**f-flat**	**f-flat**
Switzerland				f-young		**f-young**	**f-young**	**f-flat**
UK			f-flat	f-flat	**f-flat**	**f-flat**	**f-flat**	**f-flat**
USA			f-mid	f-mid	**f-mid**	**f-flat**	**f-flat**	**f-flat**
USSR	**Russia**					**f-flat**	f-young	**f-young**
	Estonia						f-mid	**f-mid**
	Latvia							**f-mid**
	Lithuania					f-flat	f-young	**f-young**
	Ukraine, Belorussia, Moldova						f-young	f-young
	Armenia, Azerbaijan, Georgia				f-flat			f-young
	Central Asia					f-flat	f-young	f-young
	Multiple/unspecified			f-flat		f-flat	**f-young**	
Yugoslavia				f-mid	**f-old**	f-mid	f-mid	f-mid

Entries in bold indicate that there were survey(s) from the country/decade included in the process of estimating weights. Entries in normal type style indicate that there were survey(s) but that they did not qualify for inclusion in that process.

Table S1.5 Values of weights – prevalence

Age group	Age	Male			Female			
		m-flat	m-young	m-mid	f-flat	f-young	f-mid	f-old
1	12	16	15	21	25	22	15	16
2	13	31	30	41	51	44	30	32
3	14	37	35	45	55	53	34	32
4	15	46	45	51	60	68	40	32
5	16	58	56	58	67	87	48	32
6	17	71	69	66	75	108	57	32
7	18	85	82	74	84	130	66	32
8	19	95	91	92	107	143	79	47
9	20	105	101	103	112	171	105	62
10	21-24	102	117	117	121	168	135	77
11	25-29	104	121	121	121	150	146	81
12	30-34	106	118	124	122	140	153	86
13	35-39	108	114	121	117	125	145	97
14	40-49	109	110	117	116	106	136	102
15	45-49	108	108	111	109	93	110	116
16	50-54	107	102	103	104	76	92	124
17	55-59	104	98	93	91	65	70	130
18	60-64	101	90	81	83	51	55	128
19	65-69	94	81	74	67	41	42	125
20	70-74	85	70	63	60	31	28	125
21	75-79	77	62	53	46	23	19	125
22	80-84	75	53	43	44	20	13	125
23	85-89	75	46	37	28	20	13	125

Table S1.6 Values of weights – cigarettes per person

Age group	Age	Male			Female			
		m-main	m-Denmark	m-Greece	f-flat	f-young	f-mid	f-old
1	12	5	17	12	4	4	2	2
2	13	9	35	24	10	9	5	5
3	14	17	65	45	26	25	14	13
4	15	23	87	60	39	38	21	20
5	16	39	87	60	50	62	37	20
6	17	57	87	60	70	96	64	20
7	18	75	87	60	81	120	86	20
8	19	82	108	69	103	141	101	37
9	20	95	129	79	104	151	105	55
10	21-24	112	150	88	120	158	123	72
11	25-29	117	153	91	123	150	136	77
12	30-34	124	155	93	126	143	153	83
13	35-39	123	146	100	126	131	148	97
14	40-49	123	135	106	124	118	142	105
15	45-49	118	107	115	121	104	117	126
16	50-54	111	90	120	112	84	96	140
17	55-59	100	57	122	96	69	69	142
18	60-64	86	39	119	75	47	54	129
19	65-69	74	15	112	56	39	40	115
20	70-74	59	10	107	40	29	27	115
21	75-79	44	3	90	28	23	17	115
22	80-84	31	3	70	19	12	12	115
23	85-89	25	3	47	15	3	12	116

Table S1.7 Product groupings[1] used when averaging individual surveys into period averages

Country		Decade					
		pre-1950	1950s	1960s	1970s	1980s	1990s
Australia		3		3	3	2b	2b
Austria			2a		1	1	1
Belgium			3	3	3	3	3
Bulgaria						1	1
Canada			3	3	3	2b	2b
Czechoslovakia combined					1	1	1
	Czech Republic			1	1	1	1
	Slovakia				1	1	1
Denmark			3	3	3	3	3
Finland			2a	2a	2a	2a	2a
France			3	3	3	3	3
Germany	West		3	3	3	3	2b
	East			3	3	3	2b
	Unified						2b
Greece			1	1	1	1	1
Hungary				1	1	1	1
Iceland				2a	2a	1	1
Ireland			2a	2a	2a	2a	2a
Israel				1	1	1	1
Italy		2a	2a	1	1	1	1
Japan			1	1	1	1	1
Netherlands		3	3	3	3	3	3
New Zealand				2b	2b	2b	2b
Norway			3	3	3	2b	2b
Poland			1	1	1	1	1
Portugal					1	1	1
Romania				1	1	1	1
Spain				1	1	1	1
Sweden		2a		2a	2a	1	1
Switzerland			2a		2a	2a	2a
UK		3	3	3	3	3	3
USA		2a	2a	2a	1	1	1
USSR	Russia				1	1	1
	Estonia					1	1
	Latvia						1
	Lithuania				1	1	1
	Ukraine, Belorussia, Moldova					1	1
	Armenia, Azerbaijan, Georgia			1			1
	Central Asia				1	1	1
	Multiple/unspec		1		1	1	
Yugoslavia			1	1	1	1	1

1 See text p. 23

Table S1.8 Estimated prevalence of smoking by standard age groups and 5-year periods

Country Sex Product	Years		n1	n2	Age group														
					15-19	20-24	25-29	30-34	35-39	40-44	45-49	50-54	55-59	60-64	65-69	70-74	75-79	80-84	85+
Australia, Male																			
A	41	45	1	0	49.0	73.0	74.0	75.5	76.9	77.6	76.9	76.2	74.0	71.9	66.9	60.5	54.8	53.4	53.4
	46	50	0	15	*46.9*	*69.6*	*70.5*	*71.9*	*73.2*	*73.9*	*73.2*	*72.6*	*70.5*	*68.5*	*63.7*	*57.6*	*52.2*	*50.9*	*50.9*
	51	55	0	15	*44.8*	*66.1*	*66.9*	*68.3*	*69.6*	*70.2*	*69.6*	*68.9*	*66.9*	*65.1*	*60.6*	*54.8*	*49.6*	*48.3*	*48.3*
	56	60	0	15	*42.7*	*62.6*	*63.4*	*64.7*	*65.9*	*66.5*	*65.9*	*65.3*	*63.4*	*61.6*	*57.4*	*51.9*	*47.0*	*45.8*	*45.8*
	61	65	1	0	40.6	59.1	59.9	61.1	62.2	62.8	62.2	61.7	59.9	58.2	54.2	49.0	44.4	43.2	43.2
	66	70	1	0	31.6	45.9	46.5	47.4	48.3	48.7	48.3	47.8	46.5	45.2	42.0	38.0	34.4	33.5	33.5
	71	75	1	0	34.2	52.0	49.2	52.4	48.1	45.9	47.2	46.8	40.6	37.3	34.7	33.2	30.0	29.3	29.3
	76	80	3	0	30.4	48.4	46.4	40.5	42.5	43.9	44.4	45.3	38.6	31.6	28.8	26.9	24.1	22.0	20.5
TC	71	75	5	0	31.6	50.7	48.2	47.6	45.9	46.3	46.4	44.3	39.2	36.2	32.6	29.2	25.8	22.1	19.2
	76	80	7	0	30.2	48.6	45.4	40.9	41.4	42.1	42.7	41.5	36.6	31.5	28.1	24.7	21.9	18.7	16.2
A+TC	81	85	13-15	0	24.5	38.9	41.6	38.8	38.1	36.0	37.1	35.0	34.0	30.8	27.7	24.3	21.5	18.4	16.0
	86	90	7-11	0	22.5	35.2	37.0	33.7	31.9	30.5	29.2	28.2	27.7	24.0	21.6	19.2	15.8	13.4	11.6
	91	95	9-11	0	23.6	36.4	37.7	37.1	35.1	33.9	31.6	29.8	25.7	21.5	19.6	16.6	13.9	11.3	9.7
MC	76	80	1	0	27.5	41.0	42.3	41.3	39.9	38.5	36.0	34.0	32.7	30.0	20.3	17.5	15.5	13.3	11.5
	81	85	0	15	*25.2*	*39.4*	*38.3*	*38.2*	*35.5*	*34.3*	*32.2*	*30.2*	*28.0*	*25.1*	*17.5*	*15.0*	*11.2*	*9.4*	*8.1*
	86	90	1	0	23.0	37.8	34.4	35.2	31.1	30.1	28.5	26.5	23.3	20.3	14.7	12.5	6.9	5.6	4.8
Australia, Female																			
A	41	45	1	0	14.2	31.5	35.7	37.4	35.4	33.2	26.9	22.5	17.1	13.4	10.3	6.8	4.6	3.2	3.2
	46	50	0	15	*15.8*	*31.9*	*35.2*	*36.6*	*34.7*	*33.0*	*27.8*	*24.1*	*19.2*	*15.8*	*12.4*	*9.3*	*6.7*	*5.5*	*4.4*
	51	55	0	15	*17.4*	*32.4*	*34.7*	*35.7*	*34.0*	*32.8*	*28.6*	*25.8*	*21.2*	*18.2*	*14.5*	*11.8*	*8.7*	*7.8*	*5.5*
	56	60	0	15	*19.0*	*32.8*	*34.2*	*34.8*	*33.3*	*32.5*	*29.5*	*27.4*	*23.3*	*20.7*	*16.6*	*14.2*	*10.8*	*10.0*	*6.7*
	61	65	1	0	20.6	33.2	33.7	34.0	32.6	32.3	30.4	29.0	25.4	23.1	18.7	16.7	12.8	12.3	7.8
	66	70	1	0	20.6	33.2	33.7	34.0	32.6	32.3	30.3	29.0	25.3	23.1	18.7	16.7	12.8	12.3	7.8
	71	75	1	0	26.8	38.0	37.4	30.4	29.4	27.5	32.6	37.0	25.4	17.7	14.3	12.1	9.3	8.9	5.6
	76	80	3	0	26.9	37.6	36.5	34.5	29.8	29.8	27.4	31.6	22.4	22.9	18.4	13.4	10.0	9.0	7.8
TC	71	75	5	0	23.9	38.7	35.7	34.5	33.2	33.6	33.1	32.7	24.9	21.7	17.5	15.6	11.9	11.4	7.3
	76	80	7	0	27.0	40.2	34.8	34.1	31.3	30.8	28.7	29.7	23.7	22.6	17.6	14.4	11.0	10.3	7.4
A+TC	81	85	13-15	0	28.6	40.7	35.5	31.1	29.4	27.2	28.2	23.2	21.4	17.5	14.1	9.9	7.4	6.4	6.4
	86	90	7-11	0	24.7	38.0	33.1	29.3	26.6	23.6	25.3	22.2	19.3	17.5	14.3	11.3	7.9	6.8	6.8
	91	95	9-11	0	26.3	39.7	35.8	32.5	28.3	28.6	24.7	20.7	20.3	16.9	13.5	9.8	7.3	6.3	6.3
MC	76	80	1	0	27.5	39.0	33.1	33.4	32.0	31.8	30.1	28.8	25.2	23.0	14.1	12.6	9.7	9.2	5.9
	81	85	0	15	*25.9*	*38.3*	*32.5*	*31.6*	*29.3*	*27.1*	*27.7*	*24.7*	*23.2*	*19.9*	*14.5*	*12.0*	*7.9*	*7.2*	*5.6*
	86	90	1	0	24.2	37.6	31.9	29.7	26.6	22.5	25.2	20.6	21.3	16.7	14.9	11.3	6.1	5.3	5.3
Austria, Male																			
A	51	55	1	0	58.8	85.0	86.2	87.8	89.5	90.3	89.5	88.7	86.2	83.7	77.9	70.4	63.8	62.2	62.2
	56	60	0	15	*51.0*	*75.0*	*76.8*	*77.3*	*77.9*	*78.6*	*77.8*	*76.7*	*74.4*	*72.4*	*67.1*	*60.3*	*54.5*	*52.3*	*51.6*
	61	65	0	15	*43.2*	*65.0*	*67.3*	*66.7*	*66.2*	*66.9*	*66.2*	*64.7*	*62.7*	*61.1*	*56.2*	*50.2*	*45.2*	*42.4*	*40.9*
	66	70	0	15	*35.4*	*55.0*	*57.9*	*56.2*	*54.6*	*55.3*	*54.5*	*52.7*	*50.9*	*49.8*	*45.4*	*40.1*	*35.8*	*32.5*	*30.3*
TC+MC	51	55	1	0	53.1	88.1	93.7	91.4	88.3	85.2	83.7	79.0	75.9	69.7	62.7	54.2	48.0	41.1	35.6
	56	60	0	15	*46.7*	*77.4*	*82.4*	*80.0*	*77.0*	*74.8*	*73.5*	*69.4*	*66.7*	*61.9*	*55.7*	*48.1*	*42.6*	*36.5*	*31.6*
	61	65	0	15	*40.4*	*66.6*	*71.1*	*68.6*	*65.7*	*64.4*	*63.3*	*59.9*	*57.5*	*54.1*	*48.7*	*42.1*	*37.3*	*31.9*	*27.6*
	66	70	0	15	*34.0*	*55.9*	*59.8*	*57.1*	*54.3*	*54.0*	*53.0*	*50.3*	*48.3*	*46.3*	*41.6*	*36.0*	*31.9*	*27.2*	*23.6*
A+MC+TC	71	75	3	0	27.6	45.1	48.5	45.7	43.0	43.6	42.8	40.7	39.1	38.5	34.6	29.9	26.5	22.6	19.6
	76	80	8	0	29.3	48.1	51.0	42.9	41.2	39.1	38.5	40.2	38.4	35.6	32.5	29.2	25.5	21.8	18.9
	81	85	1	0	26.5	42.9	45.6	34.5	33.4	32.2	31.6	31.4	30.1	27.7	24.9	33.2	29.4	25.1	21.8
	86	90	3	0	26.2	43.0	46.2	45.7	42.8	41.9	37.8	35.6	35.1	31.8	28.5	25.6	22.7	19.4	16.8
	91	95	3	0	27.7	46.4	48.1	48.9	48.6	47.0	43.7	40.5	34.5	29.6	27.9	23.7	19.2	15.5	13.3

n1 – number of surveys averaged within period, may vary between age groups
n2 – number of age groups based on inter-period interpolation only, these estimates are shown in italics
A – all products, TC – total cigarettes, MC – manufactured cigarettes

Table S1.8 (continued - prevalence)

Country Sex Product	Years		n1	n2	Age group														
					15-19	20-24	25-29	30-34	35-39	40-44	45-49	50-54	55-59	60-64	65-69	70-74	75-79	80-84	85+
Austria, Female																			
A	51	55	1	0	28.9	45.5	40.5	37.8	33.7	28.6	25.1	20.5	17.5	13.8	11.1	8.4	6.2	5.4	5.4
	56	60	0	15	*24.9*	*39.1*	*35.4*	*32.5*	*28.8*	*24.6*	*21.6*	*17.8*	*15.2*	*11.9*	*9.5*	*7.2*	*5.3*	*4.6*	*4.6*
	61	65	0	15	*21.0*	*32.6*	*30.2*	*27.1*	*23.8*	*20.6*	*18.1*	*15.0*	*12.8*	*9.9*	*8.0*	*6.0*	*4.4*	*3.9*	*3.9*
	66	70	0	15	*17.0*	*26.2*	*25.1*	*21.8*	*18.9*	*16.6*	*14.5*	*12.3*	*10.5*	*8.0*	*6.4*	*4.9*	*3.6*	*3.1*	*3.1*
TC+MC	51	55	1	0	28.8	45.3	40.3	37.6	33.6	28.5	25.0	20.4	17.5	13.7	11.0	8.3	6.2	5.4	5.4
	56	60	0	15	*24.9*	*38.9*	*35.2*	*32.3*	*28.7*	*24.5*	*21.5*	*17.7*	*15.2*	*11.8*	*9.5*	*7.2*	*5.3*	*4.6*	*4.6*
	61	65	0	15	*20.9*	*32.6*	*30.2*	*27.0*	*23.8*	*20.6*	*18.0*	*15.0*	*12.9*	*9.9*	*7.9*	*6.0*	*4.5*	*3.9*	*3.9*
	66	70	0	15	*17.0*	*26.2*	*25.1*	*21.7*	*18.9*	*16.6*	*14.5*	*12.3*	*10.5*	*7.9*	*6.4*	*4.9*	*3.6*	*3.1*	*3.1*
A+TC+MC	71	75	3	0	13.0	19.8	20.0	16.4	14.0	12.6	11.0	9.6	8.2	6.0	4.8	3.7	2.7	2.3	2.3
	76	80	8	0	18.9	30.7	27.5	24.1	20.4	17.1	14.7	13.5	11.6	8.2	6.4	5.0	3.6	3.1	3.1
	81	85	1	0	21.8	35.7	31.8	28.6	25.6	21.7	19.0	19.3	16.5	12.9	10.4	4.9	3.6	3.2	3.2
	86	90	3	0	20.3	35.2	33.1	30.6	27.2	24.3	18.5	14.9	12.7	10.1	8.6	6.3	4.1	3.6	3.6
	91	95	3	0	24.4	38.3	37.2	37.6	37.4	31.7	25.8	21.1	12.6	9.1	11.0	8.3	6.0	5.2	5.2
Belgium, Male																			
A	51	55	1	0	53.7	73.2	77.3	79.0	78.8	83.1	79.0	83.9	82.6	81.4	80.5	77.6	75.9	73.9	73.9
	56	60	1	0	34.1	49.3	50.0	50.9	51.9	52.4	51.9	51.4	50.0	48.5	45.2	40.8	37.0	36.0	36.0
	61	65	2	0	37.5	73.0	74.2	75.7	77.1	77.8	78.2	77.4	75.2	73.1	74.1	67.0	60.7	59.1	59.1
	66	70	0	15	*39.9*	*60.7*	*60.3*	*61.5*	*62.7*	*63.2*	*63.2*	*62.6*	*60.8*	*59.1*	*58.0*	*52.5*	*47.5*	*46.3*	*46.3*
	71	75	2-5	0	42.4	48.3	46.4	47.3	48.2	48.7	48.2	47.8	46.4	45.1	42.0	38.0	34.3	33.4	33.4
	76	80	6-8	0	39.5	58.4	56.3	57.4	58.5	59.1	59.2	58.7	57.0	55.4	51.7	46.7	42.3	41.2	41.2
	81	85	8	0	33.4	49.6	50.4	51.4	52.6	53.1	50.9	50.4	49.6	48.2	45.3	41.0	37.1	36.2	36.2
	86	90	6	0	28.2	41.6	45.4	46.0	46.0	46.1	45.0	44.3	43.0	41.5	38.4	34.5	31.1	29.9	29.4
	91	95	7	0	26.5	38.2	40.4	39.4	38.5	37.2	35.9	33.9	32.6	30.0	23.5	20.3	18.0	15.4	13.3
TC	61	65	1	0	37.5	71.1	77.7	75.7	73.2	70.6	69.3	65.5	62.9	57.8	52.0	44.9	39.8	34.0	29.5
	66	70	0	15	*39.0*	*69.2*	*74.6*	*72.8*	*70.3*	*67.8*	*66.6*	*63.0*	*60.5*	*55.5*	*50.0*	*43.2*	*38.2*	*32.7*	*28.4*
	71	75	1	0	40.6	67.3	71.6	69.8	67.5	65.1	63.9	60.4	58.0	53.3	47.9	41.4	36.7	31.4	27.2
	76	80	1	0	34.6	57.5	56.2	54.8	53.0	51.1	42.9	40.5	38.9	35.7	31.5	27.2	24.1	20.6	17.9
	81	85	3	0	27.9	46.2	49.2	47.9	49.1	47.4	45.3	42.8	43.8	40.2	36.2	31.2	27.7	23.6	20.5
MC	71	75	2	0	34.2	56.8	60.4	58.9	56.9	54.9	53.9	51.0	48.9	44.9	40.5	35.0	31.0	26.5	23.0
	76	80	4-5	0	32.6	48.8	48.5	47.3	45.6	44.0	43.0	40.6	36.2	33.2	28.8	24.9	22.0	18.8	16.4
	81	85	2	0	24.8	41.1	43.8	42.7	41.2	39.8	39.1	36.8	35.5	32.5	29.2	25.3	22.5	19.2	16.6
	86	90	1	0	21.9	36.4	38.7	37.8	36.5	35.2	34.6	32.6	31.4	28.8	25.9	22.4	19.8	17.0	14.7
Belgium, Female																			
A	51	55	1	0	14.5	25.9	30.6	31.6	28.7	27.5	20.8	17.6	15.0	11.9	7.6	6.2	3.8	2.6	2.6
	56	60	0	15	*14.3*	*25.8*	*26.5*	*27.1*	*25.2*	*24.5*	*20.8*	*18.7*	*16.2*	*13.9*	*11.4*	*9.9*	*7.1*	*6.3*	*4.5*
	61	65	2	0	14.2	25.8	22.4	22.7	21.7	21.5	20.8	19.8	17.3	15.8	15.2	13.6	10.4	10.0	6.4
	66	70	0	15	*27.2*	*27.4*	*26.6*	*26.0*	*24.2*	*22.6*	*20.6*	*18.7*	*16.3*	*14.2*	*12.6*	*10.9*	*8.3*	*7.9*	*5.5*
	71	75	1	13	40.3	29.0	*30.9*	*29.4*	*26.7*	*23.7*	*20.4*	*17.6*	*15.2*	*12.6*	*10.0*	*8.2*	*6.2*	*5.7*	*4.5*
	76	80	5	0	26.0	40.9	35.1	32.7	29.2	24.8	20.2	16.5	14.1	11.0	7.3	5.5	4.1	3.6	3.6
	81	85	8	0	28.9	44.9	40.8	38.1	33.9	28.8	24.9	20.3	17.9	14.0	11.4	8.6	6.4	5.6	5.6
	86	90	6	0	26.9	42.5	40.1	37.4	33.0	28.0	24.2	19.8	17.5	13.7	10.8	8.2	6.1	5.3	5.3
	91	95	7	0	24.1	37.2	34.7	32.4	28.1	23.8	24.3	19.8	17.0	13.3	9.1	6.9	5.1	4.5	4.5
TC	61	65	1	0	14.2	18.8	18.4	18.6	17.8	17.7	16.6	15.8	13.9	12.6	10.2	9.1	7.0	6.7	4.3
	66	70	0	15	*11.8*	*16.8*	*15.8*	*15.5*	*14.4*	*13.5*	*12.4*	*11.2*	*9.8*	*8.6*	*6.9*	*5.9*	*4.5*	*4.2*	*3.1*
	71	75	1	0	9.4	14.8	13.1	12.3	11.0	9.3	8.2	6.7	5.7	4.5	3.6	2.7	2.0	1.8	1.8
	76	80	1	0	23.6	37.1	33.1	30.9	27.6	23.4	20.5	16.8	14.3	11.2	9.0	6.8	5.1	4.4	4.4
	81	85	3	0	26.7	42.0	37.4	34.9	30.8	26.1	22.2	18.1	16.9	13.3	10.7	8.1	6.0	5.2	5.2
MC	71	75	2	0	28.4	44.7	39.8	37.1	33.1	28.1	24.7	20.1	17.2	13.6	10.9	8.2	6.1	5.3	5.3
	76	80	4-5	0	28.2	41.7	35.9	33.5	27.5	23.3	22.0	18.0	14.4	11.3	8.4	6.4	4.8	4.1	4.1
	81	85	2	0	24.3	38.2	34.0	31.7	28.4	24.0	21.1	17.2	14.8	11.6	9.3	7.1	5.2	4.5	4.5
	86	90	1	0	23.8	37.3	33.2	31.0	27.7	23.5	20.6	16.8	14.4	11.3	9.1	6.9	5.1	4.4	4.4

n1 – number of surveys averaged within period, may vary between age groups
n2 – number of age groups based on inter-period interpolation only, these estimates are shown in italics
A – all products, TC – total cigarettes, MC – manufactured cigarettes

Table S1.8 (continued - prevalence)

Country Sex Product	Years		n1	n2	Age group														
					15-19	20-24	25-29	30-34	35-39	40-44	45-49	50-54	55-59	60-64	65-69	70-74	75-79	80-84	85+
Bulgaria, Male																			
A+TC+MC	86	90	1	0	38.7	64.1	68.2	66.5	64.2	62.0	60.9	57.5	55.2	50.7	45.6	39.4	34.9	29.9	25.9
Bulgaria, Female																			
A+TC+MC	86	90	1	0		38.7	34.4	32.1											
Canada, Male																			
A	66	70	2	0	50.4														
	71	75	7	0	44.2														
	76	80	3-6	0	32.4	50.7	54.1	52.8	50.9	49.2	54.5	51.5	49.5	45.4	45.9	39.7	35.1	30.0	26.0
TC	56	60	1-3	0	53.0	81.5	82.6	80.2	78.8	80.0	81.7	82.7	75.3	70.3	67.9	63.0	58.7	43.4	43.4
	61	65	3-4	0	39.9	62.4	62.0	63.2	64.3	65.0	60.8	60.2	58.6	56.9	37.0	33.5	30.3	29.5	29.5
	66	70	6	0	35.7	57.2	58.6	58.9	59.0	58.7	56.7	55.3	53.6	51.1	36.8	32.8	29.5	27.5	26.4
	71	75	7	0	33.9	52.8	54.5	53.2	51.4	49.6	53.1	50.1	48.2	44.2	36.3	31.3	27.7	23.7	20.6
	76	80	6	0	31.7	48.1	49.4	48.2	46.6	44.9	47.3	44.7	42.9	39.4	34.7	29.9	26.5	22.7	19.7
A+TC	81	85	14-20	0	28.5	40.7	44.9	43.7	42.2	40.7	42.9	40.5	39.1	35.9	29.1	25.0	22.2	18.7	16.2
	86	90	16-18	0	21.7	35.8	38.1	37.4	36.7	35.4	35.7	33.6	31.5	28.7	23.4	20.3	17.2	14.6	12.7
	91	95	19-23	0	19.6	31.6	33.3	34.2	33.2	32.1	30.8	28.5	25.7	22.4	20.6	17.5	14.4	11.6	10.0
Canada, Female																			
A	66	70	2	0	40.2														
	71	75	7	0	35.3														
	76	80	3-6	0	35.0	46.4	41.6	41.9	40.2	39.9	38.5	36.7	32.1	29.3	18.6	16.7	12.8	12.2	7.8
TC	56	60	2	0	31.3														
	61	65	3-4	0	23.4	42.6	42.2	42.5	40.8	40.4	34.0	32.4	28.4	25.9	11.3	10.1	7.8	7.4	4.7
	66	70	6	0	23.2	42.5	41.6	42.0	40.2	39.9	35.5	33.9	29.6	27.0	12.3	11.0	8.4	8.1	5.1
	71	75	7	0	29.0	41.1	39.6	39.9	38.3	37.9	36.0	34.3	30.0	27.4	13.9	12.5	9.6	9.1	5.8
	76	80	6	0	32.2	44.3	39.6	39.9	38.3	38.0	36.8	35.1	30.7	28.0	17.1	15.3	11.7	11.2	7.1
A+TC	81	85	14-22	0	29.0	41.6	37.8	36.8	35.3	35.0	34.1	32.6	28.5	26.0	17.3	15.5	11.9	10.9	6.9
	86	90	16-17	0	22.1	35.2	34.5	34.8	32.9	32.7	31.0	29.6	25.3	23.1	17.0	15.1	11.7	11.0	7.0
	91	95	19-23	0	20.9	30.1	30.3	30.6	29.0	28.7	26.2	25.0	21.8	19.9	15.8	14.1	10.8	10.4	6.6
Czechoslovakia (combined), Male																			
A+TC+MC	61	65	2									48.8	47.5	46.2					
	66	70	4-5	0	35.0	50.5	51.2	52.2	53.2	53.7	53.0	50.5	48.3	49.8	46.2	41.8	38.6	37.6	37.6
	71	75	10-11	0	37.1	62.2	65.1	63.4	60.8	59.4	57.9	54.7	52.3	47.4	45.1	39.0	34.3	29.3	25.5
	76	80	1	0	13.9	23.0	24.5	23.9	23.1	22.3	19.8	18.7	18.0	16.5	14.8	8.2	7.3	6.2	5.4
	81	85	6-8	0	33.9	56.2	59.5	58.1	59.0	56.8	50.0	47.2	41.3	37.9	34.1	29.5	26.1	22.3	19.4
	86	90	3	0	30.5	50.7	53.9	53.5	51.9	50.1	48.2	45.3	38.1	34.3	31.0	26.7	23.2	19.4	16.8
	91	95	10-13	0	28.6	47.7	48.9	48.7	48.2	46.6	44.3	41.1	36.1	31.4	28.7	24.5	20.6	16.7	14.4
Czechoslovakia (combined), Female																			
A+TC+MC	66	70	2	0	7.4	11.6	10.3	9.7	8.6	7.3	6.4	5.2	4.5	3.5	3.3	2.5	1.9	1.6	1.6
	71	75	5-6	0	16.3	25.6	23.9	22.4	18.4	16.7	14.8	12.1	8.9	6.3	4.1	3.1	2.3	2.0	2.0
	76	80	3	0	27.4	43.2	38.4	35.8	32.0	27.1	23.8	19.4	15.6	12.2	9.8	5.3	4.0	3.5	3.5
	81	85	5-6	0	14.1	31.4	35.2	36.9	34.8	31.0	19.7	16.5	11.0	8.6	6.6	4.4	3.0	2.0	2.0
	86	90	3	0	18.6	34.9	37.9	39.1	39.4	37.7	30.0	26.6	21.6	18.3	14.4	11.4	8.3	7.2	5.3
	91	95	12-13	0	19.5	30.8	31.2	32.0	31.2	30.4	26.8	24.8	19.9	17.5	14.0	11.9	8.9	8.2	5.5

n1 – number of surveys averaged within period, may vary between age groups
n2 – number of age groups based on inter-period interpolation only, these estimates are shown in italics
A – all products, TC – total cigarettes, MC – manufactured cigarettes

Table S1.8 (continued - prevalence)

Country Sex Product	Years		n1	n2	Age group														
					15-19	20-24	25-29	30-34	35-39	40-44	45-49	50-54	55-59	60-64	65-69	70-74	75-79	80-84	85+
Denmark, Male																			
A	51	55	2	0	58.1	81.0	82.0	83.3	84.9	84.1	83.3	81.7	79.4	75.4	70.2	64.5	58.5	57.0	57.0
	56	60	1	0	28.9	75.5	76.5	81.2	82.7	85.4	84.6	78.0	75.8	78.2	72.8	65.9	59.7	58.1	58.1
	61	65	3-4	0	48.7	72.7	73.7	75.2	76.5	77.3	76.5	76.4	73.7	71.6	66.6	60.3	54.6	53.1	53.1
	66	70	5-6	0	43.9	69.9	71.5	73.1	74.5	75.9	75.2	74.0	71.9	69.8	66.0	62.5	54.0	52.6	52.6
	71	75	11-12	0	42.8	64.6	65.0	66.4	67.6	71.6	71.0	69.5	67.5	65.8	62.6	56.6	51.3	50.0	50.0
	76	80	12-13	0	32.2	55.0	57.9	61.0	62.5	65.5	65.4	65.7	63.7	62.0	58.6	55.0	49.9	49.9	49.5
	81	85	10	0	28.7	45.4	49.7	56.5	57.0	57.4	57.5	62.2	60.2	58.5	54.1	45.5	41.2	40.2	40.2
	86	90	9-10	0	24.1	40.2	47.1	51.2	51.9	51.5	51.6	56.5	55.3	53.2	51.5	45.7	40.9	39.6	39.1
	91	95	8	0	24.1	42.0	47.1	49.3	47.6	49.4	52.2	49.8	47.9	45.0	44.9	40.3	35.7	30.5	26.5
TC	51	55	2	0	21.6	29.4	31.2	28.9	27.9	25.3	24.9	19.0	18.3	12.8	11.5	8.7	7.8	6.6	5.8
	56	60	3	0	30.6	50.7	53.9	52.6	50.8	49.1	48.1	45.5	43.7	40.1	36.1	31.2	27.6	23.6	20.5
	61	65	7-8	0	27.7	46.7	49.7	48.5	46.8	45.2	44.3	42.1	40.3	37.0	33.3	28.8	25.5	21.8	18.9
	66	70	8-9	0	28.3	47.2	49.9	48.4	46.8	45.4	44.6	41.0	39.4	36.2	31.2	26.2	23.9	20.4	17.7
	71	75	10-11	0	33.5	54.1	52.7	50.7	49.0	50.2	49.2	42.0	40.4	36.9	26.4	22.7	20.1	17.2	14.9
	76	80	7	0	29.6	48.8	51.6	47.7	46.1	47.2	46.4	43.9	42.2	38.8	29.1	25.2	22.3	19.0	16.5
	81	85	6	0	27.1	44.3	49.6	48.8	45.8	43.9	44.5	46.6	43.9	40.3	29.1	25.2	22.3	19.1	16.5
	86	90	6	0	22.9	40.6	47.1	47.9	46.3	41.3	40.6	43.6	41.9	38.0	31.5	26.0	23.0	19.7	17.1
	91	95	6-7	0	21.5	37.6	40.7	42.0	40.5	39.8	40.2	36.7	35.2	32.6	28.9	25.7	22.8	19.5	16.9
MC	76	80	3	0	25.0	41.7	44.3	43.2	41.8	40.3	39.5	37.4	35.9	33.0	29.7	25.6	22.7	19.4	16.8
Denmark, Female																			
A	51	55	2	0	41.5	64.2	57.2	54.1	48.3	40.8	35.8	31.6	27.0	20.8	16.7	12.0	8.9	7.8	7.8
	56	60	1	0	15.8	54.6	55.4	57.2	54.9	51.6	48.5	40.4	35.3	29.5	23.8	21.3	16.3	15.6	9.9
	61	65	3-4	0	33.9	51.6	52.4	52.8	50.7	50.2	47.2	48.6	39.4	35.9	29.0	26.0	19.9	19.0	12.1
	66	70	5-6	0	32.8	55.6	56.5	57.9	55.5	55.2	51.9	49.6	43.4	39.6	32.5	31.9	22.3	21.4	13.6
	71	75	11-12	0	36.9	56.2	53.4	55.3	53.0	57.3	53.9	50.6	44.3	41.4	34.2	30.7	23.5	22.5	14.3
	76	80	12-13	0	34.3	54.7	53.5	51.5	49.4	53.5	51.1	51.9	45.6	41.5	35.3	35.8	27.8	26.3	16.8
	81	85	10	0	30.2	50.2	52.4	50.9	48.2	48.6	46.6	51.7	45.2	41.3	34.4	38.0	29.1	27.9	17.7
	86	90	9-10	0	27.0	41.6	47.6	48.2	46.2	44.0	41.2	49.1	43.2	41.2	37.1	33.4	25.1	23.6	15.0
	91	95	8	0	25.8	41.8	45.3	47.8	45.8	44.5	42.9	45.9	40.2	36.3	33.7	31.0	23.8	22.7	14.5
TC	51	55	2	0	37.2	57.5	51.1	47.2	42.2	32.3	28.3	21.2	18.1	11.7	9.4	6.3	4.7	4.1	4.1
	56	60	3	0	35.9	56.0	51.5	49.1	44.8	39.9	35.9	31.0	26.8	22.3	18.0	14.7	11.1	10.1	8.2
	61	65	7-8	0	26.4	41.6	42.3	42.6	40.9	40.5	38.1	36.9	31.8	29.0	23.4	20.9	16.1	15.4	9.8
	66	70	8-9	0	26.2	44.0	44.6	45.1	43.2	42.4	39.8	37.1	32.4	29.6	22.8	19.4	15.6	14.9	9.5
	71	75	10-11	0	32.4	51.5	48.0	48.5	46.5	48.0	45.1	38.7	33.8	31.2	19.6	17.6	13.5	12.9	8.2
	76	80	7	0	31.9	52.4	49.7	44.9	43.0	48.4	45.4	41.5	36.3	33.1	20.8	18.6	14.3	13.7	8.7
	81	85	6-7	0	29.6	50.2	53.6	50.7	47.5	46.0	43.8	45.4	39.2	35.8	23.5	21.0	16.1	15.4	9.8
	86	90	6	0	26.4	42.7	49.2	49.5	47.4	43.7	41.0	48.6	42.5	39.1	29.4	24.9	19.1	18.2	11.6
	91	95	6-7	0	24.4	40.3	42.8	45.4	43.5	41.8	39.1	40.8	35.7	32.0	27.1	25.1	19.2	18.4	11.7
MC	76	80	4	0	21.2	38.6	39.2	39.4	37.8	37.5	35.2	33.6	29.4	26.9	21.7	19.4	14.9	14.2	9.1

n1 – number of surveys averaged within period, may vary between age groups
n2 – number of age groups based on inter-period interpolation only, these estimates are shown in italics
A – all products, TC – total cigarettes, MC – manufactured cigarettes

Table S1.8 (continued - prevalence)

Country Sex Product	Years		n1	n2	Age group														
					15-19	20-24	25-29	30-34	35-39	40-44	45-49	50-54	55-59	60-64	65-69	70-74	75-79	80-84	85+
Finland, Male																			
A	56	60	1	0	41.3	59.7	60.5	61.7	62.8	63.4	62.8	62.2	60.5	58.8	54.7	49.4	44.8	43.6	43.6
	61	65	5-7	0	42.0	59.7	60.3	61.5	62.6	63.2	62.6	61.8	59.6	57.5	53.0	48.0	43.4	42.3	42.3
	66	70	6	0	36.2	52.7	53.8	53.8	54.3	52.9	52.4	51.5	50.0	48.1	44.6	40.1	36.2	34.8	34.2
	71	75	10	0	30.2	49.5	52.4	51.1	49.2	48.6	46.9	45.1	43.3	39.8	36.1	31.2	27.6	23.6	20.5
	76	80	20-22	0	27.7	44.3	46.2	45.0	41.8	40.5	39.7	38.0	36.4	33.5	29.2	25.2	22.3	19.1	16.6
	81	85	22	0	24.6	41.1	45.0	44.1	40.2	38.3	35.8	33.2	33.1	29.9	27.1	23.4	20.8	17.7	15.4
	86	90	17	0	24.9	41.3	41.8	41.1	41.0	39.6	33.6	31.7	30.0	27.3	25.3	21.8	19.2	16.3	14.1
	91	95	13	0	23.2	38.9	38.3	39.3	39.4	38.1	34.6	32.2	27.2	23.7	22.5	19.1	16.1	13.0	11.2
TC+MC	56	60	2	0						63.9	63.3	62.8	61.0						
	61	65	1-5	0	40.3	58.1	58.8	60.0	61.1	61.7	61.1	58.7	54.4	51.1	44.4	40.1	36.4	35.4	35.4
	66	70	1	0	37.4	54.8	55.6	51.8	52.8	56.3	55.8	51.0	49.6	46.9	43.6	37.1	33.6	32.7	32.7
	71	75	3-5	0	36.9	52.8	49.8	46.5	42.7	47.9	44.9	42.9	39.6	35.0	32.0	25.0	22.1	18.9	16.4
	76	80	4-6	0	26.1	40.5	41.6	37.2	32.4	29.5	27.7	26.8	26.4	23.6	19.0	17.9	10.6	12.4	11.0
	81	85	9-12	0	22.5	34.1	38.0	37.3	32.6	30.8	28.8	26.3	25.9	23.7	19.9	17.2	15.3	13.0	11.3
	86	90	1-3	0	30.1	36.4	38.8	37.9	34.1	32.9	26.5	25.0	22.4	20.6	17.5	15.1	13.4	11.4	9.9
	91	95	3	0	32.7														
Finland, Female																			
A	56	60	1	0	14.8	23.3	20.7	19.3	17.3	14.6	12.8	10.5	9.0	7.0	5.7	4.3	3.2	2.8	2.8
	61	65	4	0	14.7	23.1	20.5	19.1	17.1	14.5	12.7	10.4	8.9	7.0	5.6	4.2	3.1	2.8	2.8
	66	70	6	0	15.9	27.1	24.1	21.9	19.5	16.9	14.8	12.1	10.4	8.1	6.5	4.9	3.7	3.2	3.2
	71	75	10	0	19.9	30.7	26.6	24.8	21.8	18.8	16.4	13.5	11.5	9.0	7.0	5.3	3.9	3.4	3.4
	76	80	20-22	0	21.4	32.2	27.3	25.5	21.4	17.8	15.5	12.8	10.6	8.3	6.5	4.9	3.6	3.1	3.1
	81	85	22	0	19.9	31.2	29.3	27.2	22.1	18.6	14.4	12.4	9.9	8.2	7.3	5.5	4.1	3.5	3.5
	86	90	17	0	20.7	32.6	29.1	27.2	24.0	20.3	17.4	14.2	11.9	9.3	7.3	5.5	4.1	3.6	3.6
	91	95	13	0	22.5	35.4	27.7	25.9	27.6	23.4	20.2	16.5	10.6	8.3	7.6	5.8	4.3	3.7	3.7
TC+MC	66	70	1	0	18.5	26.7	23.8	16.4	14.7	16.5	14.5	10.1	8.7	4.2	3.3	2.7	2.0	1.8	1.8
	71	75	3-5	0	30.9	34.0	30.3	23.2	23.0	17.8	17.2	13.9	11.1	8.5	6.6	4.7	3.5	3.0	3.0
	76	80	4-6	0	21.6	29.1	25.6	23.0	16.7	15.8	13.1	11.4	8.5	5.8	5.2	3.7	2.7	1.8	2.0
	81	85	9-12	0	17.4	24.4	24.5	22.7	18.5	15.9	11.3	9.7	7.8	6.7	6.2	4.7	3.5	3.0	3.0
	86	90	1-3	0	24.8	29.9	26.7	24.9	20.0	17.0	13.1	10.7	8.2	6.4	6.9	5.2	3.9	3.4	3.4
	91	95	3	0	25.2														
France, Male																			
A	51	55	1	0	54.8	79.2	80.2	81.7	83.3	84.1	83.3	82.5	80.2	77.9	72.5	65.5	59.4	57.8	57.8
	56	60	3	0	48.1	69.5	70.4	71.8	73.1	73.8	73.1	71.2	69.2	68.7	63.9	57.8	52.4	51.0	51.0
	61	65	3	0	44.8	64.3	65.0	66.3	67.6	68.2	67.6	66.9	65.0	63.2	58.8	53.2	48.2	46.9	46.9
	66	70	3	0	47.1	68.1	69.1	69.8	71.1	71.8	71.1	69.6	67.6	66.6	62.0	56.1	50.8	49.5	49.5
	71	75	2-4	0	50.2	67.2	63.8	65.1	66.2	66.8	66.2	65.6	63.8	62.0	57.7	52.2	47.2	46.0	46.0
	76	80	14-20	0	42.8	57.2	54.3	55.3	56.1	56.6	55.1	53.9	51.3	49.8	47.2	42.6	38.8	37.8	37.8
	81	85	8-13	0	43.6	52.7	52.6	53.6	53.4	53.9	50.5	49.0	47.7	46.3	42.0	38.0	34.4	33.5	33.5
	86	90	8-11	0	37.2	48.1	47.7	48.4	46.3	46.5	45.6	44.9	43.1	41.6	37.8	34.0	30.7	29.6	29.2
	91	95	9-14	0	41.2	51.6	49.6	48.4	45.4	43.8	41.7	39.4	36.6	32.2	32.3	27.9	23.9	20.4	17.7
TC	51	55	1	0	45.0	70.6	75.1	73.3	75.5	72.8	71.5	76.2	73.2	67.3	75.1	64.9	57.5	49.1	42.7
	56	60	1	0	52.2	86.6	92.0	89.8	86.7	83.7	82.2	80.4	77.3	81.6	73.5	63.5	56.2	48.1	41.7
	61	65	2	0	42.1	67.6	71.3	69.6	67.2	64.8	63.7	60.1	57.8	53.1	47.7	41.2	36.5	31.2	27.1
	66	70	0	15	*41.7*	*63.6*	*67.1*	*65.4*	*63.5*	*61.3*	*59.9*	*56.5*	*54.0*	*49.6*	*44.7*	*38.6*	*34.3*	*29.8*	*25.8*
	71	75	0	15	*41.4*	*59.6*	*62.9*	*61.3*	*59.8*	*57.7*	*56.1*	*53.0*	*50.2*	*46.1*	*41.7*	*36.0*	*32.2*	*28.3*	*24.6*
	76	80	8-10	0	41.1	55.7	58.6	57.2	56.2	54.2	52.3	49.4	46.5	42.7	38.7	33.4	30.0	26.9	23.3
	81	85	3-5	0	27.9	46.0	48.9	47.8	45.3	43.7	38.6	36.4	36.7	33.7	29.8	25.8	22.8	19.5	16.9
	86	90	2-4	0	31.2	49.5	50.2	48.9	46.6	45.0	41.0	38.7	35.0	32.2	28.3	24.5	22.7	19.4	16.8
	91	95	4-6	0	38.1	46.6	47.4	46.3	44.2	42.7	41.1	38.8	35.8	32.9	29.0	25.0	22.0	18.8	16.3

/continued

n1 – number of surveys averaged within period, may vary between age groups
n2 – number of age groups based on inter-period interpolation only, these estimates are shown in italics
A – all products, TC – total cigarettes, MC – manufactured cigarettes

Table S1.8 (continued - prevalence)

Country Sex Product	Years		n1	n2	Age group														
					15-19	20-24	25-29	30-34	35-39	40-44	45-49	50-54	55-59	60-64	65-69	70-74	75-79	80-84	85+
France, Males (continued)																			
MC	56	60	2	0	34.7	57.5	61.2	59.6	57.7	55.7	54.6	51.5	49.6	45.6	40.9	35.4	31.4	26.8	23.2
	61	65	0	15	*35.8*	*59.4*	*63.2*	*61.6*	*59.5*	*57.5*	*56.4*	*53.2*	*51.2*	*47.0*	*42.3*	*36.6*	*32.4*	*27.7*	*24.0*
	66	70	2	0	37.0	61.3	65.2	63.6	61.4	59.2	58.2	55.0	52.8	48.5	43.7	37.7	33.4	28.5	24.8
	71	75	0	15	*35.2*	*56.2*	*59.8*	*58.3*	*56.3*	*54.3*	*53.3*	*50.4*	*48.4*	*44.5*	*40.0*	*34.6*	*30.6*	*26.2*	*22.7*
	76	80	6	0	33.3	51.1	54.4	53.0	51.2	49.4	48.5	45.8	44.0	40.4	36.4	31.4	27.9	23.8	20.7
	81	85	0	15	*29.0*	*43.1*	*47.7*	*46.5*	*44.0*	*42.4*	*42.4*	*40.0*	*38.4*	*35.3*	*31.8*	*27.5*	*24.3*	*20.8*	*18.1*
	86	90	0	15	*24.6*	*35.1*	*41.0*	*40.0*	*36.7*	*35.4*	*36.2*	*34.2*	*32.9*	*30.2*	*27.2*	*23.5*	*20.8*	*17.8*	*15.4*
	91	95	5	0	20.2	27.0	34.4	33.5	29.5	28.4	30.1	28.4	27.3	25.1	22.6	19.5	17.3	14.7	12.8
France, Female																			
A	51	55	1	0	39.1	61.4	54.6	51.0	45.5	38.6	33.9	27.7	23.7	18.6	14.9	11.3	8.4	7.3	7.3
	56	60	1	0	31.8	50.0	44.4	41.5	37.0	31.4	27.6	22.5	19.3	15.1	12.1	9.2	6.8	5.9	5.9
	61	65	2	0	25.8	43.0	38.8	36.2	32.3	27.3	24.0	19.6	16.8	13.2	10.5	8.0	6.0	5.2	5.2
	66	70	2	0	51.2	55.9	49.8	51.8	46.2	39.2	34.3	28.1	24.0	17.0	13.6	10.3	7.7	6.7	6.7
	71	75	2-5	0	47.1	57.0	48.2	45.5	40.5	34.4	30.2	24.7	21.1	16.5	13.3	10.1	7.4	6.4	6.4
	76	80	12-18	0	37.8	47.3	38.3	35.8	31.0	26.3	23.2	19.1	16.3	12.8	10.0	7.5	5.5	4.8	4.8
	81	85	8-13	0	41.8	48.7	41.0	38.3	34.8	29.5	24.8	20.0	17.1	13.5	10.0	7.6	5.6	4.9	4.9
	86	90	8-11	0	32.8	45.3	39.1	36.5	30.6	25.9	22.9	18.7	15.1	11.8	9.8	7.4	5.5	4.8	4.8
	91	95	9-14	0	41.7	50.0	44.4	41.5	35.1	29.8	23.8	19.4	16.4	12.8	9.8	7.4	3.6	3.1	3.1
TC	51	55	1	0	15.0	26.4	23.5	21.9	23.6	20.0	17.5	12.9	11.0	8.7	2.6	2.0	1.5	1.3	1.3
	56	60	0	15	*14.0*	*24.6*	*22.1*	*20.6*	*20.5*	*17.8*	*15.6*	*13.8*	*11.8*	*8.1*	*4.3*	*3.3*	*2.5*	*2.2*	*2.2*
	61	65	2	0	13.0	22.7	20.8	19.4	17.4	15.5	13.6	14.7	12.6	7.6	6.1	4.6	3.4	3.0	3.0
	66	70	0	15	*20.7*	*30.3*	*26.7*	*24.9*	*22.2*	*19.4*	*17.1*	*16.3*	*13.9*	*9.4*	*7.5*	*5.6*	*4.2*	*3.5*	*3.5*
	71	75	0	15	*28.5*	*37.9*	*32.7*	*30.5*	*27.1*	*23.3*	*20.6*	*18.0*	*15.2*	*11.2*	*8.9*	*6.7*	*4.9*	*4.0*	*4.0*
	76	80	8-10	0	36.3	45.4	38.6	36.0	32.0	27.2	24.0	19.6	16.6	13.0	10.2	7.7	5.6	4.5	4.5
	81	85	3-5	0	30.1	42.5	37.8	35.3	31.0	26.2	20.8	16.9	14.0	11.0	7.4	5.6	4.1	3.6	3.6
	86	90	2-4	0	31.8	38.3	33.0	30.8	19.8	16.8	12.9	10.5	6.5	5.1	4.3	3.3	1.6	1.4	1.4
	91	95	4-6	0	37.1	43.6	38.5	35.9	30.8	26.1	22.5	18.4	15.1	11.9	9.4	7.1	3.4	2.9	2.9
MC	56	60	2	0	22.7	35.7	31.7	29.6	26.5	22.5	19.7	16.1	13.8	10.8	8.6	6.6	4.9	4.2	4.2
	61	65	0	15	*21.6*	*33.9*	*30.1*	*28.2*	*25.1*	*21.3*	*18.7*	*15.3*	*13.1*	*10.2*	*8.2*	*6.2*	*4.6*	*4.0*	*4.0*
	66	70	2	0	20.5	32.2	28.6	26.7	23.8	20.2	17.8	14.5	12.4	9.7	7.8	5.9	4.4	3.8	3.8
	71	75	0	15	*25.9*	*37.5*	*33.4*	*31.1*	*27.8*	*23.6*	*20.7*	*16.9*	*14.5*	*11.3*	*9.1*	*6.9*	*5.1*	*4.5*	*4.5*
	76	80	6	0	31.3	42.8	38.1	35.6	31.8	26.9	23.6	19.3	16.5	13.0	10.4	7.9	5.8	5.1	5.1
	81	85	0	15	*28.2*	*39.1*	*37.8*	*35.2*	*30.8*	*26.1*	*24.8*	*20.3*	*17.4*	*13.6*	*10.9*	*8.3*	*6.1*	*5.4*	*5.4*
	86	90	0	15	*25.2*	*35.3*	*37.4*	*34.9*	*29.9*	*25.3*	*26.0*	*21.3*	*18.2*	*14.3*	*11.5*	*8.7*	*6.4*	*5.6*	*5.6*
	91	95	5	0	22.2	31.5	37.0	34.6	28.9	24.5	27.2	22.2	19.0	14.9	12.0	9.1	6.7	5.9	5.9

n1 – number of surveys averaged within period, may vary between age groups
n2 – number of age groups based on inter-period interpolation only, these estimates are shown in italics
A – all products, TC – total cigarettes, MC – manufactured cigarettes

Table S1.8 (continued - prevalence)

Country Sex Product	Years		n1	n2	Age group														
					15-19	20-24	25-29	30-34	35-39	40-44	45-49	50-54	55-59	60-64	65-69	70-74	75-79	80-84	85+
W Germany, Male																			
A	46	50	1	0	63.7	92.0	93.3	95.1	96.9	97.8	96.9	96.0	93.3	90.6	84.3	76.2	69.1	67.3	67.3
	51	55	1	0	60.4	87.2	88.4	90.1	91.8	92.7	91.8	91.0	88.4	85.9	79.9	72.3	65.5	63.8	63.8
	56	60	3	0	54.2	79.8	80.9	82.4	84.0	84.8	84.0	83.2	80.9	78.6	73.1	66.1	59.9	55.9	55.9
	61	65	2-5	0	54.2	73.1	74.6	76.0	77.4	78.1	77.4	76.7	74.6	72.4	67.4	60.9	55.2	53.8	53.8
	66	70	3-5	0	54.1	64.7	65.6	66.9	68.1	68.7	68.1	67.5	65.6	63.7	59.3	53.6	48.6	47.3	47.3
	71	75	8-15	0	45.1	63.0	59.0	59.7	60.8	61.4	60.8	60.9	59.2	57.5	51.2	46.3	41.9	40.9	40.9
	76	80	14-19	0	38.1	56.4	54.8	54.1	55.1	54.7	54.2	54.5	52.9	50.8	46.8	42.4	38.4	37.4	37.4
	81	85	15-16	0	33.8	52.2	53.0	53.1	49.5	47.2	45.6	43.9	42.3	42.1	39.0	35.3	32.0	31.1	31.1
	86	90	5	0	25.8	43.6	46.4	48.1	47.2	41.3	39.3	35.0	33.3	31.7	26.6	23.2	20.5	19.5	19.1
TC	46	50	1	0	41.7	69.2	73.5	71.7	69.3	66.9	65.6	62.0	59.6	54.7	49.2	42.5	37.7	32.2	28.0
	51	55	1	0	44.7	74.1	78.8	76.9	74.3	71.7	70.4	66.5	63.9	58.6	52.8	45.6	40.4	34.5	30.0
	56	60	2	0	41.6	70.2	74.7	72.8	70.4	67.9	66.7	62.9	60.5	55.6	50.0	43.2	38.3	37.0	32.1
	61	65	3	0	39.6	65.0	68.8	67.0	64.8	62.5	61.4	57.9	55.7	51.1	46.0	39.8	35.3	30.7	26.7
	66	70	2	0	50.2	65.5	69.6	67.9	65.6	63.3	62.2	58.7	56.4	51.8	46.6	41.6	36.8	31.5	27.4
	71	75	7	0	33.9	55.1	58.6	54.6	52.7	50.7	49.7	48.0	46.1	41.2	37.3	34.0	30.1	26.9	23.3
	76	80	12	0	33.2	53.0	56.2	50.7	49.0	47.5	46.7	44.6	42.9	37.9	34.2	29.5	26.1	22.3	19.4
	81	85	8	0	26.0	49.4	52.6	47.9	42.3	39.2	37.8	33.9	32.1	30.3	27.3	23.5	20.9	17.8	15.5
	86	90	1	0	16.1	35.9	41.4	42.0	38.7	36.1	32.4	29.0	27.2	24.3	18.6	13.7	10.6	9.1	7.9
MC	56	60	1	0	33.5	55.6	59.1	57.6	55.7	53.7	52.8	49.8	47.9	44.0	39.6	34.2	30.3	25.9	22.5
	61	65	0	15	*34.6*	*57.4*	*60.9*	*59.4*	*57.5*	*55.4*	*54.4*	*51.4*	*49.4*	*45.3*	*40.8*	*35.3*	*31.2*	*26.7*	*23.2*
	66	70	1	0	35.6	59.1	62.8	61.3	59.2	57.1	56.1	53.0	50.9	46.7	42.1	36.4	32.2	27.5	23.9
	71	75	4	0	32.1	50.6	53.8	52.5	50.7	48.9	48.0	45.3	43.6	40.0	34.7	30.0	26.5	22.6	19.7
	76	80	4	0	26.1	43.2	46.0	44.8	43.3	41.8	41.0	38.8	37.2	34.2	30.8	26.6	23.6	20.2	17.5
	81	85	2	0	21.4	43.3	46.0	46.7	45.1	39.2	38.5	29.2	28.0	32.7	29.5	25.5	22.5	19.3	16.7
W Germany, Female																			
A	46	50	1	0	22.4	35.2	31.4	29.3	26.1	22.2	19.4	15.9	13.6	10.7	8.6	6.5	4.8	4.2	4.2
	51	55	1	0	22.9	36.0	32.0	29.9	26.7	22.6	19.9	16.2	13.9	10.9	8.8	6.6	4.9	4.3	4.3
	56	60	2	0	24.7	38.9	34.7	32.3	28.8	24.5	21.5	17.5	15.0	11.8	9.5	7.2	5.3	4.6	4.6
	61	65	2-5	0	34.5	35.2	31.9	29.8	26.6	22.5	19.8	16.1	13.8	10.9	8.7	6.6	4.9	4.2	4.2
	66	70	3-4	0	31.1	42.4	37.7	35.2	31.4	26.7	23.4	19.1	16.3	12.8	10.3	7.8	5.8	5.0	5.0
	71	75	7-14	0	35.8	51.8	41.6	38.8	34.7	29.4	25.8	21.1	18.0	14.2	11.8	8.9	6.6	5.8	5.8
	76	80	14-19	0	31.8	49.9	42.0	38.6	34.4	28.0	24.6	21.2	18.2	14.5	11.3	8.2	6.1	5.3	5.3
	81	85	15-16	0	29.9	47.7	42.8	40.1	34.7	28.2	23.1	19.2	17.3	13.9	11.0	8.3	6.2	5.4	5.4
	86	90	5	0	20.8	38.8	39.1	36.6	33.5	29.4	23.9	18.1	15.3	13.6	10.3	7.9	4.7	3.9	3.9
TC	46	50	1	0	22.4	35.2	31.4	29.3	26.1	22.2	19.4	15.9	13.6	10.7	8.6	6.5	4.8	4.2	4.2
	51	55	1	0	22.9	36.0	32.0	29.9	26.7	22.6	19.9	16.2	13.9	10.9	8.8	6.6	4.9	4.3	4.3
	56	60	1	0	24.3	38.1	34.0	31.7	28.3	24.0	21.1	17.2	14.7	11.5	9.3	7.0	5.2	4.5	4.5
	61	65	3	0	20.3	33.9	30.5	28.5	25.4	21.6	18.9	15.5	13.2	10.4	8.3	6.3	4.7	4.5	4.5
	66	70	2	0	30.4	47.8	42.5	39.7	35.5	30.0	26.4	21.5	18.5	14.4	11.6	10.5	7.8	6.8	6.8
	71	75	6	0	30.8	49.3	43.9	39.3	35.1	29.7	26.0	21.5	18.4	14.0	11.3	9.4	6.9	5.9	5.9
	76	80	12	0	31.9	49.1	43.6	38.9	34.8	27.1	23.7	21.8	18.6	14.6	11.7	8.3	6.2	5.4	5.4
	81	85	8	0	26.5	44.6	39.7	37.3	31.9	24.8	20.9	17.2	15.4	12.9	10.4	7.7	5.7	5.0	5.0
	86	90	1	0	12.1	28.7	31.9	30.6	28.1	25.5	18.6	13.6	11.9	10.8	7.8	6.4	2.4	2.1	2.1
MC	56	60	1	0	14.2	22.4	19.9	18.6	16.6	14.1	12.4	10.1	8.6	6.8	5.4	4.1	3.1	2.7	2.7
	61	65	0	15	*18.4*	*28.9*	*25.8*	*24.0*	*21.5*	*18.2*	*16.0*	*13.1*	*11.1*	*8.8*	*7.0*	*5.3*	*4.0*	*3.4*	*3.4*
	66	70	1	0	22.5	35.4	31.6	29.4	26.3	22.3	19.6	16.0	13.7	10.7	8.6	6.5	4.8	4.2	4.2
	71	75	4	0	25.0	39.0	34.7	32.4	29.0	24.6	21.5	17.6	15.0	11.8	10.4	7.8	5.8	5.0	5.0
	76	80	4	0	26.3	41.4	36.8	34.3	30.6	26.0	22.8	18.6	15.9	12.5	10.1	7.6	5.7	4.9	4.9
	81	85	2	0	27.7	41.8	37.1	36.7	32.8	25.9	22.8	19.2	16.5	14.5	11.6	8.7	6.5	5.6	5.6

n1 – number of surveys averaged within period, may vary between age groups
n2 – number of age groups based on inter-period interpolation only, these estimates are shown in italics
A – all products, TC – total cigarettes, MC – manufactured cigarettes

Table S1.8 (continued - prevalence)

Country Sex Product	Years		n1	n2	Age group 15-19	20-24	25-29	30-34	35-39	40-44	45-49	50-54	55-59	60-64	65-69	70-74	75-79	80-84	85+
E Germany, Male																			
A	66	70	1-2	0	54.6	54.2													
	71	75	3-4	0	40.6	59.7	60.7	60.1	61.3	63.1	61.8	63.6	62.6	59.8	55.6	50.3	45.6	44.4	44.4
	76	80	0	15	*39.2*	*57.1*	*57.9*	*58.2*	*52.4*	*53.5*	*50.5*	*51.1*	*50.5*	*48.5*	*45.1*	*40.8*	*37.0*	*36.0*	*36.0*
	81	85	5	0	37.7	54.5	55.2	56.2	43.5	43.9	39.1	38.7	38.4	37.2	34.6	31.4	28.4	27.7	27.7
	86	90	1	0	46.8	62.0	50.6	51.6	48.0	48.5	36.3	35.9	41.5	40.3	27.3	24.7	22.4	21.8	21.8
TC	56	60	1	0	30.4	50.4	53.6	52.3	49.7	48.0	43.3	40.9	37.4	34.3	30.9	26.7	23.6	20.2	17.5
	61	65	0	15	*45.5*	*52.1*	*55.4*	*53.6*	*51.2*	*50.1*	*46.7*	*44.2*	*40.9*	*37.0*	*33.3*	*28.8*	*25.5*	*21.8*	*18.9*
	66	70	2	14	60.7	*53.7*	*57.1*	*54.9*	*52.8*	*52.1*	*50.1*	*47.6*	*44.3*	*39.7*	*35.8*	*30.9*	*27.4*	*23.4*	*20.3*
	71	75	4	0	35.0	55.4	58.9	56.2	54.4	54.2	53.4	51.0	47.8	42.4	38.2	33.0	29.3	25.0	21.7
	76	80	1	0	31.0	51.4	54.6	53.3	47.8	46.1	50.1	47.4	46.9	43.0	38.7	33.5	29.7	25.3	22.0
	81	85	7	0	29.6	49.1	52.2	50.9	41.4	40.0	35.0	33.0	32.6	30.0	26.9	23.3	20.6	17.6	15.3
	86	90	2	0	29.8	49.4	52.4	51.2	36.2	35.0	33.8	31.9	29.8	27.4	24.6	21.2	18.9	16.0	14.0
E Germany, Female																			
A	66	70	1	0	9.7	14.3													
	71	75	3-4	0	16.6	29.2	26.0	25.4	24.4	28.6	28.1	25.3	22.7	16.0	12.9	11.6	8.9	8.5	5.4
	76	80	0	15	*20.9*	*34.4*	*30.6*	*29.1*	*23.3*	*23.8*	*24.7*	*21.3*	*19.3*	*14.2*	*11.5*	*9.6*	*7.2*	*6.7*	*5.1*
	81	85	5	0	25.2	39.6	35.3	32.9	22.3	18.9	21.2	17.4	15.9	12.5	10.0	7.6	5.6	4.9	4.9
	86	90	1	0	24.2	37.1	35.2	32.9	24.4	20.7	21.6	17.6	15.3	12.0	12.8	9.7	7.2	6.2	6.2
TC	56	60	1	0	4.3	9.5	10.7	11.3	11.3	10.6	8.8	7.3	5.6	4.4	3.3	2.2	1.5	1.0	1.0
	61	65	0	15	*5.6*	*14.9*	*15.9*	*16.4*	*15.9*	*16.0*	*14.6*	*12.7*	*10.5*	*8.6*	*6.8*	*5.6*	*4.2*	*3.7*	*2.6*
	66	70	2	14	7.0	*20.4*	*21.1*	*21.4*	*20.6*	*21.5*	*20.4*	*18.1*	*15.4*	*12.9*	*10.3*	*9.0*	*6.8*	*6.4*	*4.2*
	71	75	4	0	16.4	25.9	26.3	26.5	25.2	26.9	26.2	23.5	20.3	17.1	13.8	12.4	9.5	9.1	5.8
	76	80	1	0	18.1	27.5	27.9	28.1	24.1	23.9	22.5	21.5	17.8	16.2	13.1	11.7	9.0	8.6	5.5
	81	85	7	0	22.2	34.9	31.0	29.0	20.2	17.1	18.7	15.2	14.3	11.2	9.0	6.8	5.1	4.4	4.4
	86	90	2	0	22.8	35.9	31.9	29.8	22.4	19.0	13.2	10.8	13.1	10.2	8.2	6.2	4.7	4.0	4.0
Unified Germany, Male																			
A+TC	91	95	8-10	0	21.8	40.7	43.0	44.8	44.2	39.8	37.0	32.4	28.7	25.3	21.0	17.7	14.8	12.0	10.3
Unified Germany, Female																			
A+TC	91	95	8-10	0	14.0	31.6	32.2	33.5	32.1	27.7	23.1	17.0	13.2	10.7	8.8	6.4	3.9	2.7	2.7
Greece, Male																			
A+TC+MC	56	60	1-2	0	30.0	60.6	61.4	70.4	71.7	67.6	64.3	66.1	64.6	80.5	74.9	70.8	64.1	40.0	40.0
	61	65	1	11	*38.2*	*63.9*	*64.7*	*69.9*	*71.2*	65.8	59.7	66.3	61.1	*70.2*	*65.2*	*77.4*	*70.1*	*55.0*	*55.0*
	66	70	1	0	46.4	67.1	68.0	69.3	70.7	69.3	68.6	69.0	67.1	59.8	55.6	84.1	76.2	70.0	70.0
	71	75	1	0	34.6	57.5	61.1	59.6	57.5	55.5	54.5	51.5	49.5	45.4	40.9	35.3	31.3	26.8	23.2
	76	80	1	12	31.8	73.0	65.0	*63.0*	*60.9*	*60.1*	*58.4*	*55.1*	*53.0*	*47.2*	*41.8*	*35.1*	*30.9*	*26.4*	*22.9*
	81	85	6-9	0	38.1	60.9	67.6	66.4	64.2	64.8	62.3	58.8	56.5	49.1	42.7	34.9	30.5	26.0	22.6
	86	90	6-7	0	37.3	65.1	69.2	68.4	66.3	63.5	59.7	56.2	53.4	48.7	40.4	34.8	30.6	26.1	22.6
	91	95	6-7	0	31.6	52.4	57.7	60.0	58.6	56.6	53.8	49.9	45.0	42.2	38.5	32.8	27.6	22.4	19.3
Greece, Female																			
A+TC+MC	66	70	1	0	7.8	17.3	19.6	20.5	19.5	10.9	8.8	6.8	5.2	0.0	0.0	0.0	0.0	0.0	0.0
	71	75	1	0	6.0	13.3	15.1	15.8	15.0	14.0	11.3	9.5	7.2	5.7	4.3	2.9	2.0	1.3	1.3
	76	80	1-2	0	24.4	16.6	16.9	17.0	16.3	16.2	15.2	14.5	12.7	11.6	9.3	8.4	6.4	6.1	3.9
	81	85	7-9	0	21.8	19.6	18.1	17.5	16.9	16.4	14.4	14.4	12.3	12.2	9.6	8.3	7.4	7.1	4.5
	86	90	11-12	0	21.6	32.3	33.4	33.7	32.3	31.4	27.3	26.0	22.8	20.8	16.6	14.9	11.4	10.9	6.9
	91	95	8-9	0	22.2	34.1	38.9	39.2	37.6	37.3	35.0	33.4	29.2	28.5	23.0	20.6	15.8	15.1	9.6

n1 – number of surveys averaged within period, may vary between age groups
n2 – number of age groups based on inter-period interpolation only, these estimates are shown in italics
A – all products, TC – total cigarettes, MC – manufactured cigarettes

Table S1.8 (continued - prevalence)

Country Sex Product	Years		n1	n2	Age group														
					15-19	20-24	25-29	30-34	35-39	40-44	45-49	50-54	55-59	60-64	65-69	70-74	75-79	80-84	85+
Hungary, Male																			
A+TC+MC	61	65	1	0						57.0	56.5	56.0	54.4						
	66	70	1	0	25.0	56.9	57.7	58.8	59.9	60.4	59.9	59.3	57.7	56.0	52.1	47.1	42.7	41.6	41.6
	71	75	1	0	30.4	50.5	53.7	52.3	50.6	48.8	47.9	45.2	43.5	39.9	35.9	31.1	27.5	23.5	20.4
	76	80	1	0	34.0	56.4	59.9	58.5	56.5	54.5	53.5	50.5	48.6	44.6	40.1	34.7	30.7	26.3	22.8
	81	85	5	0	36.1	59.9	63.7	62.1	55.0	53.1	52.6	49.6	45.6	41.9	37.7	32.6	28.9	24.6	21.4
	86	90	2	0	34.5	57.3	60.9	59.4	57.3	55.4	54.3	51.3	49.3	45.3	40.8	35.2	31.2	26.7	23.1
	91	95	5-8	0	32.2	46.4	49.3	50.5	54.5	52.7	48.4	44.9	39.0	34.0	29.3	25.0	21.0	17.1	14.7
Hungary, Female																			
A+TC+MC	66	70	1	0	15.0	31.7	28.2	26.3	23.5	19.9	17.5	14.3	12.2	9.6	7.7	5.8	4.3	3.8	3.8
	71	75	1	0	14.8	30.3	34.3	36.0	34.1	32.0	25.9	21.6	16.5	12.9	9.9	6.6	4.5	3.1	3.1
	76	80	1	0	15.0	33.3	37.7	39.6	37.5	35.2	28.4	23.8	18.1	14.2	10.9	7.2	4.9	3.4	3.4
	81	85	5	0	17.9	39.8	45.0	47.2	41.8	39.2	30.5	25.5	20.6	16.1	12.3	8.2	5.6	3.8	3.8
	86	90	2	0	15.2	33.9	38.4	40.2	38.1	35.8	28.9	24.2	18.4	14.5	11.1	7.3	5.0	3.4	3.4
	91	95	5-8	0	24.5	32.7	35.5	35.8	36.1	35.8	33.2	31.7	24.7	22.5	18.1	16.2	12.4	11.9	7.6
Iceland, Male																			
A	66	70	1	0	39.6	57.2	58.0	59.1	60.2	60.8	60.2	59.7	58.0	56.3	52.4	47.4	42.9	41.8	41.8
	71	75	0	15	*35.7*	*53.6*	*55.1*	*55.4*	*55.8*	*55.6*	*53.7*	*52.6*	*50.7*	*48.6*	*44.9*	*40.2*	*36.2*	*34.4*	*33.5*
	76	80	0	15	*31.8*	*50.0*	*52.2*	*51.8*	*51.3*	*50.4*	*47.1*	*45.4*	*43.4*	*40.8*	*37.3*	*33.0*	*29.5*	*26.9*	*25.2*
A+TC+MC	81	85	3	0	28.0	46.4	49.3	48.1	46.9	45.2	40.6	38.3	36.1	33.1	29.8	25.8	22.9	19.5	16.9
	86	90	13	0	22.3	38.6	41.6	41.3	39.9	39.0	37.6	34.8	33.1	31.4	28.5	22.5	19.2	14.7	12.8
	91	95	16	0	18.4	31.5	33.4	37.1	36.2	33.9	32.2	30.7	27.7	24.1	22.0	18.6	15.7	11.8	10.1
Iceland, Female																			
A	76	80	1	0	30.0	45.5	46.2	46.6	44.7	44.3	41.6	39.7	34.7	31.7	25.6	22.9	17.6	16.8	10.7
A+TC+MC	81	85	3	0	30.4	46.0	46.7	47.1	45.8	45.4	41.8	39.8	36.5	33.3	26.9	24.0	18.4	17.6	11.2
	86	90	13	0	24.6	38.6	39.5	40.0	38.7	39.4	36.6	34.7	30.4	28.3	22.9	20.5	15.9	14.7	9.3
	91	95	16	0	21.5	32.5	33.0	36.4	34.9	34.0	32.0	30.5	26.7	23.4	18.9	19.0	14.6	15.7	10.0
Ireland, Male																			
A	61	65	2	0	45.3	65.2	66.1	67.3	68.6	69.2	68.6	68.0	66.1	64.2	59.7	54.0	48.9	47.7	47.7
	66	70	1-4	0	43.0	71.3	72.3	73.7	75.1	75.8	75.1	74.4	72.3	70.2	65.3	59.1	53.5	52.1	52.1
	71	75	2-3	0	40.2	60.5	61.3	62.5	63.7	64.3	63.7	63.0	61.3	59.6	55.5	50.1	45.4	44.2	44.2
	76	80	1-3	0	46.8	51.4	52.1	53.1	54.1	54.6	54.1	53.6	52.1	50.6	47.1	42.6	38.6	37.6	37.6
	81	85	1	14	43.1	*46.1*	*46.7*	*47.6*	*48.5*	*48.9*	*48.3*	*47.9*	*45.2*	*43.9*	*40.9*	*37.0*	*33.5*	*32.6*	*32.6*
	86	90	3	0	28.2	40.8	41.3	42.1	42.9	43.3	42.6	42.2	38.4	37.3	34.7	31.4	28.4	27.7	27.7
	91	95	3-4	0	25.0	41.5	44.1	43.0	41.6	40.1	36.5	34.4	33.9	31.2	28.0	24.2	21.4	18.3	15.9
TC+MC	56	60	2	0	52.9	66.3													
	61	65	0	2	*45.9*	*64.6*													
	66	70	1	0	38.9	62.8	66.8	65.2	63.0	60.7	59.6	56.3	54.1	49.7	44.7	38.7	34.2	29.3	25.4
	71	75	5	0	35.1	55.6	59.2	57.7	55.7	53.8	52.8	49.9	47.9	44.0	39.6	34.2	30.3	25.9	22.5
	76	80	7	0	29.4	45.6	48.6	47.4	44.3	42.7	44.9	42.4	41.1	37.7	34.9	30.2	26.7	22.9	19.8
	81	85	5-7	0	29.3	40.8	43.4	42.3	40.9	39.5	38.7	36.6	35.2	32.3	29.1	25.1	22.3	19.0	16.5
	86	90	7	0	21.1	35.0	37.2	36.3	35.1	33.8	33.2	31.4	30.2	27.7	24.9	21.5	19.1	16.3	14.1
	91	95	5	0	19.3	32.0	34.0	33.2	32.1	31.0	30.4	28.7	27.6	25.3	22.8	19.7	17.5	14.9	12.9

n1 – number of surveys averaged within period, may vary between age groups
n2 – number of age groups based on inter-period interpolation only, these estimates are shown in italics
A – all products, TC – total cigarettes, MC – manufactured cigarettes

Table S1.8 (continued - prevalence)

Country Sex Product	Years		n1	n2	Age group														
					15-19	20-24	25-29	30-34	35-39	40-44	45-49	50-54	55-59	60-64	65-69	70-74	75-79	80-84	85+
Ireland, Female																			
A	61	65	1	0	27.9	46.3	47.0	47.4	45.4	45.0	42.3	40.4	35.3	32.2	26.0	23.3	17.9	17.1	10.9
	66	70	1-4	0	25.0	48.2	48.9	49.3	47.3	46.9	44.1	42.0	36.8	33.5	27.1	24.3	18.6	17.8	11.3
	71	75	1-2	0	25.9	51.3	52.1	52.5	50.3	49.9	46.9	44.7	39.2	35.7	28.8	25.8	19.8	18.9	12.0
	76	80	1-3	0	41.5	44.0	44.7	45.0	43.2	42.8	40.2	38.4	33.6	30.6	24.7	22.1	17.0	16.2	10.3
	81	85	1	14	31.8	*39.1*	*39.7*	*40.0*	*38.4*	*38.0*	*36.2*	*34.6*	*33.3*	*30.3*	*24.5*	*21.9*	*16.8*	*16.1*	*10.2*
	86	90	3	0	22.6	34.2	34.7	35.0	33.6	33.3	32.2	30.7	33.0	30.1	24.3	21.8	16.7	16.0	10.2
	91	95	3-4	0	20.7	31.8	32.2	32.5	31.2	30.9	30.0	28.6	26.1	23.8	19.2	17.2	13.2	12.6	8.0
TC+MC	56	60	2	0	25.2														
	61	65	0	1	*27.2*														
	66	70	1	0	29.1	46.7	47.4	47.8	45.9	45.5	42.7	40.8	35.7	32.5	26.3	23.5	18.0	17.2	11.0
	71	75	5	0	28.9	46.0	46.7	47.1	45.1	44.7	42.0	40.1	35.1	32.0	25.8	23.2	17.7	17.0	10.8
	76	80	7	0	25.9	39.6	40.1	40.5	37.4	37.1	36.6	34.9	31.6	28.8	23.3	20.8	16.0	15.3	9.7
	81	85	5-7	0	28.5	37.5	38.0	38.4	36.8	36.5	34.3	32.7	28.6	26.1	21.1	18.9	14.4	13.8	8.8
	86	90	7	0	22.2	33.6	34.2	34.4	33.0	32.7	30.8	29.3	25.7	23.4	18.9	16.9	13.0	12.4	7.9
	91	95	5	0	20.7	31.4	31.8	32.1	30.8	30.5	28.7	27.4	23.9	21.8	17.6	15.8	12.1	11.6	7.4
Israel, Male																			
A+TC+MC	61	65	2	0	36.8	53.2	53.9	55.0	56.0	56.5	51.5	49.2	46.8	47.8	44.6	40.3	36.5	35.5	35.5
	66	70	1	0	30.5	61.4	54.4	53.1	60.1	58.0	53.4	50.4	40.9	37.5	33.6	29.0	37.0	31.6	27.4
	71	75	4	0	30.0	53.9	57.3	55.8	54.0	43.5	42.7	40.3	38.8	35.6	32.0	27.7	24.5	21.0	18.2
	76	80	3-4	0	28.6	46.9	49.8	48.6	46.1	44.8	45.5	42.9	39.9	36.6	34.1	29.4	26.1	22.3	19.4
	81	85	3-8	0	30.3	53.3	51.7	50.4	46.7	44.6	43.9	41.4	37.7	34.5	33.1	28.6	25.3	21.7	18.8
	86	90	2-9	0	28.5	47.8	50.2	49.1	47.3	45.7	44.8	42.3	40.7	37.3	33.7	29.0	25.8	22.0	19.1
	91	95	1-7	0	24.1	42.3	46.0	47.2	44.0	42.6	40.4	37.5	33.8	29.5	26.9	22.9	19.3	15.6	13.5
Israel, Female																			
A+TC+MC	66	70	1	0	18.0	31.4	35.1	35.4	31.2	31.0	27.4	26.1	16.6	15.2	22.7	20.3	7.1	6.8	4.3
	71	75	4	0	20.0	37.1	37.6	37.9	36.4	36.4	34.2	32.7	28.6	26.0	21.0	18.8	14.4	13.8	8.8
	76	80	3-4	0	19.0	31.6	32.1	32.4	32.2	33.5	29.5	28.2	24.7	22.5	18.7	16.7	12.8	12.2	7.8
	81	85	3-8	0	24.4	37.2	32.6	32.9	31.3	29.5	25.3	24.1	21.1	19.2	15.8	14.1	10.8	10.4	6.6
	86	90	2-9	0	21.6	32.7	33.2	33.5	32.2	31.9	30.0	28.6	25.0	22.8	18.4	16.5	12.6	12.1	7.7
	91	95	1-6	0	18.3	29.0	29.5	29.8	28.0	27.8	26.6	25.4	22.2	20.3	16.4	14.6	11.2	10.7	6.8
Italy, Male																			
TC+MC	46	50	1	0	52.5	77.4	82.0	84.0	82.0	79.3	75.2	69.8	63.0	54.9	50.1	42.7	35.9	29.1	25.1
	51	55	0	15	*49.1*	*74.8*	*79.3*	*79.4*	*77.2*	*71.4*	*70.6*	*66.7*	*61.4*	*56.0*	*50.7*	*43.6*	*37.6*	*31.3*	*27.2*
	56	60	1-4	0	45.8	72.2	76.7	74.8	72.3	63.5	65.9	63.5	59.7	57.1	51.3	44.4	39.3	33.6	29.2
A+TC+MC	61	65	3-5	0	49.8	55.2	52.3	53.3	55.9	56.5	55.7	55.2	51.8	50.3	46.8	42.4	38.4	37.4	37.4
	66	70	0	15	*54.8*	*60.0*	*58.3*	*58.0*	*58.3*	*57.5*	*56.6*	*54.7*	*51.9*	*49.1*	*45.0*	*39.8*	*35.7*	*32.8*	*30.9*
	71	75	1-3	0	59.8	64.9	64.4	62.8	60.7	58.5	57.5	54.3	52.1	47.9	43.1	37.2	33.0	28.2	24.5
	76	80	6-11	0	35.1	65.2	69.4	70.4	68.0	65.9	64.7	63.1	60.6	55.0	49.5	41.7	37.0	31.6	27.4
	81	85	6-8	0	31.3	53.0	57.9	56.4	49.9	48.1	48.1	45.4	42.5	39.0	35.6	30.8	27.0	23.1	20.1
	86	90	12-22	0	23.5	43.3	48.1	47.3	47.2	45.6	42.6	40.2	38.8	35.3	31.4	27.0	23.3	19.8	17.1
	91	95	11-16	0	20.6	37.2	43.4	44.5	44.9	43.4	41.7	38.7	34.6	29.8	26.9	22.9	19.1	15.5	13.3

n1 – number of surveys averaged within period, may vary between age groups
n2 – number of age groups based on inter-period interpolation only, these estimates are shown in italics
A – all products, TC – total cigarettes, MC – manufactured cigarettes

Table S1.8 (continued - prevalence)

Country Sex Product	Years		n1	n2	Age group														
					15-19	20-24	25-29	30-34	35-39	40-44	45-49	50-54	55-59	60-64	65-69	70-74	75-79	80-84	85+
Italy, Female																			
TC+MC	46	50	1	0	8.4	11.1	11.3	11.4	10.9	10.8	10.2	9.7	8.5	7.7	6.2	5.6	4.3	4.1	2.6
	51	55	0	15	*6.7*	*9.2*	*9.4*	*9.4*	*9.0*	*8.9*	*8.4*	*8.0*	*7.0*	*6.4*	*5.1*	*4.7*	*3.6*	*3.4*	*2.2*
	56	60	1	0	5.1	7.3	7.4	7.4	7.1	7.1	6.6	6.3	5.5	5.1	4.1	3.7	2.8	2.7	1.7
A+TC+MC	61	65	3-5	0	21.8	27.1	24.4	24.6	24.2	24.0	21.8	20.8	17.6	16.1	13.0	11.6	8.9	8.6	5.4
	66	70	0	15	*35.1*	*30.6*	*24.8*	*24.1*	*22.6*	*21.0*	*18.8*	*16.8*	*14.3*	*12.4*	*9.9*	*8.4*	*6.4*	*6.0*	*4.4*
	71	75	1-3	0	48.4	34.0	25.3	23.6	21.1	17.9	15.7	12.8	11.0	8.6	6.9	5.2	3.9	3.4	3.4
	76	80	6-11	0	24.2	38.5	34.2	30.8	27.4	21.6	19.0	16.1	13.8	10.3	8.3	5.8	4.2	3.7	3.7
	81	85	7-9	0	28.0	42.5	38.9	36.3	33.4	28.3	22.9	18.7	17.9	14.1	9.1	6.9	5.2	4.5	4.5
	86	90	12-22	0	19.4	38.3	38.2	36.4	32.7	28.3	24.5	20.1	16.6	13.0	10.4	7.7	5.3	4.5	4.5
	91	95	11-15	0	11.1	25.4	30.4	31.8	32.3	30.3	24.2	20.2	15.6	12.2	9.3	6.2	3.9	2.7	2.7
Japan, Male																			
A+TC+MC	46	50	1	0	40.0	80.7	81.8	83.3	84.9	85.7	84.9	84.1	81.8	79.4	73.9	66.8	60.5	59.0	59.0
	51	55	0	15	*40.0*	*79.8*	*80.8*	*82.4*	*83.9*	*82.7*	*83.1*	*81.8*	*78.8*	*78.5*	*73.1*	*66.0*	*59.8*	*58.3*	*58.3*
	56	60	3-5	0	40.0	78.8	79.9	81.4	83.0	79.7	81.3	79.4	75.7	77.6	72.2	65.3	59.1	57.6	57.6
	61	65	8	0	44.9	77.4	78.5	80.1	81.6	82.5	81.7	80.2	78.0	75.9	70.7	65.4	59.3	57.7	57.7
	66	70	8	0	40.0	78.0	80.1	79.8	80.3	81.8	80.8	79.4	77.0	76.0	70.2	62.8	56.6	53.7	52.3
	71	75	10	0	40.0	78.1	83.1	79.9	77.2	78.5	77.1	76.0	73.0	72.6	65.3	56.5	50.0	42.7	37.1
	76	80	5	0	40.0	76.6	81.4	76.5	73.9	73.8	72.4	76.0	73.0	75.0	67.5	58.3	51.6	44.1	38.3
	81	85	5-10	0	36.1	71.1	75.6	73.8	71.3	66.3	65.1	68.8	66.1	67.4	60.7	52.5	46.5	39.7	34.5
	86	90	5-10	0	32.4	66.4	70.5	69.9	67.7	63.2	61.6	60.0	57.0	59.3	53.6	46.2	40.5	34.3	29.7
	91	95	5-6	0	39.4	63.9	67.8	68.1	66.5	65.5	62.1	58.2	52.6	56.6	51.8	44.0	37.1	30.0	25.9
Japan, Female																			
A+TC+MC	46	50	1	0	5.0	9.9	10.9	11.5	13.0	13.7	15.6	16.6	17.4	17.2	16.8	16.8	16.8	16.8	16.8
	51	55	0	15	*5.0*	*9.9*	*10.9*	*11.5*	*13.0*	*13.7*	*15.6*	*16.6*	*17.4*	*17.2*	*16.8*	*16.8*	*16.8*	*16.8*	*16.8*
	56	60	3	0	5.0	9.9	10.8	11.5	13.0	13.7	15.5	16.6	17.4	17.1	16.8	16.8	16.8	16.8	16.8
	61	65	8	0	4.5	8.1	8.9	10.1	11.4	12.4	14.0	15.7	16.4	16.6	16.2	16.9	16.9	16.9	16.9
	66	70	8	0	5.0	9.1	10.0	12.0	13.6	15.5	17.6	19.1	20.0	18.9	18.4	18.4	18.4	18.4	18.4
	71	75	10	0	5.0	9.9	10.8	11.1	12.5	13.4	15.3	16.6	17.4	17.5	17.1	17.1	17.1	17.1	17.1
	76	80	5	0	5.6	14.9	16.1	13.7	15.0	14.4	15.8	15.7	16.0	17.5	16.4	16.1	15.5	15.4	14.6
	81	85	5-9	0	7.7	16.6	16.8	15.3	14.7	14.9	14.0	13.4	11.8	17.1	13.8	12.3	9.5	9.1	5.8
	86	90	5-9	0	10.3	16.6	16.3	15.6	14.7	13.7	12.7	12.2	10.6	13.4	10.8	9.3	7.1	6.7	4.6
	91	95	5-6	0	15.8	20.7	18.5	19.3	17.2	14.6	12.8	12.5	10.7	12.0	9.7	7.3	5.4	4.7	4.7

n1 – number of surveys averaged within period, may vary between age groups
n2 – number of age groups based on inter-period interpolation only, these estimates are shown in italics
A – all products, TC – total cigarettes, MC – manufactured cigarettes

Table S1.8 (continued - prevalence)

Country Sex Product	Years		n1	n2	Age group														
					15-19	20-24	25-29	30-34	35-39	40-44	45-49	50-54	55-59	60-64	65-69	70-74	75-79	80-84	85+
Netherlands, Male																			
A	46	50	1	0	55.7	80.5	81.6	83.2	84.8	85.5	84.8	84.0	81.6	79.3	73.8	66.7	60.4	58.9	58.9
	51	55	0	15	*55.8*	*83.8*	*85.8*	*87.5*	*89.2*	*87.9*	*87.2*	*86.9*	*84.4*	*83.5*	*77.7*	*75.3*	*68.2*	*66.5*	*66.5*
	56	60	2-3	0	55.9	87.2	90.1	91.8	93.5	90.4	89.6	89.8	87.3	87.6	81.5	83.9	76.0	74.1	74.1
	61	65	3-4	0	59.7	83.1	84.3	85.9	88.8	89.7	83.6	82.6	80.2	77.9	80.6	72.9	66.1	64.3	64.3
	66	70	5-6	0	56.0	78.3	79.2	80.7	81.2	81.9	81.2	78.3	76.1	73.9	73.6	70.6	63.9	62.3	62.3
	71	75	6	0	47.8	69.2	70.2	71.5	72.8	73.5	72.8	72.4	70.4	68.4	65.6	59.3	53.7	52.3	52.3
	76	80	6-8	0	35.1	54.8	59.1	60.2	60.0	60.5	60.0	61.3	57.2	55.5	54.4	49.2	46.7	45.5	45.5
	81	85	5-7	0	24.0	46.3	47.5	48.4	47.9	48.3	47.9	49.1	47.7	46.3	48.3	43.7	39.5	38.5	38.9
	86	90	9	0	25.0	43.3	44.3	44.8	46.3	46.2	45.7	44.8	43.4	41.7	40.9	36.7	33.1	31.5	30.8
	91	95	15-17	0	29.2	46.2	49.1	47.9	47.9	46.2	45.6	43.7	42.0	38.5	35.9	31.0	27.5	23.5	20.4
TC	56	60	1-3	0	46.6	80.0	85.6	83.5	80.6	75.9	74.8	67.9	65.1	63.7	57.3	49.5	43.9	37.5	32.5
	61	65	1-3	0	52.7	70.0	73.2	71.4	69.0	66.5	65.3	61.7	59.3	54.4	49.0	42.3	37.5	32.1	27.8
	66	70	4	0	47.1	74.9	75.3	73.4	72.1	69.6	68.4	64.1	61.6	56.5	45.7	39.5	35.0	29.9	26.0
	71	75	6	0	38.6	64.1	68.1	66.4	64.2	61.9	60.8	57.4	55.2	50.7	45.6	39.4	34.9	29.8	25.9
	76	80	4-5	0	34.3	52.8	58.0	56.6	55.0	53.1	52.1	50.1	48.1	44.2	38.0	32.9	29.1	24.9	21.6
	81	85	1-2	0	29.3	43.6									39.1	33.8	29.9	25.6	
MC	66	70	2	0	37.2	61.7	65.6	63.9	52.3	50.5	49.5	46.8	45.0	41.3	37.2	32.2	28.5	24.4	21.1
	71	75	2	0	27.5	45.7	48.6	47.3	45.3	43.8	43.0	40.6	39.0	35.8	32.2	27.9	24.7	21.0	18.3
	76	80	2	0	17.1	28.3	32.5	31.8	28.4	27.4	27.0	28.4	27.3	25.0	20.2	17.4	15.4	13.2	11.4
	81	85	1	0	12.5	20.6	21.9	21.4	25.8	24.9	24.5	23.1	22.2	20.4	18.4	15.9	14.0	12.0	10.4
Netherlands, Female																			
A	56	60	2	0	36.6	58.6	52.3	48.8	43.6	37.2	32.6	25.8	22.0	17.2	13.9	8.9	6.6	5.8	5.8
	61	65	3	0	36.3	51.8	45.9	42.8	40.5	34.4	30.2	23.6	20.2	15.8	9.8	7.4	5.5	4.8	4.8
	66	70	5	0	47.5	65.0	58.0	54.2	51.5	43.7	38.3	30.6	26.2	20.5	16.6	12.6	9.3	8.1	8.1
	71	75	6	0	45.0	68.8	61.2	57.1	52.4	44.4	39.0	32.0	27.4	21.5	16.9	12.8	9.5	8.2	8.2
	76	80	6-8	0	40.2	56.5	51.3	48.3	46.0	39.9	35.4	32.6	27.9	22.5	16.6	12.9	9.6	8.5	8.0
	81	85	5-7	0	28.8	46.8	45.9	46.3	38.7	38.3	36.0	30.9	27.0	24.6	15.7	14.0	10.7	10.3	6.5
	86	90	9	0	23.4	40.0	40.6	41.0	38.3	38.0	35.7	33.4	29.2	26.6	18.6	16.7	12.8	12.3	7.8
	91	95	15-17	0	26.6	40.2	40.8	41.1	40.4	40.1	37.3	34.7	30.4	27.7	19.1	17.1	13.1	12.5	8.0
TC	56	60	1	0	36.6	61.4	55.5	51.8	46.2	39.2	34.4	28.1	24.0	18.9	15.2	11.5	8.5	7.4	7.4
	61	65	1	0	37.1	55.7	48.9	45.6	40.7	34.5	30.3	24.8	21.2	16.6	13.4	10.1	7.5	6.5	6.5
	66	70	4	0	47.4	70.3	61.2	57.1	54.1	45.8	40.2	31.7	27.1	21.2	16.4	12.4	9.2	8.0	8.0
	71	75	6	0	44.5	70.0	62.2	58.1	51.8	44.0	38.6	31.5	27.0	21.1	17.0	12.8	9.6	8.3	8.3
	76	80	4-5	0	41.0	61.0	55.3	51.6	46.6	39.5	34.7	30.1	25.7	20.2	15.9	12.0	8.9	7.8	7.8
	81	85	2	0	33.6	50.6													
MC	66	70	2	0	42.2	66.4	59.1	55.2	50.9	43.2	37.8	31.0	26.5	20.8	16.7	12.6	9.4	8.1	8.1
	71	75	2	0	39.8	62.6	55.7	52.0	49.3	41.9	36.8	30.0	25.7	20.2	16.2	12.2	9.1	7.9	7.9
	76	80	2	0	30.8	48.5	46.2	43.1	44.0	37.3	32.8	30.9	26.4	20.8	15.9	12.1	8.9	7.8	7.8
	81	85	1	0	22.2	33.7	34.2	34.4	30.0	29.7	27.9	26.6	23.3	21.3	17.2	15.4	11.8	11.3	7.2
New Zealand, Male																			
A+TC	56	60	3	0	40.8														
	61	65	1	0	35.0	54.7	55.5	56.5	57.6	58.1	57.6	57.1	55.5	53.9	50.1	45.3	41.1	40.0	40.0
	66	70	2	14	19.7	*50.7*	*52.5*	*52.4*	*52.2*	*51.5*	*50.9*	*49.4*	*47.8*	*45.3*	*41.7*	*37.0*	*33.2*	*30.9*	*29.4*
	71	75	1	0	42.8	46.6	49.5	48.3	46.7	45.0	44.2	41.8	40.1	36.8	33.2	28.7	25.4	21.7	18.8
	76	80	1	0	29.8	41.8	42.5	44.0	43.3	43.8	45.0	44.0	56.7	38.3	34.8	30.7	26.9	21.4	18.5
	81	85	6-7	0	23.0	39.0	37.5	36.5	35.9	34.7	33.4	32.0	32.3	29.5	26.6	23.0	20.2	17.3	15.0
	86	90	5-6	0	24.9	37.4	33.5	32.9	31.8	30.7	30.0	28.2	25.2	22.9	20.7	17.8	15.7	13.3	11.5
	91	95	5	0	19.9	33.4	34.6	35.4	30.8	29.8	28.2	26.2	23.1	20.1	18.4	15.7	13.2	10.7	9.2

n1 – number of surveys averaged within period, may vary between age groups
n2 – number of age groups based on inter-period interpolation only, these estimates are shown in italics
A – all products, TC – total cigarettes, MC – manufactured cigarettes

Table S1.8 (continued - prevalence)

Country Sex Product	Years		n1	n2	Age group														
					15-19	20-24	25-29	30-34	35-39	40-44	45-49	50-54	55-59	60-64	65-69	70-74	75-79	80-84	85+
New Zealand, Female																			
A+TC	56	60	3	0	15.5														
	61	65	2	0	39.2	55.8	56.7	57.2	54.8	54.3	51.0	48.7	42.6	38.8	31.4	18.5	14.1	13.6	8.6
	66	70	2	14	19.7	*47.8*	*47.0*	*47.4*	*45.5*	*45.1*	*45.8*	*43.7*	*33.3*	*30.4*	*24.5*	*17.1*	*13.1*	*12.6*	*8.0*
	71	75	1	0	45.8	39.8	37.3	37.6	36.3	35.9	40.5	38.7	24.0	21.9	17.7	15.8	12.1	11.6	7.4
	76	80	1	0	30.4	38.9	37.8	37.8	35.0	35.3	35.8	34.1	30.6	26.0	20.2	14.5	10.7	6.4	4.1
	81	85	6-7	0	28.1	44.9	35.6	33.3	33.6	28.9	28.4	24.1	28.9	23.1	18.6	14.0	10.0	8.7	8.7
	86	90	5-6	0	34.1	45.1	34.9	32.6	33.7	28.6	25.0	20.4	27.6	21.7	17.4	13.2	9.8	8.5	8.5
	91	95	5	0	25.2	39.6	35.0	32.7	30.9	26.2	23.0	18.8	24.4	19.1	15.4	11.6	8.6	7.5	7.5
Norway, Male																			
A	51	55	1	0	61.2	88.4	89.6	77.8	79.3	80.0	67.6	66.9	65.1	66.9	62.3	56.3	51.0	49.7	49.7
	56	60	1-3	0	47.1	72.2	73.2	71.8	73.2	73.9	66.9	66.3	64.5	50.3	46.8	42.3	38.3	37.3	37.3
	61	65	7-8	0	42.1	60.8	61.7	67.0	68.3	68.9	65.0	64.4	60.9	53.3	48.1	43.5	39.4	38.4	38.4
	66	70	5	0	41.3	59.7	60.5	63.6	64.7	65.4	63.9	63.3	61.5	58.3	49.5	44.7	40.5	39.5	39.5
	71	75	9	0	35.9	52.1	53.7	54.0	54.5	55.7	58.2	57.6	55.5	53.4	45.0	40.7	35.4	34.5	34.5
	76	80	10-11	0	31.5	47.0	50.1	50.7	49.8	49.8	50.8	50.3	48.8	46.5	42.3	37.9	33.2	31.5	30.8
TC	51	55	1	0	35.6	59.0	62.8	61.2	59.2	57.1	56.0	52.9	50.9	46.7	42.0	36.3	32.2	27.5	23.9
	56	60	0	15	*32.6*	*54.0*	*57.4*	*56.0*	*54.2*	*52.2*	*54.0*	*51.0*	*46.8*	*41.1*	*35.2*	*30.4*	*27.0*	*23.0*	*20.0*
	61	65	1-2	0	29.5	49.0	52.1	50.8	49.1	47.3	52.1	49.2	42.8	35.5	28.4	24.5	21.7	18.6	16.1
	66	70	0	15	*29.5*	*49.0*	*52.0*	*50.8*	*49.1*	*48.2*	*50.1*	*47.3*	*43.2*	*37.8*	*32.2*	*27.8*	*24.6*	*21.1*	*18.3*
	71	75	2	0	29.5	48.9	52.0	50.9	49.2	49.0	48.1	45.4	43.7	40.1	36.1	31.1	27.6	23.6	20.5
	76	80	0	15	*27.9*	*46.2*	*49.9*	*48.7*	*48.2*	*48.1*	*47.4*	*44.7*	*44.2*	*41.9*	*38.4*	*33.2*	*30.0*	*25.6*	*22.3*
A+TC	81	85	10	0	26.2	43.5	47.7	46.5	47.2	47.2	46.6	44.0	44.7	43.7	40.7	35.2	32.3	27.6	24.0
	86	90	10-14	0	23.6	42.9	46.4	45.7	45.6	45.5	45.0	42.3	42.2	41.7	39.6	34.1	29.1	24.7	21.4
	91	95	10	0	23.5	39.5	41.7	42.7	43.0	44.1	42.5	39.5	37.8	36.7	32.6	27.8	24.7	20.0	17.2
Norway, Female																			
A	51	55	1	0	24.5	38.5	34.3	36.3	32.4	27.5	20.2	16.5	14.1	8.7	7.0	5.3	3.9	3.4	3.4
	56	60	1-3	0	28.7	44.8	39.8	38.7	34.6	29.3	23.6	19.3	16.5	9.6	7.7	5.8	4.3	3.8	3.8
	61	65	7	0	28.6	45.0	40.0	40.8	36.4	30.9	25.3	20.7	17.0	10.4	8.0	6.0	4.4	3.9	3.9
	66	70	5	0	32.2	50.6	45.1	46.3	41.4	35.1	32.1	26.2	22.4	17.1	12.8	9.7	7.2	6.3	6.3
	71	75	8	0	34.9	54.8	49.5	46.6	42.8	37.4	38.1	31.1	25.8	20.1	13.7	10.4	7.4	6.5	6.5
	76	80	10-11	0	33.8	52.5	46.1	43.7	40.8	39.6	38.5	32.9	27.2	22.6	16.6	13.0	8.6	7.7	7.0
TC	51	55	1	0	26.5	41.7	37.1	34.7	30.9	26.2	23.0	18.8	16.1	12.6	10.1	7.7	5.7	5.0	5.0
	56	60	0	15	*27.9*	*43.9*	*39.0*	*36.5*	*32.5*	*27.6*	*24.2*	*19.8*	*15.2*	*12.0*	*9.6*	*7.3*	*5.4*	*4.7*	*4.7*
	61	65	1	0	29.3	46.2	41.0	38.3	34.2	29.0	25.4	20.8	14.4	11.3	9.1	6.9	5.1	4.4	4.4
	66	70	0	15	*35.7*	*56.1*	*49.9*	*46.5*	*41.6*	*35.2*	*30.9*	*25.3*	*20.0*	*15.6*	*12.6*	*9.5*	*7.1*	*6.1*	*6.1*
	71	75	1	0	42.0	66.0	58.8	54.8	49.0	41.5	36.4	29.8	25.5	20.0	16.1	12.1	9.0	7.8	7.8
	76	80	0	15	*36.4*	*56.6*	*52.4*	*50.6*	*45.4*	*40.7*	*37.5*	*33.4*	*28.2*	*23.2*	*16.5*	*13.6*	*9.7*	*8.9*	*7.1*
A+TC	81	85	10	0	30.7	47.1	45.9	46.3	41.8	39.9	38.6	36.9	30.9	26.4	16.9	15.1	10.4	9.9	6.3
	86	90	10	0	28.7	44.0	46.6	47.0	44.5	42.1	38.5	36.8	31.9	29.5	22.0	19.7	14.6	13.9	8.9
	91	95	10	0	25.5	38.8	43.2	43.6	42.3	41.9	38.9	37.1	32.9	29.4	22.9	20.5	14.3	13.6	8.7
Poland, Male																			
A+TC+MC	56	60	1	0	30.0	81.6	82.6	84.2	85.8	86.6	85.8	85.0	82.6	80.3	74.7	67.5	61.2	59.6	59.6
	61	65	0	15	*30.5*	*71.6*	*73.2*	*73.9*	*74.6*	*73.1*	*72.3*	*72.1*	*69.9*	*63.3*	*58.5*	*53.8*	*45.8*	*43.7*	*42.8*
	66	70	2	0	31.1	61.6	63.8	63.6	63.3	59.7	58.8	59.1	57.1	46.3	42.4	40.2	30.3	27.8	26.0
	71	75	6	0	41.6	70.4	75.0	73.6	71.1	69.8	68.5	64.9	62.4	56.7	51.0	44.1	39.0	33.4	29.0
	76	80	3	0	41.7	72.8	74.9	72.3	69.8	71.8	70.4	64.8	62.3	61.1	55.0	47.5	42.1	36.0	31.2
	81	85	10-12	0	41.6	65.0	67.6	69.6	65.9	64.2	62.8	59.0	54.2	51.3	46.2	39.3	34.8	30.5	26.5
	86	90	10-11	0	32.6	58.8	66.5	65.6	63.6	60.8	59.1	54.9	51.8	45.3	40.9	35.2	30.8	26.0	22.5
	91	95	10	0	32.3	53.3	56.5	62.5	61.0	59.2	56.2	52.6	47.5	41.5	37.9	32.2	27.1	22.0	18.9

n1 – number of surveys averaged within period, may vary between age groups
n2 – number of age groups based on inter-period interpolation only, these estimates are shown in italics
A – all products, TC – total cigarettes, MC – manufactured cigarettes

Table S1.8 (continued - prevalence)

Country Sex Product	Years		n1	n2	Age group														
					15-19	20-24	25-29	30-34	35-39	40-44	45-49	50-54	55-59	60-64	65-69	70-74	75-79	80-84	85+
Poland, Female																			
A+TC+MC	56	60	1	0	10.0	13.1	11.7	10.9	9.7	8.3	7.3	5.9	5.1	4.0	3.2	2.4	1.8	1.6	1.6
	61	65	0	15	*14.2*	*23.8*	*21.2*	*19.2*	*17.1*	*17.4*	*15.2*	*13.9*	*11.9*	*8.4*	*6.7*	*3.7*	*2.7*	*2.4*	*2.4*
	66	70	2	0	18.4	34.4	30.6	27.5	24.5	26.4	23.1	21.9	18.8	12.7	10.2	4.9	3.5	3.2	3.2
	71	75	5-6	0	25.5	39.8	36.3	32.9	29.4	27.0	23.6	19.7	16.8	12.3	9.9	7.5	5.6	4.9	4.9
	76	80	3	0	19.0	42.1	44.0	41.3	38.4	29.5	24.4	20.6	16.2	13.6	10.5	7.2	5.1	3.7	3.7
	81	85	10-12	0	17.7	35.1	40.7	42.7	37.3	32.0	24.0	22.6	19.2	14.0	10.7	7.0	4.8	2.9	2.9
	86	90	11	0	15.5	34.9	40.1	45.5	43.1	36.8	29.8	23.0	17.5	13.1	10.0	6.7	4.5	3.1	3.1
	91	95	10	0	14.6	30.9	34.9	41.0	38.9	39.1	31.7	24.3	18.5	13.5	10.3	6.9	4.7	3.2	3.2
Portugal, Male																			
A+TC+MC	71	75	1	0	31.1	51.7	55.0	53.6	51.8	50.0	49.1	46.3	44.5	40.9	36.8	31.8	28.2	24.1	20.9
	76	80	1-2	0	36.8	61.1	56.0	54.6	52.7	50.9	50.0	47.2	45.3	41.6	37.5	32.4	28.7	24.5	21.3
	81	85	4-7	0	28.3	49.0	49.8	48.6	47.0	45.3	44.5	42.0	40.4	37.0	33.3	28.8	25.5	21.8	19.0
	86	90	6-7	0	25.9	48.2	48.3	47.7	46.3	41.9	40.9	38.5	36.5	31.9	28.8	24.8	21.8	18.4	16.0
	91	95	7-8	0	21.5	41.5	46.9	47.6	43.8	40.7	35.9	32.8	27.6	23.6	21.0	18.5	14.8	12.2	10.5
Portugal, Female																			
A+TC+MC	71	75	1	0	10.8	17.0	15.1	14.1	12.6	10.7	9.3	7.6	6.5	5.1	4.1	3.1	2.3	2.0	2.0
	76	80	1-2	0	6.0	9.5	1.5	1.4	1.2	1.1	0.9	0.8	0.6	0.5	0.4	0.3	0.2	0.2	0.2
	81	85	4-7	0	11.5	19.8	14.9	13.9	12.4	10.5	9.2	7.6	6.5	5.1	4.1	3.1	2.3	1.9	1.9
	86	90	9-10	0	11.6	19.4	15.4	14.4	12.8	8.7	7.6	6.2	5.3	3.9	3.2	2.4	1.8	1.5	1.5
	91	95	7-8	0	12.8	20.9	20.3	19.2	16.0	12.4	8.8	6.8	4.9	3.9	3.1	2.4	1.9	1.1	1.1
Romania, Male																			
A+TC+MC	66	70	4	0	12.2	43.2	44.4	44.1	44.3	42.4	41.9	42.5	41.2	38.4	29.4	26.3	23.7	22.6	22.0
	71	75	2-5	0	27.6	45.8	48.7	47.5	45.8	45.0	43.7	42.4	39.2	34.6	29.5	25.5	22.5	19.3	16.7
	76	80	6-7	0	39.0	56.5	57.9	56.5	52.3	47.4	44.9	42.4	40.7	39.7	42.7	36.8	32.6	27.9	24.2
	81	85	1	0	21.2	35.1	37.3	36.4	35.1	33.9	33.3	31.4	30.2	27.7	25.0	21.6	19.1	16.3	14.2
	86	90	2-3	0	27.5	48.2	51.2	49.9	48.2	46.5	45.7	43.2	41.5	38.1	34.2	29.6	26.2	22.5	19.5
	91	95	1-4	0	37.8	51.0	55.8	57.2	55.8	53.9	51.1	47.4	42.8	37.3	34.0	29.0	24.4	19.8	17.0
Romania, Female																			
A+TC+MC	66	70	4	0	3.0	7.0	7.2	7.6	7.5	6.9	6.7	7.6	7.0	5.4	4.0	3.7	3.1	3.0	2.3
	71	75	2	0	2.2	4.7	5.1	5.4	6.1	6.4	7.4	6.3	7.4	5.8	5.4	5.4	5.4	5.4	5.4
	76	80	6	0	10.0	16.3	16.5	16.7	12.2	12.2	10.1	9.7	8.4	7.7	6.9	6.2	4.7	4.5	2.9
	81	85	1	0	5.5	8.4	8.5	8.6	8.3	8.2	7.7	7.3	6.4	5.9	4.7	4.2	3.2	3.1	2.0
	86	90	2-3	0	11.0	17.5	17.8	17.9	17.1	17.0	15.9	15.2	13.3	12.1	9.8	8.8	6.8	6.4	4.1
	91	95	1-4	0	25.3	20.1	20.1	20.3	19.4	19.3	16.7	16.0	14.0	12.7	10.3	9.2	7.1	6.8	4.3
Spain, Male																			
A+TC+MC	66	70	3	0	34.0	57.5	61.1	59.6	57.6	60.4	59.3	60.5	58.2	53.4	48.1	41.5	36.8	31.5	27.3
	71	75	0	15	*41.2*	*64.8*	*67.3*	*65.7*	*63.5*	*63.6*	*62.5*	*63.5*	*61.0*	*56.0*	*50.3*	*43.4*	*38.5*	*32.9*	*28.5*
	76	80	2	0	48.4	72.2	73.6	71.8	69.4	66.9	65.7	66.5	63.8	58.7	52.4	45.3	40.2	34.3	29.8
	81	85	7-8	0	38.0	63.1	66.2	63.1	61.6	59.5	58.4	55.1	51.8	47.6	44.0	38.0	33.7	28.7	25.0
	86	90	18	0	34.1	57.6	61.6	60.3	58.6	55.7	52.5	49.6	47.7	43.7	39.2	34.2	30.6	25.9	22.5
	91	95	9-14	0	32.3	52.6	57.8	59.0	56.6	57.2	53.0	47.6	43.3	35.6	29.9	27.1	23.0	18.7	16.1
Spain, Female																			
A+TC+MC	66	70	1	0	11.4	16.9	15.0	14.0	12.5	10.6	9.3	7.6	6.5	5.1	4.1	3.1	2.3	2.0	2.0
	71	75	0	15	*19.8*	*27.5*	*18.6*	*17.4*	*15.5*	*13.2*	*11.6*	*8.4*	*7.2*	*5.6*	*4.7*	*3.6*	*2.7*	*2.3*	*2.3*
	76	80	2	0	28.3	38.0	22.2	20.8	18.5	15.7	13.8	9.1	7.8	6.2	5.3	4.1	3.0	2.6	2.6
	81	85	7-8	0	24.6	38.8	31.7	25.2	19.2	16.3	13.6	11.1	9.1	7.2	6.3	4.8	3.5	3.0	3.0
	86	90	18	0	26.0	41.5	37.4	33.9	25.1	20.7	13.1	10.2	7.5	5.8	4.7	3.6	2.7	2.3	2.3
	91	95	9-14	0	33.2	48.2	45.8	43.1	36.5	28.3	17.7	14.3	11.0	7.3	5.1	4.0	3.1	2.7	2.7

n1 – number of surveys averaged within period, may vary between age groups
n2 – number of age groups based on inter-period interpolation only, these estimates are shown in italics
A – all products, TC – total cigarettes, MC – manufactured cigarettes

Table S1.8 (continued - prevalence)

Country Sex Product	Years		n1	n2	Age group														
					15-19	20-24	25-29	30-34	35-39	40-44	45-49	50-54	55-59	60-64	65-69	70-74	75-79	80-84	85+
Sweden, Male																			
A	46	50	1	0	29.6	50.1	50.7	51.7	52.7	53.2	52.7	52.2	50.7	49.3	45.9	41.5	37.6	36.6	36.6
	51	55	0	15	*32.1*	*52.9*	*53.3*	*54.3*	*54.3*	*54.8*	*54.3*	*52.9*	*51.4*	*50.0*	*46.5*	*37.4*	*33.9*	*33.0*	*33.0*
	56	60	0	15	*34.6*	*55.8*	*55.9*	*56.9*	*55.9*	*56.4*	*55.9*	*53.7*	*52.1*	*50.7*	*47.1*	*33.3*	*30.1*	*29.4*	*29.4*
	61	65	2	0	37.1	58.7	58.4	59.6	57.5	58.0	57.5	54.4	52.8	51.3	47.8	29.1	26.4	25.8	25.8
	66	70	1	0	38.7	55.8	56.6	57.7	58.8	59.4	58.8	58.3	56.6	55.0	51.2	46.3	41.9	40.8	40.8
	71	75	6	0	38.7	55.9	56.7	57.7	58.9	59.4	58.9	58.3	56.7	55.0	51.2	46.3	42.0	40.9	40.9
	76	80	17-19	0	29.2	42.9	45.5	46.0	46.0	46.2	45.7	45.0	43.6	42.0	39.0	32.7	29.1	27.8	27.3
TC+MC	61	65	2	0	29.8	56.5	51.7	50.4	47.9	46.2	45.5	40.8	39.2	36.0	32.3	19.5	17.2	14.8	12.8
	66	70	3	0	26.3	43.6	46.3	45.2	43.6	42.1	41.4	37.7	36.2	32.7	29.4	16.5	14.6	12.5	10.8
	71	75	7-8	0	28.8	43.9	46.5	43.5	42.1	40.1	40.8	38.5	37.1	34.2	30.8	18.1	16.1	13.8	11.9
	76	80	8	0	21.0	33.5	35.6	37.5	36.3	35.0	34.3	30.6	29.4	27.0	24.3	18.8	16.7	14.3	12.4
A+TC+MC	81	85	24-26	0	18.5	30.3	36.7	36.7	37.4	36.1	36.2	33.8	31.5	28.9	26.3	23.6	22.4	19.2	16.1
	86	90	12-16	0	13.9	21.3	29.9	29.5	31.9	30.8	32.5	30.6	31.0	28.1	25.4	21.9	19.9	16.8	14.4
	91	95	7-12	0	14.9	16.6	22.3	22.9	26.4	24.3	30.2	28.1	26.8	23.4	21.8	18.5	15.3	12.4	11.5
Sweden, Female																			
A	46	50	1	0	7.7	14.4	12.8	12.0	10.7	9.1	7.9	6.5	5.6	4.4	3.5	2.6	2.0	1.7	1.7
	51	55	0	15	*14.1*	*25.1*	*21.5*	*20.1*	*18.6*	*15.8*	*13.8*	*10.2*	*8.7*	*6.9*	*5.5*	*2.9*	*2.2*	*1.9*	*1.9*
	56	60	0	15	*20.6*	*35.8*	*30.3*	*28.3*	*26.5*	*22.5*	*19.7*	*13.8*	*11.8*	*9.3*	*7.4*	*3.3*	*2.5*	*2.1*	*2.1*
	61	65	2	0	27.1	46.6	39.0	36.4	34.4	29.2	25.6	17.5	14.9	11.8	9.4	3.6	2.7	2.3	2.3
	66	70	2	0	38.0	59.8	53.2	49.7	44.3	42.1	37.6	31.2	30.1	18.5	14.9	11.2	8.3	7.2	7.2
	71	75	6	0	39.4	62.0	55.2	51.5	46.0	39.0	34.2	27.9	23.9	18.8	15.1	11.4	8.4	7.4	7.4
	76	80	17-19	0	34.5	54.6	49.0	46.2	41.4	36.0	31.6	26.6	23.0	18.6	14.8	9.2	6.4	5.6	5.4
TC+MC	61	65	2	0	27.0	46.5	38.8	36.2	34.2	29.0	25.4	17.2	14.8	11.6	9.3	3.6	2.7	2.3	2.3
	66	70	3	0	33.3	52.3	46.5	43.4	38.8	32.9	28.8	22.6	19.4	14.0	11.2	4.9	3.6	3.1	3.1
	71	75	7-8	0	36.4	54.8	48.6	44.4	39.7	34.4	31.0	25.6	21.9	16.7	13.4	6.8	5.0	4.4	4.4
	76	80	8	0	30.6	47.4	43.3	41.5	37.6	33.0	29.5	26.7	23.0	18.7	15.1	6.1	4.6	4.1	3.7
A+TC+MC	81	85	24-26	0	25.4	38.6	41.1	40.3	36.3	36.0	33.6	31.6	24.8	22.6	17.0	11.3	7.4	7.1	4.4
	86	90	12-13	0	21.7	31.5	34.6	34.9	34.5	34.2	29.5	28.1	22.2	20.3	15.2	13.6	8.3	7.9	4.5
	91	95	7-12	0	20.3	23.9	28.9	29.2	31.9	29.9	30.9	29.5	25.1	22.9	16.5	14.8	8.2	7.9	4.1
Switzerland, Male																			
A	56	60	1	0	31.1	51.3	52.0	58.6	59.7	60.3	62.7	62.1	60.3	53.2	49.6	44.8	40.6	39.5	39.5
	61	65	0	15	*32.6*	*51.6*	*53.4*	*58.1*	*58.3*	*58.8*	*60.3*	*59.7*	*57.9*	*52.3*	*48.8*	*44.0*	*36.9*	*36.0*	*36.0*
	66	70	0	15	*34.1*	*52.0*	*54.7*	*57.6*	*56.8*	*57.4*	*57.8*	*57.3*	*55.4*	*51.4*	*47.9*	*43.3*	*33.3*	*32.4*	*32.4*
	71	75	3-4	0	35.5	52.3	56.1	57.1	55.4	55.9	55.4	54.9	53.0	50.5	47.1	42.5	29.6	28.9	28.9
	76	80	6	0	34.6	50.8	49.3	50.2	49.5	49.9	49.5	49.4	48.0	41.9	37.0	34.8	30.8	30.0	30.0
	81	85	4-5	0	32.1	46.5	50.5	51.5	47.8	48.2	46.9	46.5	40.2	38.1	35.4	32.0	28.5	27.8	27.8
	86	90	6	0	27.7	40.9	46.1	46.6	42.1	42.1	40.6	39.9	38.1	33.5	30.3	27.2	22.4	21.3	20.9
	91	95	5	0	25.6	41.8	45.1	44.3	43.3	41.9	41.1	37.5	36.1	32.1	28.9	25.0	22.1	18.9	16.4
TC+MC	56	60	1	0	24.5	43.6	46.3	38.5	37.2	35.9	19.5	18.4	17.7	5.1	4.6	4.0	3.5	3.0	2.6
	61	65	0	15	*24.0*	*42.3*	*46.1*	*40.5*	*39.0*	*37.6*	*26.4*	*25.0*	*24.7*	*15.2*	*13.7*	*11.9*	*10.5*	*9.0*	*7.8*
	66	70	0	15	*23.5*	*41.0*	*45.9*	*42.6*	*40.8*	*39.3*	*33.4*	*31.5*	*31.6*	*25.3*	*22.8*	*19.7*	*17.4*	*14.9*	*12.9*
	71	75	2-3	0	23.0	39.8	45.7	44.6	42.5	41.1	40.3	38.1	38.6	35.5	31.9	27.5	24.4	20.9	18.1
	76	80	2-3	0	28.4	37.8	39.3	38.3	35.8	34.6	34.0	32.0	30.7	28.2	27.5	23.7	21.0	18.0	15.6
	81	85	5	0	27.2	43.2	45.5	45.1	39.1	37.2	36.2	33.6	27.8	25.5	23.0	21.1	19.8	16.9	14.7
	86	90	2	0	22.7	37.7	40.0	39.0	36.2	34.8	31.6	29.8	30.4	27.9	19.8	17.1	15.1	13.0	11.3

n1 – number of surveys averaged within period, may vary between age groups
n2 – number of age groups based on inter-period interpolation only, these estimates are shown in italics
A – all products, TC – total cigarettes, MC – manufactured cigarettes

Table S1.8 (continued - prevalence)

Country Sex Product	Years		n1	n2	Age group														
					15-19	20-24	25-29	30-34	35-39	40-44	45-49	50-54	55-59	60-64	65-69	70-74	75-79	80-84	85+
Switzerland, Female																			
A	71	75	3	0	33.5	53.0	45.7	42.6	39.0	33.1	29.0	23.7	21.0	15.0	12.1	9.2	9.1	7.9	7.9
	76	80	6	0	32.3	48.8	38.8	36.2	34.2	29.0	26.1	20.9	17.9	14.0	12.4	11.0	8.9	7.8	7.8
	81	85	4-5	0	31.5	49.6	43.6	40.7	37.0	31.3	27.8	22.7	17.7	14.1	11.4	8.6	8.7	7.6	7.6
	86	90	6	0	26.5	41.4	43.3	41.0	35.0	30.5	28.0	23.6	19.9	14.3	11.5	9.0	9.7	8.6	7.9
	91	95	5	0	22.2	35.9	36.7	36.9	32.9	31.2	29.3	26.4	23.1	17.3	14.0	12.5	11.4	10.9	6.9
TC+MC	71	75	2	0	32.7	53.6	47.7	44.6	32.0	27.2	23.8	19.5	19.0	14.9	12.0	9.1	10.7	9.3	9.3
	76	80	2-3	0	32.3	43.2	38.2	35.7	30.1	25.5	22.4	16.6	14.2	11.1	12.5	9.4	6.9	6.1	6.1
	81	85	5	0	28.2	44.2	40.0	36.8	31.7	26.9	23.0	18.9	15.5	12.3	9.9	7.2	7.5	6.5	6.5
	86	90	2	0	27.5	43.3	38.5	35.9	34.2	29.0	26.5	21.7	17.8	14.0	11.4	8.6	6.4	5.6	5.6
United Kingdom, Male																			
A	26	30	1	0	60.9	91.1	92.4	94.1	95.9	96.8	95.9	95.0	92.4	89.7	83.5	75.5	68.4	66.6	66.6
	31	35	0	15	*60.9*	*91.1*	*92.4*	*94.1*	*95.9*	*96.8*	*95.9*	*95.0*	*92.4*	*89.7*	*83.5*	*75.5*	*68.4*	*66.6*	*66.6*
	36	40	1	0	60.9	91.1	92.4	94.1	95.9	96.8	95.9	95.0	92.4	89.7	83.5	75.5	68.4	66.6	66.6
	41	45	0	15	*56.1*	*83.6*	*86.5*	*88.1*	*89.7*	*90.5*	*89.7*	*88.8*	*86.4*	*90.3*	*84.1*	*76.0*	*68.8*	*67.1*	*67.1*
	46	50	3	0	51.3	76.0	80.6	82.1	83.4	84.2	83.4	82.6	80.3	90.9	84.6	76.5	69.3	67.5	67.5
	51	55	5	0	45.2	66.8	76.1	77.5	79.8	80.6	79.8	79.1	76.9	88.5	82.3	74.5	67.5	65.7	65.7
	56	60	5	0	53.7	66.6	71.7	73.1	77.5	78.2	77.5	76.8	74.6	83.6	77.8	70.3	63.7	62.1	62.1
	61	65	6	0	53.0	68.3	66.6	67.8	72.8	73.5	72.8	72.1	70.1	74.2	69.0	62.4	56.5	55.1	55.1
	66	70	5	0	50.8	66.4	67.6	68.9	72.3	73.0	72.3	71.6	69.6	74.7	69.5	62.8	57.0	55.5	55.5
	71	75	6	0	46.1	63.9	62.9	64.2	67.0	67.7	67.0	67.7	65.8	68.8	64.8	58.6	53.1	51.7	51.7
	76	80	5	0	39.0	56.8	57.2	58.3	59.2	59.8	59.2	61.8	60.1	58.4	56.0	50.6	45.9	44.7	44.7
	81	85	6	0	32.9	48.1	48.2	49.1	50.8	51.3	50.1	50.2	48.9	47.5	45.2	40.9	37.0	36.0	36.0
	86	90	3	0	32.1	46.6	43.9	44.7	54.7	55.2	52.5	49.2	48.7	47.2	43.1	39.0	35.3	34.4	34.4
	91	95	2	0	26.5	43.0	42.0	41.0	38.2	36.8	39.5	37.3	32.8	30.1	29.4	25.4	23.2	19.8	17.2
TC	56	60	1	0	44.8														
	61	65	1	0	51.6	68.5	68.9	67.2	64.9	62.7	61.5	58.1	55.8	51.3	46.1	39.9	35.3	30.2	26.2
	66	70	0	15	*45.3*	*61.0*	*62.8*	*61.2*	*60.8*	*58.7*	*57.6*	*56.3*	*54.1*	*52.1*	*46.9*	*40.6*	*35.9*	*30.7*	*26.6*
	71	75	2	0	39.0	53.5	56.6	55.2	56.7	54.7	53.7	54.5	52.3	52.9	47.7	41.2	36.4	31.2	27.0
	76	80	3	0	32.9	45.3	48.3	47.1	49.1	47.4	46.5	49.0	47.0	44.7	40.2	34.8	30.8	26.3	22.9
	81	85	3	0	25.4	38.2	38.9	37.9	39.4	38.1	36.6	37.9	37.9	35.4	31.8	27.5	24.3	20.8	18.1
	86	90	4	0	25.8	38.4	37.8	36.8	41.5	40.1	40.3	37.6	35.8	35.0	31.4	27.1	24.1	20.6	17.9
	91	95	7	0	26.1	41.1	35.6	34.7	32.7	31.5	31.0	29.0	26.7	24.2	23.1	20.0	14.9	12.7	11.0
MC	46	50	3	0	50.3	71.7	72.0	72.7	73.7	71.2	68.3	63.7	58.8	45.1	41.0	35.0	30.0	24.8	21.4
	51	55	5	0	44.1	62.6	68.3	66.6	68.0	65.6	64.4	60.8	58.4	48.1	43.3	37.4	33.2	28.3	24.6
	56	60	5	0	52.4	63.6	66.2	64.6	67.9	65.5	64.3	60.8	58.4	53.1	47.8	41.3	36.6	31.3	27.1
	61	65	5	0	51.4	63.6	58.7	57.3	61.6	59.4	58.4	55.1	53.0	51.5	46.3	40.1	35.5	30.3	26.3
	66	70	5	0	49.1	60.0	59.1	57.7	59.5	57.4	56.4	53.2	51.1	52.2	47.0	40.6	35.9	30.7	26.7
	71	75	6	0	43.6	57.9	52.1	50.8	52.7	50.8	49.9	48.5	46.6	47.7	43.4	37.5	33.2	28.4	24.6
	76	80	5	0	33.9	55.6	46.8	45.6	44.9	43.3	42.5	44.1	42.4	39.0	34.9	30.1	26.7	22.8	19.8
	81	85	5	0	29.4	48.4	40.1	39.1	37.8	36.5	35.8	34.8	33.4	30.7	29.3	25.3	22.5	19.2	16.7
	86	90	2	0	29.8	49.3	37.4	36.5	36.0	34.7	34.1	31.7	30.4	27.9	24.0	20.7	18.3	15.7	13.6

n1 – number of surveys averaged within period, may vary between age groups
n2 – number of age groups based on inter-period interpolation only, these estimates are shown in italics
A – all products, TC – total cigarettes, MC – manufactured cigarettes

Table S1.8 (continued - prevalence)

Country Sex Product	Years		n1	n2	Age group 15-19	20-24	25-29	30-34	35-39	40-44	45-49	50-54	55-59	60-64	65-69	70-74	75-79	80-84	85+
United Kingdom, Female																			
A	26	30	1	0	12.0	17.8	18.1	18.2	17.5	17.3	16.3	15.6	13.6	12.4	10.0	9.0	6.9	6.6	4.2
	31	35	0	15	*17.9*	*28.5*	*29.0*	*29.1*	*28.0*	*27.8*	*26.1*	*24.9*	*21.8*	*19.8*	*16.0*	*14.4*	*11.0*	*10.6*	*6.7*
	36	40	1	0	23.9	39.2	39.8	40.1	38.5	38.2	35.9	34.2	29.9	27.3	22.0	19.7	15.1	14.5	9.2
	41	45	0	15	*25.4*	*40.5*	*41.5*	*43.6*	*41.5*	*41.1*	*38.6*	*35.6*	*31.1*	*28.3*	*22.8*	*20.4*	*15.6*	*15.0*	*9.5*
	46	50	0	15	*27.0*	*41.9*	*43.2*	*47.0*	*44.4*	*44.1*	*41.4*	*37.0*	*32.4*	*29.2*	*23.6*	*21.1*	*16.2*	*15.5*	*9.9*
	51	55	0	15	*28.5*	*43.2*	*44.8*	*50.5*	*47.3*	*47.0*	*44.1*	*38.4*	*33.7*	*30.2*	*24.4*	*21.8*	*16.8*	*16.0*	*10.2*
	56	60	2	0	30.0	44.5	46.5	54.0	50.3	49.9	46.8	39.8	34.9	31.2	25.2	22.5	17.3	16.5	10.5
	61	65	4	0	37.0	50.2	49.0	49.5	53.3	52.9	49.8	45.2	39.6	31.2	25.2	22.6	17.3	16.5	10.6
	66	70	1	0	40.8	53.0	47.8	48.2	55.5	55.0	51.7	51.3	44.9	31.5	25.5	22.8	17.5	16.7	10.6
	71	75	6	0	41.6	52.3	49.5	49.9	53.6	53.1	49.9	50.9	44.5	35.4	27.9	25.0	19.2	18.3	11.7
	76	80	5	0	34.8	53.8	46.6	47.0	47.6	47.2	44.4	49.9	43.7	39.8	26.7	23.9	18.3	17.5	11.2
	81	85	6	0	29.9	44.8	40.5	40.9	40.3	39.9	37.5	42.7	38.9	35.5	25.6	23.0	17.6	16.8	10.7
	86	90	3	0	32.1	48.5	42.6	42.9	46.1	45.7	41.8	43.1	38.3	34.9	27.0	24.2	18.5	17.8	11.3
	91	95	2	0	27.6	40.4	32.4	32.6	28.1	27.9	30.6	29.2	25.6	23.3	20.0	18.0	12.1	11.6	7.3
TC	56	60	1	0	10.8														
	61	65	1	0	35.8	46.7	45.6	45.9	44.1	43.7	41.0	39.2	34.3	31.3	25.2	22.6	17.3	16.6	10.5
	66	70	0	15	*35.6*	*46.3*	*46.4*	*46.8*	*46.9*	*46.6*	*43.7*	*44.8*	*39.2*	*32.6*	*26.2*	*23.5*	*18.0*	*17.2*	*11.0*
	71	75	2	0	35.4	46.0	47.3	47.7	49.8	49.4	46.5	50.4	44.2	33.8	27.3	24.5	18.8	17.9	11.4
	76	80	3	0	31.1	42.7	42.8	43.2	44.8	44.4	41.8	47.0	41.1	32.4	26.2	23.4	18.0	17.2	10.9
	81	85	3	0	28.0	37.6	36.7	37.1	37.1	36.7	33.9	38.0	36.7	32.0	25.8	23.1	17.7	16.9	10.8
	86	90	4	0	29.8	40.7	38.3	38.6	40.3	40.0	37.0	38.2	33.8	31.8	25.7	23.0	17.7	16.9	10.7
	91	95	7	0	26.8	39.1	33.5	33.7	29.6	29.4	31.1	30.5	26.0	24.3	19.6	17.5	14.3	13.7	8.7
MC	46	50	3	0	33.9	51.7	53.1	53.5	43.9	43.5	40.9	39.1	34.1	30.0	24.2	21.7	16.6	15.9	10.1
	51	55	5	0	25.4	42.4	50.4	50.8	43.3	43.0	40.4	38.5	33.7	27.6	22.3	20.0	15.3	14.6	9.3
	56	60	5	0	33.3	45.8	52.4	52.8	50.2	49.8	46.8	44.6	39.1	30.4	24.6	22.0	16.9	16.1	10.3
	61	65	5	0	37.6	50.4	49.6	50.0	54.0	53.6	50.3	48.0	42.0	30.3	24.5	21.9	16.8	16.1	10.2
	66	70	5	0	42.8	53.0	49.8	50.2	55.4	55.0	51.6	49.3	43.1	33.4	27.0	24.1	18.5	17.7	11.3
	71	75	6	0	41.5	52.2	49.3	49.7	54.0	53.5	50.3	49.0	42.8	35.0	27.3	24.5	18.8	17.9	11.4
	76	80	5	0	34.5	53.4	45.8	46.2	47.2	46.8	44.0	49.0	42.9	39.1	26.2	23.5	18.0	17.2	10.9
	81	85	5	0	30.6	45.8	40.0	40.4	40.6	40.2	37.8	44.1	38.6	35.2	24.7	22.1	17.0	16.2	10.3
	86	90	2	0	31.6	47.6	37.4	37.7	39.4	39.0	36.7	38.8	34.0	31.0	23.3	20.9	16.0	15.4	9.7
USA, Male																			
A	46	50	1	0	30.0	77.5	78.5	78.3	79.7	82.4	81.6	71.9	69.9	67.1	62.4	47.5	43.1	41.9	41.9
	51	55	0	15	*37.2*	*70.9*	*71.8*	*72.4*	*73.7*	*73.9*	*73.2*	*66.8*	*64.9*	*60.4*	*56.2*	*45.4*	*41.2*	*37.5*	*37.5*
	56	60	2	0	44.5	64.3	65.2	66.4	67.7	65.3	64.8	61.7	59.9	53.7	50.0	43.3	39.2	33.1	33.1
	61	65	0	15	*38.7*	*56.9*	*59.6*	*60.1*	*61.4*	*59.2*	*57.9*	*55.0*	*52.7*	*47.5*	*42.8*	*37.1*	*33.4*	*28.3*	*27.5*
	66	70	0	15	*33.0*	*49.5*	*54.1*	*53.7*	*55.1*	*53.2*	*51.0*	*48.3*	*45.5*	*41.4*	*35.7*	*30.9*	*27.6*	*23.5*	*21.8*
TC+MC	31	35	1	0	30.0	62.4	66.1	67.8	66.1	48.1	45.7	42.4	38.3	33.3	30.5	25.9	21.8	17.7	15.2
	36	40	0	15	*28.5*	*57.1*	*60.5*	*62.0*	*60.5*	*50.6*	*48.1*	*44.6*	*40.2*	*35.0*	*32.0*	*27.2*	*22.9*	*18.6*	*16.0*
	41	45	1	0	27.1	51.8	54.9	56.2	54.9	53.1	50.4	46.7	42.2	36.7	33.6	28.6	24.0	19.5	16.8
	46	50	2	0	29.5	61.7	65.4	62.6	61.1	61.2	58.1	53.1	47.9	39.0	35.6	22.5	18.9	15.3	13.2
	51	55	2	0	28.6	54.6	62.7	61.1	61.3	59.2	57.3	54.2	45.2	41.6	27.2	23.5	20.8	17.8	15.4
	56	60	2-5	0	39.1	58.0	61.7	60.1	58.3	56.2	54.8	50.8	47.1	38.3	33.0	24.5	19.7	12.2	8.9
	61	65	2	0	29.1	60.6	61.2	59.6	60.2	58.1	56.0	52.8	50.9	46.7	37.9	32.8	27.0	23.1	20.1
	66	70	7-13	0	27.8	51.0	56.3	54.9	54.8	52.8	51.2	48.4	45.8	42.1	30.8	26.6	23.5	20.1	17.5
A+TC+MC	71	75	2-9	0	27.3	42.1	48.6	47.3	48.8	47.1	44.1	41.7	38.3	35.2	28.5	24.7	21.9	18.7	16.2
	76	80	7-13	0	24.4	38.7	43.4	42.3	46.8	45.2	42.1	39.7	38.5	35.4	26.3	22.8	20.1	17.2	14.9
	81	85	6-8	0	21.0	35.3	38.8	38.6	38.0	37.1	36.3	34.3	32.8	29.2	24.9	20.7	18.0	15.2	13.0
	86	90	4-8	0	21.0	28.6	35.4	35.0	35.3	34.0	34.0	32.0	30.3	27.5	20.5	17.6	12.9	10.9	9.4
	91	95	8-16	0	24.2	33.4	32.5	33.6	33.3	32.3	32.3	30.2	27.2	23.6	19.4	16.0	13.0	10.6	9.1

n1 – number of surveys averaged within period, may vary between age groups
n2 – number of age groups based on inter-period interpolation only, these estimates are shown in italics
A – all products, TC – total cigarettes, MC – manufactured cigarettes

Table S1.8 (continued - prevalence)

Country Sex Product	Years		n1	n2	Age group														
					15-19	20-24	25-29	30-34	35-39	40-44	45-49	50-54	55-59	60-64	65-69	70-74	75-79	80-84	85+
USA, Female																			
A	46	50	1	0	15.0	37.5	42.4	43.1	40.9	28.6	23.1	18.0	13.7	13.5	10.3	3.9	2.6	1.8	1.8
	51	55	0	15	*15.7*	*37.0*	*41.9*	*43.2*	*41.0*	*35.2*	*28.5*	*24.1*	*18.4*	*14.3*	*10.9*	*6.3*	*4.2*	*2.4*	*2.4*
	56	60	2	0	16.4	36.5	41.3	43.3	41.0	41.8	33.8	30.3	23.0	15.1	11.5	8.8	5.9	3.1	3.1
	61	65	0	15	*19.4*	*36.6*	*40.0*	*41.4*	*39.9*	*40.3*	*34.4*	*31.5*	*25.1*	*18.9*	*12.2*	*9.9*	*7.0*	*5.0*	*3.9*
	66	70	0	15	*22.4*	*36.8*	*38.7*	*39.6*	*38.7*	*38.7*	*34.9*	*32.7*	*27.1*	*22.7*	*12.9*	*11.0*	*8.2*	*7.0*	*4.8*
TC+MC	31	35	1	0	10.0	23.7	26.8	28.1	26.6	14.8	11.9	10.0	7.6	6.0	4.6	3.0	2.1	1.4	1.4
	36	40	0	15	*12.7*	*32.9*	*37.2*	*39.0*	*36.9*	*29.5*	*23.8*	*20.0*	*15.2*	*11.9*	*9.1*	*6.1*	*4.1*	*2.8*	*2.8*
	41	45	1	0	15.4	42.0	47.6	49.9	47.2	44.3	35.8	30.0	22.8	17.9	13.7	9.1	6.2	4.2	4.2
	46	50	2	0	14.9	38.2	43.2	44.7	42.3	34.8	28.2	22.9	17.4	15.1	11.5	6.2	4.1	2.8	2.8
	51	55	2	0	13.9	35.4	35.9	37.7	34.4	32.2	25.8	21.5	13.3	10.4	5.8	3.8	2.6	1.8	1.8
	56	60	2-5	0	27.5	36.5	41.2	43.2	41.2	40.4	34.9	29.7	22.0	14.8	10.9	7.8	5.4	3.0	2.3
	61	65	2	0	19.0	41.0	41.3	43.3	42.7	40.0	39.7	33.2	25.5	20.0	13.0	8.6	5.7	3.8	3.8
	66	70	7-13	0	18.1	38.6	41.1	42.7	40.6	38.6	39.6	34.3	25.5	21.0	13.8	10.3	7.3	5.9	4.8
A+TC+MC	71	75	2-10	0	25.3	36.9	37.4	37.7	37.5	37.2	35.5	33.8	29.1	26.5	13.6	12.1	9.4	8.9	5.6
	76	80	7-13	0	27.7	33.9	35.3	35.6	38.6	38.3	36.1	34.5	31.0	28.3	18.6	16.6	12.8	12.2	7.8
	81	85	6-8	0	20.9	31.6	31.3	31.5	30.7	30.7	30.5	29.2	25.8	23.5	17.6	14.5	10.9	10.0	6.3
	86	90	4-8	0	19.9	25.8	29.4	29.6	28.5	28.4	29.8	28.4	24.9	22.7	16.5	14.8	9.2	8.8	5.6
	91	95	8-16	0	22.9	28.1	28.4	28.9	28.3	28.0	27.2	26.2	22.9	20.9	15.8	13.8	10.3	9.9	6.3
USSR (combined), Male																			
A+TC+MC	71	75	2-3	0	31.9	62.5	66.4	66.1	63.9	55.4	53.0	48.7	46.8	45.1	40.6	31.3	27.7	23.7	20.5
	76	80	2-6	0	34.1	61.1	64.9	60.0	57.9	50.7	48.8	47.4	44.1	41.7	37.5	32.5	28.8	24.5	21.3
	81	85	14-27	0	32.4	58.7	61.6	59.9	56.2	53.3	51.2	48.5	44.7	41.2	37.1	32.0	28.4	24.3	21.1
	86	90	8-9	0	39.4	60.5	64.8	62.9	61.1	58.7	56.9	52.6	48.7	42.5	38.3	34.5	30.5	25.9	22.5
	91	95	23-29	0	37.7	60.4	64.3	65.1	62.7	60.7	58.2	54.4	49.1	42.8	38.1	32.4	26.5	22.0	18.9
USSR (combined), Female																			
A+TC+MC	71	75	2	0	7.1	13.9	14.1	15.4	14.8	9.7	9.1	8.3	7.2	10.0	8.1	6.6	4.9	4.8	3.0
	76	80	2-3	0	12.7	17.8	18.0	20.8	19.9	14.9	14.0	14.2	12.4	11.3	9.1	8.1	6.3	6.0	3.8
	81	85	14-27	0	9.5	15.3	12.7	12.5	11.0	9.1	7.0	5.8	5.5	4.3	3.5	2.6	1.9	1.7	1.7
	86	90	8-11	0	8.9	14.2	11.2	11.6	11.0	9.4	7.5	5.7	5.2	4.1	3.3	2.4	1.7	1.5	1.5
	91	95	23-27	0	15.5	21.9	20.4	20.0	17.4	15.3	13.2	10.8	8.3	6.5	5.1	3.8	2.7	2.3	2.3
Yugoslavia, Male																			
A+TC+MC	56	60	2	0						55.7	56.8	64.7	57.9						
	61	65	2-5	0	43.1	62.2	63.1	64.3	65.5	58.6	57.6	57.2	52.6	61.3	57.1	51.6	46.7	45.5	45.5
	66	70	3-4	0	32.2	44.0	56.3	56.4	64.4	64.1	66.6	65.1	65.6	62.7	47.6	42.4	38.2	35.8	34.5
	71	75	1-4	0	41.3	53.9	57.3	58.9	56.9	57.2	56.2	53.8	51.7	50.7	45.2	39.0	34.6	29.5	25.6
	76	80	1	12	35.6	*59.3*	70.8	69.0	*58.6*	*57.7*	*54.8*	*52.1*	*48.8*	*46.4*	*41.6*	*35.9*	*31.8*	*27.1*	*23.5*
	81	85	4-7	0	30.0	64.7	68.8	67.1	60.2	58.1	53.3	50.3	45.8	42.1	37.9	32.7	29.0	24.8	21.5
	86	90	2-9	0	32.7	50.6	55.9	55.4	51.5	48.9	48.0	45.3	43.6	40.0	36.0	31.1	27.5	23.5	20.5
	91	95	2-4	0	24.6	44.6	47.2	48.5	47.2	45.7	43.3	40.2	36.3	31.6	28.9	24.6	20.7	16.8	14.4
Yugoslavia, Female																			
A+TC+MC	66	70	3-4	0	6.4	7.3	10.3	10.9	14.5	14.7	20.2	20.7	21.3	20.6	14.7	14.2	13.9	13.8	13.8
	71	75	1-3	0	21.9	11.6	13.1	11.4	10.8	14.9	12.1	10.7	8.1	5.3	7.0	4.7	3.2	2.2	2.2
	76	80	1	12	6.8	*27.6*	47.0	49.2	*26.6*	*27.3*	*20.7*	*17.6*	*14.7*	*11.0*	*9.9*	*6.6*	*4.5*	*3.1*	*3.1*
	81	85	3-6	0	20.1	43.6	49.3	51.7	42.4	39.8	29.3	24.5	21.3	16.7	12.8	8.5	5.8	4.0	4.0
	86	90	2-9	0	24.9	27.5	37.3	35.4	30.9	29.0	23.5	19.6	14.9	11.7	8.9	5.9	4.1	2.8	2.8
	91	95	2-4	0	15.4	34.1	38.6	40.4	38.3	36.0	29.0	24.3	18.5	14.5	11.1	7.4	5.0	3.5	3.5

n1 – number of surveys averaged within period, may vary between age groups
n2 – number of age groups based on inter-period interpolation only, these estimates are shown in italics
A – all products, TC – total cigarettes, MC – manufactured cigarettes

Table S1.9 Estimated cigarettes per person per day by standard age groups and 5-year periods

Country Sex Product	Years	n1	n2	Age group														
				15-19	20-24	25-29	30-34	35-39	40-44	45-49	50-54	55-59	60-64	65-69	70-74	75-79	80-84	85+
Australia, Male																		
TC	71 75	5	0	7.5	14.1	13.6	14.6	14.4	14.4	14.2	13.6	12.1	10.3	8.8	7.7	5.8	4.0	3.3
	76 80	6	0	6.8	12.6	12.4	12.1	13.0	13.8	13.1	12.6	10.7	8.4	7.3	6.6	5.0	3.5	2.8
	81 85	5-7	0	4.6	9.9	10.7	11.3	10.5	10.1	10.1	9.6	9.3	7.7	6.6	5.3	3.9	2.8	2.2
	86 90	1-3	0	3.5	8.4	10.5	9.3	9.8	10.0	12.5	11.1	7.1	5.6	5.8	2.8	2.1	1.5	1.2
	91 95	3-4	0	3.9	8.2	8.7	9.3	9.2	9.3	8.9	8.4	7.5	6.5	5.6	4.4	3.3	2.3	1.9
MC	76 80	1	0	6.3	11.3	13.7	14.5	14.4	14.4	13.3	12.5	11.3	9.7	5.3	4.2	3.1	2.2	1.8
	81 85	0	15	*5.4*	*10.4*	*11.9*	*12.6*	*12.4*	*12.4*	*11.7*	*11.0*	*9.7*	*8.3*	*5.3*	*4.2*	*2.9*	*2.0*	*1.7*
	86 90	2	0	4.6	9.4	10.1	10.7	10.5	10.5	10.1	9.5	8.1	6.9	5.2	4.2	2.7	1.9	1.5
Australia, Female																		
TC	71 75	5	0	5.1	8.6	8.5	8.3	8.3	8.4	8.6	8.3	6.9	5.1	3.8	2.9	2.0	1.4	1.1
	76 80	6	0	5.4	9.0	8.2	8.7	7.8	7.9	7.3	7.5	6.2	5.5	4.2	2.9	2.2	1.4	0.9
	81 85	5-7	0	5.1	9.7	9.3	8.6	7.5	7.0	6.1	5.2	5.0	3.5	2.9	2.1	1.7	0.9	0.2
	86 90	1-3	0	3.4	7.8	8.9	6.9	8.0	6.2	8.7	7.8	8.0	4.9	4.0	3.2	2.5	1.3	0.3
	91 95	3-4	0	4.4	9.5	9.1	8.7	8.0	8.3	7.3	5.9	4.8	3.3	2.7	2.0	1.6	0.8	0.2
MC	76 80	1	0	5.8	8.8	8.1	8.3	8.3	8.1	7.9	7.3	6.3	4.9	3.2	2.3	1.6	1.1	0.8
	81 85	0	15	*5.4*	*9.0*	*8.5*	*8.4*	*8.1*	*7.6*	*7.4*	*6.4*	*5.9*	*4.3*	*3.1*	*2.3*	*1.5*	*1.0*	*0.5*
	86 90	2	0	5.1	9.2	8.9	8.4	7.8	7.1	6.8	5.6	5.4	3.7	3.1	2.2	1.5	0.8	0.2
Austria, Male																		
TC+MC	71 75	1	0	6.3	12.8	13.8	14.7	14.5	14.5	13.9	13.1	11.8	10.2	8.7	7.0	5.2	3.7	3.0
	76 80	2	0	6.4	13.0	14.0	14.8	14.7	14.7	14.1	13.3	12.0	10.3	8.9	6.3	4.8	3.3	2.7
	81 85	1	0	6.6	13.4	14.4	11.9	11.8	11.8	11.4	10.9	9.9	8.5	7.3	5.8	4.3	3.1	2.5
	86 90	1	0	5.6	11.3	12.2	12.9	12.8	12.8	12.3	11.5	10.4	8.9	7.7	6.1	4.6	3.2	2.6
	91 95	2	0	4.6	9.0	9.6	10.6	10.5	10.5	9.3	8.8	7.9	6.4	5.5	4.4	3.2	2.2	1.8
Austria, Female																		
TC+MC	71 75	1	0	2.3	3.9	3.7	3.6	3.3	2.9	2.6	2.1	1.7	1.2	1.0	0.7	0.6	0.3	0.1
	76 80	2	0	3.1	5.5	5.3	5.0	4.6	4.2	3.7	2.9	2.4	1.7	1.4	1.5	1.2	0.6	0.2
	81 85	1	0	4.0	6.9	6.6	6.3	5.7	5.2	4.6	4.8	3.9	2.7	2.2	2.1	1.7	0.9	0.2
	86 90	1	0	3.9	6.6	6.4	6.1	5.6	5.0	4.4	3.6	2.9	2.0	1.7	1.2	1.0	0.5	0.1
	91 95	2	0	3.3	5.8	5.5	6.2	5.7	5.1	4.2	3.5	2.8	1.8	1.5	1.2	0.8	0.4	0.1
Belgium, Male																		
TC	76 80	1	0	7.9	15.4	14.1	14.9	14.8	14.8	10.8	10.2	9.2	7.9	7.9	6.3	4.7	3.3	2.7
	81 85	2	0	6.2	12.2	13.1	13.9	13.8	13.8	13.2	12.4	11.2	9.6	8.3	6.6	4.9	3.5	2.8
MC	76 80	1	0	4.7	9.2	9.9	10.5	10.4	10.4	10.0	9.4	8.5	7.3	6.3	5.0	3.7	2.6	2.1
Belgium, Female																		
TC	76 80	1	0	4.2	7.2	5.6	5.4	4.9	4.4	3.0	2.4	2.0	1.4	0.6	0.4	0.4	0.2	0.0
	81 85	2	0	5.8	10.0	9.6	9.2	8.4	7.6	6.7	5.4	4.4	3.0	2.5	1.9	1.5	0.8	0.2
MC	76 80	1	0	3.5	6.0	5.7	5.4	5.0	4.5	4.0	3.2	2.6	1.8	1.5	1.1	0.9	0.5	0.1
Bulgaria, no data																		
Canada, Male																		
TC	61 65	2	0	6.9	15.6	16.9	17.9	17.8	17.8	18.1	17.0	15.3	13.2	9.9	7.9	5.9	4.1	3.3
	66 70	5	0	6.7	14.7	16.1	17.1	17.0	17.0	17.1	16.1	14.5	12.5	10.1	8.0	5.9	4.2	3.4
	71 75	5	0	7.1	14.3	15.3	16.3	16.1	16.3	16.9	15.8	14.5	12.5	10.3	8.1	6.1	4.3	3.5
	76 80	3	0	6.8	13.3	14.6	15.5	15.3	15.3	15.8	14.8	13.3	11.5	9.4	7.5	5.6	4.0	3.2
	81 85	5-6	0	6.6	11.4	12.7	14.0	13.8	13.8	14.2	13.4	12.1	10.4	8.4	6.7	5.0	3.5	2.8
	86 90	5	0	4.7	9.6	11.0	11.7	11.8	11.8	12.6	11.9	10.4	8.9	6.7	5.3	4.1	2.9	2.3
	91 95	2-4	0	3.2	6.3	8.6	9.1	9.5	9.5	8.9	8.4	7.3	6.2	5.5	4.4	3.3	2.3	1.9

n1 – number of surveys averaged within period, may vary between age groups
n2 – number of age groups based on inter-period interpolation only, these estimates are shown in italics
TC – total cigarettes, MC – manufactured cigarettes

Table S1.9 (continued - cigarettes per person per day)

Country Sex Product	Years	n1	n2	Age group 15-19	20-24	25-29	30-34	35-39	40-44	45-49	50-54	55-59	60-64	65-69	70-74	75-79	80-84	85+
Canada, Female																		
TC	61 65	2	0	3.3	8.4	9.0	9.2	9.2	9.0	7.4	6.9	5.9	4.7	2.2	1.5	1.1	0.8	0.6
	66 70	5	0	3.9	9.2	9.4	9.6	9.6	9.5	8.4	7.7	6.6	5.2	2.6	1.8	1.3	0.9	0.7
	71 75	5	0	5.4	9.8	9.9	10.1	10.1	9.8	9.4	8.6	7.3	5.8	3.4	2.3	1.6	1.1	0.9
	76 80	3	0	6.2	10.9	10.4	10.6	10.6	10.4	9.9	9.2	7.9	6.1	3.8	2.7	1.9	1.3	1.0
	81 85	5-6	0	6.5	10.7	10.0	10.0	10.0	9.9	9.6	8.9	7.6	6.0	4.1	2.9	2.0	1.4	1.1
	86 90	5	0	4.6	8.3	9.2	9.4	9.5	9.4	8.7	8.1	6.7	5.2	4.1	3.0	2.1	1.4	1.1
	91 95	2-4	0	3.3	5.4	6.8	6.9	7.1	6.9	7.5	6.9	6.3	4.9	3.3	2.3	1.7	1.2	0.9
Czechoslovakia (combined), Male																		
TC+MC	81 85	4	0	5.5	10.9	11.7	12.4	13.0	13.3	12.1	11.4	9.6	8.2	7.1	5.6	4.2	3.0	2.4
	86 90	1	0	4.1	8.0	8.6	9.1	9.5	9.5	9.0	8.5	4.6	3.9	3.4	2.7	2.0	1.4	1.1
Czechoslovakia (combined), Female																		
TC+MC	81 85	3	0	1.9	3.6	4.1	4.6	4.6	4.1	3.0	2.5	1.6	1.3	0.9	0.6	0.4	0.3	0.3
	86 90	1	0	1.5	3.0	3.4	3.8	4.8	4.6	2.6	2.1	1.7	1.3	1.0	0.7	0.4	0.3	0.3
80Denmark, Male																		
TC	51 55	2	0	4.9	8.1	8.5	8.8	8.3	7.6	6.0	4.9	3.2	1.8	0.7	0.4	0.2	0.2	0.2
	56 60	0	15	*4.3*	*7.6*	*8.1*	*8.5*	*8.2*	*7.9*	*6.9*	*6.2*	*4.9*	*3.8*	*2.8*	*2.2*	*1.5*	*1.1*	*0.9*
	61 65	1	0	3.7	7.2	7.8	8.2	8.2	8.2	7.8	7.4	6.6	5.7	4.9	3.9	2.9	2.1	1.7
	66 70	2	0	4.4	7.9	8.6	8.7	8.6	8.6	8.2	7.1	6.4	5.5	4.2	3.3	2.5	1.8	1.4
	71 75	6	0	4.7	8.7	9.0	8.6	8.5	8.9	8.6	7.2	6.5	5.6	3.5	2.9	2.1	1.5	1.2
	76 80	6	0	4.0	8.3	9.1	8.7	8.6	8.9	8.5	7.9	7.1	6.1	4.6	3.6	2.7	1.9	1.5
	81 85	6	0	3.8	7.5	9.0	9.0	9.0	8.6	8.2	8.7	7.8	6.8	4.9	3.9	2.9	2.1	1.7
	86 90	6	0	3.1	6.7	8.5	8.5	8.5	7.6	7.3	7.8	7.1	6.0	4.9	3.7	2.8	2.0	1.6
	91 95	7	0	3.0	6.5	7.3	7.9	7.8	7.9	7.7	7.2	6.4	5.4	4.6	4.0	3.0	2.1	1.7
MC	71 75	1	0	3.2	6.2	6.7	7.1	7.0	7.0	6.7	6.3	5.7	4.9	4.2	3.4	2.5	1.8	1.4
Denmark, Female																		
TC	51 55	2	0	4.3	7.8	7.4	6.8	6.2	4.8	4.2	2.9	2.4	1.3	1.1	0.8	0.6	0.3	0.1
	56 60	0	15	*3.8*	*6.6*	*6.6*	*6.4*	*6.1*	*5.3*	*4.9*	*4.1*	*3.5*	*2.4*	*1.9*	*1.3*	*0.9*	*0.6*	*0.4*
	61 65	1	0	3.2	5.5	5.8	5.9	5.9	5.8	5.7	5.2	4.5	3.5	2.6	1.9	1.3	0.9	0.7
	66 70	2	0	3.9	6.6	6.6	6.8	6.8	6.4	6.1	5.3	4.6	3.5	2.2	1.6	1.1	0.8	0.6
	71 75	6	0	4.5	7.5	7.2	7.2	7.2	7.1	6.9	5.7	4.9	3.8	2.3	1.7	1.1	0.8	0.6
	76 80	6	0	3.9	7.4	7.3	6.6	6.6	7.1	6.9	6.0	5.1	4.0	2.6	1.9	1.3	0.9	0.7
	81 85	6-7	0	3.8	7.4	8.4	8.4	8.2	7.5	7.0	6.9	5.9	4.6	3.4	2.4	1.7	1.2	0.9
	86 90	6	0	2.9	5.7	7.0	7.1	7.1	6.5	6.3	7.1	6.1	4.8	4.0	2.8	1.9	1.3	1.0
	91 95	7	0	3.0	5.5	6.1	6.5	6.5	6.2	6.2	6.0	5.2	3.9	3.3	2.5	1.8	1.2	1.0
MC	71 75	1	0	3.3	5.7	6.0	6.1	6.1	6.0	5.9	5.5	4.7	3.7	2.7	1.9	1.4	0.9	0.7
Finland, Male																		
TC+MC	56 60	2	0						13.5	12.9	12.2	11.0						
	61 65	1	0	6.4	12.7	13.6	14.4	14.3	14.3	13.8	12.1	10.9	9.5	7.6	6.1	4.5	3.2	2.6
	66 70	0	15	*6.4*	*12.5*	*12.6*	*13.0*	*12.0*	*13.5*	*12.5*	*10.9*	*9.8*	*8.1*	*6.7*	*4.9*	*3.7*	*2.6*	*2.1*
	71 75	2	0	6.4	12.4	11.6	11.6	9.8	12.6	11.1	9.8	8.6	6.7	5.8	3.8	2.8	2.0	1.6
	76 80	4-7	0	4.2	8.3	10.5	10.0	8.8	8.4	7.5	7.3	7.0	5.7	5.1	4.3	2.4	2.3	1.7
	81 85	9-12	0	3.8	7.3	9.1	9.7	9.2	8.8	8.0	7.2	6.4	5.5	5.2	4.2	3.1	2.2	1.8
	86 90	1	0	4.0	7.9	9.5	10.0	9.4	9.4	8.1	7.6	6.1	5.2	5.2	4.1	3.1	2.2	1.8
Finland, Female																		
TC+MC	71 75	2	0	3.2	4.7	4.8	3.5	2.5	2.7	2.8	1.9	1.3	0.9	0.8	0.4	0.3	0.2	0.1
	76 80	4-7	0	2.7	4.4	4.4	4.3	3.2	3.1	2.5	2.2	1.5	1.0	1.0	0.8	0.5	0.2	0.1
	81 85	9-12	0	2.3	3.6	4.1	3.9	3.6	3.2	2.3	2.0	1.6	1.1	0.9	0.7	0.6	0.3	0.1
	86 90	1	0	2.6	4.5	4.3	4.1	4.0	3.6	2.4	1.9	1.7	1.1	1.0	0.7	0.6	0.3	0.1

n1 – number of surveys averaged within period, may vary between age groups
n2 – number of age groups based on inter-period interpolation only, these estimates are shown in italics
TC – total cigarettes, MC – manufactured cigarettes

Table S1.9 (continued - cigarettes per person per day)

Country Sex Product	Years	n1	n2	Age group 15-19	20-24	25-29	30-34	35-39	40-44	45-49	50-54	55-59	60-64	65-69	70-74	75-79	80-84	85+
France, Male																		
TC	61 65	1	0	6.3	12.3	13.3	14.1	13.9	13.9	13.4	12.6	11.3	9.8	8.4	6.7	5.0	3.5	2.8
	66 70	0	15	*5.8*	*12.1*	*12.9*	*13.6*	*13.4*	*13.4*	*12.7*	*11.9*	*10.5*	*9.1*	*8.0*	*6.3*	*4.8*	*3.3*	*2.7*
	71 75	1	14	5.3	*11.8*	*12.4*	*13.1*	*12.8*	*12.8*	*11.9*	*11.3*	*9.6*	*8.3*	*7.5*	*6.0*	*4.5*	*3.1*	*2.5*
	76 80	2-4	0	5.2	11.5	11.9	12.6	12.3	12.3	11.2	10.6	8.8	7.6	7.1	5.6	4.2	3.0	2.4
	81 85	5-6	0	4.7	8.9	9.5	10.1	9.7	9.7	9.4	8.7	7.8	6.7	5.8	4.7	3.5	2.4	2.0
	86 90	1	14	4.3	*8.2*	*8.9*	*9.4*	*9.2*	*9.2*	*8.8*	*8.2*	*7.4*	*6.4*	*5.5*	*4.4*	*3.7*	*2.6*	*2.1*
	91 95	3-6	0	4.3	7.6	8.2	8.7	8.6	8.6	8.3	7.8	7.0	6.0	5.2	4.1	4.0	2.8	2.2
MC	76 80	1	0	4.8	9.4	10.1	10.7	10.6	10.6	10.2	9.6	8.6	7.4	6.4	5.1	3.8	2.7	2.2
France, Female																		
TC	61 65	1	0	1.0	1.7	1.6	1.6	1.4	1.6	1.4	2.1	1.7	0.7	0.6	0.4	0.3	0.2	0.0
	66 70	0	15	*1.7*	*2.9*	*2.3*	*2.3*	*2.0*	*2.0*	*1.8*	*2.1*	*1.7*	*0.8*	*0.7*	*0.5*	*0.3*	*0.2*	*0.0*
	71 75	1	14	2.4	*4.0*	*3.0*	*2.9*	*2.6*	*2.5*	*2.2*	*2.1*	*1.7*	*1.0*	*0.7*	*0.5*	*0.3*	*0.2*	*0.0*
	76 80	2-4	0	3.6	5.2	3.8	3.6	3.2	2.9	2.5	2.0	1.6	1.1	0.8	0.6	0.3	0.2	0.1
	81 85	5-6	0	3.7	5.8	5.0	4.8	4.5	4.1	3.6	2.7	2.3	1.5	1.1	0.8	0.7	0.4	0.1
	86 90	1	14	4.2	*6.4*	*5.9*	*5.6*	*5.2*	*4.7*	*4.2*	*3.2*	*2.7*	*1.8*	*1.5*	*1.1*	*0.9*	*0.5*	*0.1*
	91 95	3-6	0	4.5	7.1	6.8	6.5	5.9	5.3	4.7	3.8	3.1	2.1	1.8	1.3	1.1	0.6	0.1
MC	76 80	1	0	3.1	5.2	5.0	4.7	4.3	3.9	3.4	2.8	2.3	1.6	1.3	1.0	0.8	0.4	0.1
W Germany, Male																		
TC	66 70	1	0	2.1														
	71 75	1	0	7.2														
	76 80	2	0	5.7	12.0	13.2	13.5	13.4	13.1	12.6	11.8	10.6	8.6	8.1	5.8	4.3	3.0	2.5
	81 85	7	0	4.8	10.1	10.8	11.4	11.4	10.8	10.0	9.2	8.3	7.2	6.2	5.0	3.7	2.6	2.1
	86 90	3	0	4.8	10.2	11.5	12.9	12.7	11.7	11.0	8.6	7.8	6.0	4.8	3.7	2.9	2.0	1.6
MC	66 70	1	0	4.8	9.4	10.1	10.7	10.6	10.6	10.2	9.6	8.7	7.4	6.4	5.1	3.8	2.7	2.2
	71 75	1	0	5.2	10.2	11.0	11.6	11.5	11.5	11.1	10.4	9.4	8.1	6.9	5.5	4.1	2.9	2.3
	76 80	1	0	5.1	10.1	10.9	11.6	11.5	11.5	11.0	10.4	9.3	8.0	6.9	5.5	4.1	2.9	2.3
	81 85	2	0	4.1	8.1	8.7	9.2	9.2	9.2	8.8	8.2	7.4	6.4	5.5	4.4	3.3	2.3	1.8
W Germany, Female																		
TC	71 75	1	0	4.6														
	76 80	2	0	4.1	8.2	7.6	6.6	6.1	5.1	4.4	3.9	3.2	2.2	1.5	0.9	0.6	0.4	0.1
	81 85	7	0	4.0	7.0	6.7	6.4	5.9	5.1	4.2	3.5	2.8	1.8	1.5	1.1	0.9	0.5	0.1
	86 90	2	0	3.3	7.2	8.3	8.0	7.8	7.4	5.7	3.8	2.9	2.2	1.6	1.2	0.6	0.4	0.2
MC	66 70	1	0	2.3	3.9	3.7	3.5	3.2	2.9	2.6	2.1	1.7	1.2	1.0	0.7	0.6	0.3	0.1
	71 75	1	0	3.2	5.5	5.2	5.0	4.6	4.1	3.6	2.9	2.4	1.6	1.4	1.0	0.8	0.4	0.1
	76 80	1	0	5.0	8.4	8.1	7.7	7.1	6.4	5.6	4.5	3.7	2.5	2.1	1.6	1.2	0.6	0.2
	81 85	2	0	4.0	6.8	6.6	6.2	5.7	5.1	4.6	3.7	3.0	2.0	1.7	1.2	1.0	0.6	0.1
E Germany, Male																		
TC	66 70	1	0	3.4														
	71 75	0	1	*3.4*														
	76 80	0	1	*3.5*														
	81 85	4	0	3.5	6.8	7.3	7.7	7.7	7.7	7.4	6.9	6.2	5.3	4.6	3.7	2.8	2.0	1.5
	86 90	1	0	5.1	10.9	9.0	9.5	11.1	11.1	7.1	6.6	7.9	6.8	4.3	3.4	2.5	1.8	1.4
E Germany, Female																		
TC	81 85	4	0	2.1	3.6	3.5	3.3	3.1	2.8	2.4	2.0	1.6	1.1	0.9	0.7	0.6	0.3	0.1
	86 90	1	0	3.5	5.1	4.4	4.2	3.3	3.0	2.6	2.1	2.0	1.4	1.7	1.3	1.0	0.5	0.1
Unified Germany, Male																		
TC	91 95	2-3	0	4.2	9.3	10.0	11.1	11.3	10.6	9.8	8.1	6.7	5.6	4.1	3.2	2.3	1.6	1.2
Unified Germany, Female																		
TC	91 95	2-3	0	2.9	6.5	6.4	6.9	6.9	6.1	5.2	3.4	2.7	2.0	1.6	1.1	0.6	0.4	0.4

n1 – number of surveys averaged within period, may vary between age groups
n2 – number of age groups based on inter-period interpolation only, these estimates are shown in italics
TC – total cigarettes, MC – manufactured cigarettes

Table S1.9 (continued - cigarettes per person per day)

Country Sex Product	Years	n1	n2	Age group 15-19	20-24	25-29	30-34	35-39	40-44	45-49	50-54	55-59	60-64	65-69	70-74	75-79	80-84	85+
Greece, Male																		
TC+MC	56 60	1-2	0	6.3	9.0	9.5	9.7	10.4	12.9	12.6	12.8	12.6	12.6	11.8	11.4	9.6	5.5	3.7
	61 65	1	11	*6.9*	*11.2*	*11.9*	*11.9*	*12.4*	12.8	10.9	13.1	12.6	13.2	*12.4*	*11.3*	*9.3*	*5.6*	*3.9*
	66 70	0	15	*7.4*	*13.4*	*14.3*	*14.1*	*14.4*	*14.7*	*13.1*	*14.4*	*13.6*	*13.9*	*13.0*	*11.2*	*9.0*	*5.6*	*4.1*
	71 75	0	15	*8.0*	*15.6*	*16.7*	*16.2*	*16.4*	*16.6*	*15.2*	*15.8*	*14.6*	*14.6*	*13.7*	*11.2*	*8.7*	*5.7*	*4.3*
	76 80	1	13	*8.6*	17.7	19.1	*18.4*	*18.4*	*18.5*	*17.4*	*17.1*	*15.6*	*15.2*	*14.3*	*11.1*	*8.4*	*5.7*	*4.5*
	81 85	2	0	9.2	18.0	19.5	20.6	20.5	20.5	19.6	18.4	16.6	15.8	14.9	11.0	8.1	5.8	4.7
	86 90	1	0	7.7	15.2	16.4	17.4	17.2	17.2	16.5	15.5	14.0	12.0	10.4	8.3	6.2	4.3	3.5
Greece, Female																		
TC+MC	76 80	1	0	1.8	3.1	3.3	3.4	3.4	3.3	3.2	3.0	2.6	2.0	1.5	1.1	0.7	0.5	0.4
	81 85	1	0	2.2	3.8	4.0	4.1	4.1	4.0	3.9	3.6	3.1	2.4	2.0	1.4	1.0	0.7	0.5
	86 90	1	0	3.6	6.1	6.5	6.6	6.6	6.5	6.4	5.9	5.1	3.9	2.9	2.1	1.5	1.0	0.8
Hungary, Male																		
TC+MC	66 70	1	0	2.2	13.2	14.2	15.1	14.9	14.9	14.3	13.5	12.2	10.5	9.0	7.2	5.3	3.8	3.0
	71 75	0	15	*3.7*	*13.3*	*14.3*	*15.2*	*15.0*	*15.0*	*14.4*	*13.6*	*12.3*	*10.6*	*9.1*	*7.2*	*5.3*	*3.8*	*3.0*
	76 80	0	15	*5.3*	*13.4*	*14.4*	*15.3*	*15.1*	*15.1*	*14.5*	*13.7*	*12.3*	*10.6*	*9.1*	*7.3*	*5.4*	*3.8*	*3.1*
	81 85	2	0	6.8	13.5	14.5	15.4	15.2	15.2	14.6	13.8	12.4	10.6	9.1	7.3	5.4	3.8	3.1
	86 90	0	15	*5.7*	*11.4*	*13.1*	*13.8*	*17.1*	*17.1*	*15.1*	*14.2*	*11.1*	*9.6*	*8.6*	*6.9*	*5.1*	*3.6*	*2.9*
	91 95	1	0	4.6	9.3	11.6	12.3	19.0	19.0	15.6	14.7	9.9	8.5	8.1	6.5	4.8	3.4	2.8
Hungary, Female																		
TC+MC	66 70	1	0	1.1	5.2	5.0	4.7	4.3	3.9	3.5	2.8	2.3	1.6	1.3	1.0	0.8	0.4	0.1
	71 75	0	15	*2.0*	*5.8*	*6.1*	*6.2*	*5.8*	*5.5*	*4.7*	*3.8*	*2.9*	*2.2*	*1.7*	*1.2*	*0.9*	*0.5*	*0.3*
	76 80	0	15	*2.9*	*6.5*	*7.1*	*7.7*	*7.4*	*7.0*	*5.9*	*4.8*	*3.6*	*2.7*	*2.1*	*1.4*	*0.9*	*0.6*	*0.5*
	81 85	2	0	3.7	7.2	8.2	9.2	8.9	8.6	7.0	5.8	4.2	3.2	2.5	1.6	1.0	0.8	0.8
	86 90	0	15	*3.8*	*6.7*	*8.1*	*8.7*	*9.8*	*9.6*	*8.1*	*7.2*	*5.2*	*4.0*	*3.6*	*2.5*	*1.7*	*1.2*	*1.0*
	91 95	1	0	3.9	6.1	8.0	8.2	10.6	10.5	9.2	8.5	6.2	4.8	4.7	3.4	2.4	1.6	1.3
Iceland, Male																		
TC+MC	81 85	1	0	3.2	6.4	6.9	7.3	7.2	7.2	6.9	6.5	5.9	5.0	4.3	3.5	2.6	1.8	1.5
Iceland, Female																		
TC+MC	81 85	1	0	4.6	7.9	8.3	8.5	8.5	8.3	8.1	7.5	6.5	5.0	3.8	2.7	1.9	1.3	1.0
Ireland, Male																		
TC+MC	56 60	1	0	4.2	5.3													
	61 65	1	0	6.3	12.2	13.1	13.9	13.8	13.8	13.3	12.5	11.2	9.7	8.3	6.6	4.9	3.5	2.8
	66 70	1-3	0	4.4	11.5	12.4	13.2	13.1	13.1	12.5	11.8	10.6	9.1	7.9	6.3	4.7	3.3	2.7
	71 75	3	0	6.6	12.8	13.8	14.6	14.5	14.5	13.9	13.1	11.8	10.1	8.7	7.0	5.2	3.6	2.9
	76 80	2-3	0	5.5	11.8	12.8	13.5	13.4	13.4	12.9	12.1	10.9	9.4	8.1	6.4	4.8	3.4	2.7
	81 85	1	14	4.9	*9.8*	*10.5*	*11.1*	*11.0*	*11.0*	*10.6*	*10.0*	*9.0*	*7.7*	*6.7*	*5.3*	*4.0*	*2.8*	*2.2*
	86 90	2	0	3.9	7.7	8.3	8.8	8.7	8.7	8.4	7.9	7.1	6.1	5.2	4.2	3.1	2.2	1.8
Ireland, Female																		
TC+MC	61 65	1	0	2.8	5.1	5.3	5.4	5.4	5.4	5.2	4.8	4.1	3.2	2.4	1.7	1.2	0.8	0.6
	66 70	1	0	1.9	6.3	6.7	6.8	6.8	6.7	6.5	6.1	5.2	4.1	3.0	2.2	1.5	1.0	0.8
	71 75	3	0	5.0	8.6	9.1	9.3	9.3	9.1	8.9	8.2	7.0	5.5	4.1	2.9	2.1	1.4	1.1
	76 80	2-3	0	4.4	8.6	9.1	9.4	9.4	9.1	8.9	8.2	7.1	5.6	4.2	3.0	2.0	1.4	1.1
	81 85	1	14	2.0	*7.1*	*7.5*	*7.7*	*7.7*	*7.6*	*7.4*	*6.8*	*5.9*	*4.6*	*3.4*	*2.4*	*1.7*	*1.2*	*0.9*
	86 90	2	0	3.3	5.7	5.9	6.1	6.1	6.0	5.8	5.4	4.7	3.6	2.7	1.9	1.3	0.9	0.8

n1 – number of surveys averaged within period, may vary between age groups
n2 – number of age groups based on inter-period interpolation only, these estimates are shown in italics
TC – total cigarettes, MC – manufactured cigarettes

Table S1.9 (continued - cigarettes per person per day)

Country Sex Product	Years	n1	n2	Age group 15-19	20-24	25-29	30-34	35-39	40-44	45-49	50-54	55-59	60-64	65-69	70-74	75-79	80-84	85+
Israel, Male																		
TC+MC	61 65	1	0	6.5	12.8	13.8	14.6	14.5	14.5	13.0	11.9	11.0	11.7	10.1	8.0	6.0	4.2	3.4
	66 70	1	0	4.6	11.7	10.2	10.8	11.3	11.3	10.1	9.5	6.4	5.5	5.5	4.4	5.0	3.5	2.9
	71 75	3	0	5.0	11.0	11.9	12.6	12.5	9.4	9.0	8.5	7.6	6.5	5.6	4.5	3.3	2.4	1.9
	76 80	2	0	4.8	10.1	10.9	11.6	11.5	11.0	10.5	10.0	8.9	7.7	6.6	5.3	4.0	2.8	2.2
	81 85	2-3	0	4.8	10.9	10.9	11.5	10.5	10.0	9.4	8.9	7.3	6.3	6.9	5.5	4.1	2.9	2.3
	86 90	3	0		12.4													
	91 95	5	0		9.3													
Israel, Female																		
TC+MC	66 70	1	0	2.3	4.1	4.7	4.8	4.4	4.3	4.0	3.7	2.2	1.7	3.4	2.4	0.8	0.5	0.4
	71 75	3	0	3.0	5.9	6.2	6.3	6.3	6.3	6.2	5.7	4.9	3.8	2.8	2.0	1.4	1.0	0.8
	76 80	2	0	2.6	4.7	4.9	5.1	5.1	5.1	4.9	4.6	3.9	3.1	2.3	1.7	1.2	0.8	0.6
	81 85	2-3	0	2.6	4.6	5.4	5.5	5.4	5.1	4.3	4.0	3.5	2.8	2.9	2.1	1.5	1.0	0.8
	86 90	3	0		5.5													
	91 95	5	0		4.8													
Italy, Male																		
TC+MC	46 50	1	0	5.8	9.8	10.6	11.2	11.1	11.1	10.7	10.0	9.0	7.8	6.7	5.3	4.0	2.8	2.3
	51 55	0	15	*5.3*	*9.4*	*10.1*	*10.8*	*10.6*	*10.8*	*10.2*	*9.6*	*8.6*	*7.5*	*6.4*	*5.1*	*3.8*	*2.7*	*2.2*
	56 60	1-4	0	4.8	9.0	9.7	10.3	10.2	10.5	9.7	9.1	8.2	7.2	6.2	4.9	3.7	2.6	2.1
	61 65	1	0	4.8	8.9	9.6	10.2	10.1	10.1	9.7	9.1	8.2	7.0	6.1	4.8	3.6	2.5	2.0
	66 70	0	15	*5.2*	*10.0*	*10.8*	*11.4*	*11.4*	*11.4*	*10.9*	*10.2*	*9.2*	*7.9*	*6.8*	*5.4*	*4.1*	*2.8*	*2.3*
	71 75	1	0	5.6	11.1	11.9	12.7	12.6	12.6	12.0	11.3	10.2	8.8	7.6	6.0	4.5	3.2	2.6
	76 80	3-5	0	4.5	10.8	11.6	13.0	12.9	13.1	12.5	12.3	11.1	9.4	8.1	6.2	4.7	3.2	2.6
	81 85	2-3	0	4.1	9.1	9.9	10.5	10.4	10.4	9.9	9.4	8.4	7.2	6.2	4.9	3.7	2.6	2.1
	86 90	4-8	0	3.2	8.3	9.9	10.5	10.6	10.6	9.9	9.4	8.5	7.3	6.1	4.9	3.6	2.5	2.0
	91 95	3	0	3.1	6.0	8.9	9.4	11.0	11.0	10.3	9.7	7.7	6.6	5.4	4.3	3.3	2.3	1.9
Italy, Female																		
TC+MC	46 50	1	0	0.9	0.9	0.9	1.0	1.0	0.9	0.9	0.8	0.7	0.6	0.4	0.3	0.2	0.1	0.1
	51 55	0	15	*0.6*	*0.7*	*0.7*	*0.8*	*0.8*	*0.7*	*0.7*	*0.6*	*0.6*	*0.5*	*0.3*	*0.2*	*0.2*	*0.1*	*0.1*
	56 60	1	0	0.4	0.5	0.5	0.5	0.5	0.5	0.5	0.4	0.4	0.3	0.2	0.2	0.1	0.1	0.1
	61 65	1	0	0.5	0.5	0.5	0.5	0.5	0.5	0.5	0.5	0.4	0.3	0.2	0.2	0.1	0.1	0.1
	66 70	0	15	*2.6*	*4.3*	*4.2*	*4.0*	*3.7*	*3.3*	*3.0*	*2.5*	*2.0*	*1.4*	*1.1*	*0.8*	*0.7*	*0.3*	*0.2*
	71 75	1	0	4.7	8.1	7.8	7.4	6.8	6.1	5.4	4.4	3.6	2.4	2.0	1.5	1.2	0.6	0.2
	76 80	3-5	0	2.2	4.1	4.0	4.1	3.7	2.4	2.1	1.9	1.5	1.0	0.8	0.5	0.4	0.2	0.1
	81 85	3-4	0	3.0	5.7	5.9	5.7	4.4	4.0	3.5	2.8	2.4	1.7	1.1	0.8	0.6	0.3	0.1
	86 90	4-8	0	1.8	4.5	5.1	5.0	4.7	4.3	3.6	2.9	2.3	1.6	1.3	1.0	0.7	0.4	0.2
	91 95	3	0	1.4	2.8	3.4	3.8	4.7	4.6	3.6	2.9	2.2	1.7	1.2	0.8	0.5	0.3	0.3
Japan, Male																		
TC+MC	56 60	2	0						17.5	19.8	17.5	15.8						
	61 65	1	0	8.2	16.2	17.4	18.4	18.3	18.3	17.6	16.5	14.9	12.8	11.0	8.8	6.5	4.6	3.7
	66 70	6	0	3.8	14.6	15.7	16.6	16.4	16.6	15.9	15.2	13.7	12.1	10.4	8.3	6.2	4.3	3.5
	71 75	8	0	4.2	17.3	18.6	19.2	19.1	19.4	18.6	18.5	16.7	15.7	13.5	10.7	8.0	5.6	4.5
	76 80	5	0	4.1	18.4	19.9	21.0	20.9	20.9	20.0	18.8	17.0	14.6	12.6	10.0	7.5	5.3	4.2
	81 85	5	0	4.3	17.8	19.2	20.7	20.5	20.2	19.4	18.5	16.7	14.7	12.6	10.1	7.5	5.3	4.3
	86 90	5	0	4.4	17.1	18.4	19.5	19.3	19.3	18.6	17.5	15.7	13.5	11.6	9.3	6.9	4.9	3.9
	91 95	5	0	4.5	17.2	18.5	19.6	19.4	19.4	18.7	17.6	15.8	13.6	11.7	9.3	7.0	4.9	4.0

n1 – number of surveys averaged within period, may vary between age groups
n2 – number of age groups based on inter-period interpolation only, these estimates are shown in italics
TC – total cigarettes, MC – manufactured cigarettes

Table S1.9 (continued - cigarettes per person per day)

Country Sex Product	Years	n1	n2	Age group 15-19	20-24	25-29	30-34	35-39	40-44	45-49	50-54	55-59	60-64	65-69	70-74	75-79	80-84	85+
Japan, Female																		
TC+MC	61 65	1	0	0.4	1.1	1.2	1.3	1.6	1.7	2.0	2.3	2.3	2.1	1.9	1.9	1.9	1.9	1.9
	66 70	6	0	0.5	1.2	1.3	1.5	1.7	1.9	2.3	2.6	2.6	2.3	2.0	2.0	2.0	2.0	2.1
	71 75	8	0	0.5	1.3	1.5	1.6	1.9	2.1	2.5	2.6	2.7	2.7	2.4	2.4	2.4	2.4	2.4
	76 80	5	0	1.1	1.9	2.1	2.2	2.5	2.6	3.0	3.3	3.2	2.9	2.5	2.5	2.4	2.4	2.3
	81 85	5	0	1.1	2.8	3.0	3.0	3.0	3.0	2.9	2.6	2.3	2.1	1.6	1.1	0.8	0.5	0.4
	86 90	5	0	1.1	3.1	3.2	3.2	3.1	3.1	2.9	2.6	2.2	1.7	1.3	0.9	0.7	0.4	0.3
	91 95	5	0	1.1	4.5	4.3	4.1	3.8	3.4	3.0	2.4	2.0	1.3	1.1	0.8	0.7	0.3	0.1
Netherlands, Male																		
TC	56 60	1-2	0	2.7	12.0	14.4	15.3	15.2	14.1	13.3	11.4	10.6	10.6	9.1	7.3	5.4	3.8	3.1
	61 65	1	13	2.9	4.2	*14.1*	*14.9*	*14.8*	*14.1*	*13.4*	*11.8*	*10.9*	*10.3*	*8.9*	*7.1*	*5.3*	*3.7*	*3.0*
	66 70	0	15	*4.6*	*8.3*	*13.7*	*14.6*	*14.5*	*14.1*	*13.4*	*12.3*	*11.1*	*10.1*	*8.7*	*7.0*	*5.1*	*3.6*	*3.0*
	71 75	1	0	6.3	12.4	13.4	14.2	14.1	14.1	13.5	12.7	11.4	9.8	8.5	6.8	5.0	3.5	2.9
	76 80	1	0	5.5	11.3	15.3	16.3	16.1	16.1	15.4	15.5	14.0	12.0	9.6	7.7	5.7	4.0	3.3
	81 85	1-4	0	4.6	10.2	11.9	12.6	13.3	13.3	12.7	12.0	10.8	9.3	8.0	6.4	4.8	3.3	2.7
	86 90	2	0	4.6	9.4	10.1	10.8	10.6	10.6	10.2	9.6	8.7	7.5	6.4	5.1	3.8	2.7	2.2
	91 95	5	0	4.3	8.7	9.3	9.9	9.8	9.8	9.4	8.8	8.0	6.8	5.9	4.7	3.5	2.5	2.0
MC	76 80	1	0	3.6	7.0	7.6	8.0	8.0	8.0	7.6	7.2	6.5	5.6	4.8	3.8	2.8	2.0	1.6
Netherlands, Female																		
TC	56 60	1	0	1.8	4.2	4.3	4.1	3.7	3.4	3.0	2.4	2.0	1.3	1.1	0.8	0.7	0.3	0.1
	61 65	0	15	*2.7*	*5.3*	*5.3*	*5.1*	*4.6*	*4.2*	*3.7*	*3.0*	*2.5*	*1.6*	*1.4*	*1.0*	*0.8*	*0.4*	*0.1*
	66 70	0	15	*3.6*	*6.5*	*6.3*	*6.0*	*5.5*	*5.0*	*4.4*	*3.5*	*2.9*	*2.0*	*1.6*	*1.2*	*1.0*	*0.5*	*0.1*
	71 75	1	0	4.5	7.6	7.3	7.0	6.4	5.8	5.1	4.1	3.4	2.3	1.9	1.4	1.1	0.6	0.1
	76 80	1	0	7.0	12.9	12.2	11.6	10.4	9.3	8.2	8.0	6.6	4.5	3.1	2.3	1.9	1.0	0.2
	81 85	1-4	0	4.4	9.5	8.4	8.6	8.9	8.8	8.5	7.9	6.8	5.3	4.0	2.8	2.0	1.3	1.1
	86 90	2	0	4.3	7.7	8.1	8.3	8.3	8.2	8.0	7.4	6.3	4.9	3.7	2.7	1.8	1.2	1.0
	91 95	5	0	4.1	7.4	7.8	8.0	8.0	7.9	7.7	7.1	6.1	4.7	3.5	2.5	1.8	1.2	0.9
MC	76 80	1	0	6.5	11.1	10.7	10.2	9.3	8.4	7.4	6.0	4.9	3.3	2.8	2.1	1.6	0.9	0.2
New Zealand, Male																		
TC	56 60	1	0	1.4														
	61 65	1	0	3.8	16.1	17.4	18.4	18.3	18.3	17.5	16.5	14.9	12.8	11.0	8.8	6.5	4.6	3.7
	66 70	1	14	1.1	*14.1*	*15.3*	*16.3*	*16.3*	*16.3*	*16.0*	*15.1*	*15.1*	*11.6*	*9.9*	*7.9*	*5.9*	*4.2*	*3.4*
	71 75	1	14	2.8	*12.2*	*13.1*	*14.1*	*14.2*	*14.4*	*14.5*	*13.8*	*15.2*	*10.5*	*8.7*	*7.0*	*5.4*	*3.8*	*3.0*
	76 80	1	0	5.9	10.2	11.0	12.0	12.2	12.4	13.0	12.4	15.4	9.3	7.6	6.1	4.8	3.4	2.7
	81 85	2	0	4.6	8.6	9.0	9.4	9.8	9.8	9.6	9.4	8.5	7.2	5.9	4.7	3.6	2.5	2.1
	86 90	1	0	2.1														
New Zealand, Female																		
TC	56 60	1	0	0.4														
	61 65	2	0	5.2	9.4	9.9	10.1	10.1	9.9	9.7	9.1	7.7	6.1	4.5	2.0	1.4	0.9	0.7
	66 70	1	14	0.9	*7.5*	*7.9*	*8.1*	*8.1*	*7.9*	*7.8*	*7.2*	*6.1*	*4.8*	*3.6*	*1.9*	*1.3*	*0.9*	*0.7*
	71 75	1-2	0	2.4	5.5	5.9	6.0	6.0	5.9	5.8	5.3	4.6	3.6	2.7	1.9	1.3	0.9	0.7
	76 80	1	0	5.4	8.1	8.1	8.2	7.8	7.9	7.9	7.1	5.9	4.8	3.4	2.3	1.4	0.9	0.7
	81 85	2	0	5.0	8.3	7.7	7.3	7.2	6.7	6.2	5.6	4.7	3.7	2.8	2.0	1.5	0.8	0.2
	86 90	1	0	1.3														

n1 – number of surveys averaged within period, may vary between age groups
n2 – number of age groups based on inter-period interpolation only, these estimates are shown in italics
TC – total cigarettes, MC – manufactured cigarettes

Table S1.9 (continued - cigarettes per person per day)

Country Sex Product	Years	n1	n2	Age group 15-19	20-24	25-29	30-34	35-39	40-44	45-49	50-54	55-59	60-64	65-69	70-74	75-79	80-84	85+
Norway, Male																		
TC	56 60	1	0	3.6														
	61 65	1	1	3.6						9.0	8.5	7.2	5.2					
	66 70	0	5	*3.5*						*9.3*	*8.8*	*7.6*	*6.0*					
	71 75	3	0	3.5	6.9	8.6	9.1	8.8	8.8	9.6	9.1	7.9	6.8	5.1	4.1	1.3	0.9	0.8
	76 80	5	0	3.5	6.9	8.7	9.2	8.6	8.6	8.8	8.3	7.4	6.3	5.6	4.5	1.5	1.0	0.8
	81 85	5	0	3.3	6.7	7.6	8.0	9.1	9.1	8.1	7.6	7.9	6.8	6.1	4.8	1.5	1.0	0.8
	86 90	5-8	0	3.7	7.8	7.9	8.4	8.3	8.3	8.0	7.5	6.8	5.8	5.0	4.0	1.5	1.0	0.8
	91 95	5	0	3.4	6.7	7.2	7.7	7.6	7.6	7.3	6.9	6.2	5.3	4.6	3.7	1.5	1.1	0.9
Norway, Female																		
TC	56 60	1	0	0.8														
	61 65	0	1	*1.6*														
	66 70	0	1	*2.3*														
	71 75	3	0	3.0	5.3	5.4	5.1	5.0	4.5	4.6	3.7	3.0	2.0	1.0	0.7	0.8	0.4	0.1
	76 80	5	0	3.1	5.4	5.8	5.6	5.6	5.1	5.1	4.2	3.2	2.3	1.7	1.2	0.9	0.5	0.2
	81 85	5	0	2.9	5.2	6.0	6.1	5.7	5.6	5.3	4.9	4.0	3.1	1.8	1.2	0.8	0.5	0.4
	86 90	5	0	3.1	5.6	5.9	6.0	6.0	6.0	5.8	5.4	4.6	3.6	2.7	1.9	0.8	0.5	0.4
	91 95	5	0	3.0	5.5	5.8	5.9	5.9	5.8	5.7	5.2	4.5	3.5	2.6	1.9	0.8	0.5	0.4
Poland, Male																		
TC+MC	56 60	1	0	3.8	12.9	13.9	14.7	14.6	14.6	14.0	13.2	11.9	10.2	8.8	7.0	5.2	3.7	3.0
	61 65	0	15	*3.9*	*13.5*	*14.5*	*15.5*	*15.3*	*15.3*	*14.7*	*13.9*	*12.4*	*10.7*	*9.2*	*4.9*	*3.7*	*2.6*	*2.1*
	66 70	1	0	4.0	14.2	15.2	16.2	16.0	16.0	15.4	14.5	13.0	11.2	9.6	2.9	2.2	1.5	1.2
	71 75	2	0	7.8	15.7	16.9	17.9	17.8	17.8	17.0	16.0	14.4	12.4	10.7	8.5	6.3	4.4	3.6
	76 80	1	0	7.9	16.5	16.8	17.9	17.7	17.6	16.8	15.8	14.3	17.3	14.9	11.9	8.9	6.3	5.0
	81 85	3	0	5.9	13.3	14.6	16.1	15.1	15.6	15.0	14.1	12.7	12.1	10.4	8.3	6.2	4.3	3.5
	86 90	2	0	5.5	11.1	19.5	20.6	20.5	17.5	16.8	15.9	14.2	13.0	11.1	8.9	6.6	4.7	3.8
Poland, Female																		
TC+MC	56 60	1	0	0.6	1.3	1.2	1.2	1.1	1.0	0.9	0.7	0.6	0.4	0.3	0.2	0.2	0.1	0.0
	61 65	0	15	*1.0*	*3.3*	*3.2*	*3.0*	*2.8*	*2.5*	*2.2*	*1.8*	*1.5*	*1.0*	*0.8*	*0.5*	*0.4*	*0.2*	*0.0*
	66 70	1	0	1.4	5.3	5.1	4.8	4.4	4.0	3.5	2.8	2.3	1.6	1.3	0.8	0.6	0.3	0.1
	71 75	2	0	3.6	6.2	5.9	5.7	5.1	4.7	4.1	3.3	2.8	1.9	1.5	1.1	0.9	0.5	0.1
	76 80	1	0	3.8	6.8	6.0	5.7	5.2	4.6	4.0	3.3	2.7	1.4	1.1	0.8	0.7	0.3	0.1
	81 85	3	0	1.9	4.4	5.7	6.7	5.8	6.0	4.9	3.5	2.6	2.4	1.8	1.2	0.7	0.5	0.5
	86 90	2	0	2.7	5.2	7.8	8.8	8.6	6.8	5.6	4.6	3.3	1.7	1.2	0.9	0.5	0.3	0.3
Portugal, Male																		
TC+MC	86 90	1	0	3.6	12.8	13.8	14.6	14.5	11.3	10.8	10.2	9.2	6.7	5.7	4.6	3.4	2.4	1.9
	91 95	2	0	3.6	9.6	12.1	12.9	12.4	12.4	10.8	10.1	7.8	6.7	5.4	4.3	3.0	3.3	2.7
Portugal, Female																		
TC+MC	86 90	1	0	0.8	2.7	2.5	2.4	2.2	0.9	0.8	0.7	0.5	0.1	0.1	0.1	0.1	0.0	0.0
	91 95	2	0	1.8	4.0	4.2	4.1	3.4	3.1	2.2	1.8	1.3	0.9	0.8	0.5	0.4	0.2	0.1
Romania, Male																		
TC+MC	66 70	1	0	1.6	10.9	11.7	11.6	11.5	9.2	8.8	11.8	10.6	8.7	7.5	6.0	4.4	3.1	2.5
Romania, Female																		
TC+MC	66 70	1	0	0.0	0.7	0.8	0.8	0.9	0.6	0.7	2.1	2.2	0.5	0.5	0.5	0.5	0.5	0.5
Spain, Male																		
TC+MC	66 70	1	0	5.5	10.8	11.6	12.3	12.2	14.3	13.7	15.0	13.5	11.6	10.0	8.0	5.9	4.2	3.4
	71 75	0	15	*6.1*	*11.4*	*12.0*	*12.7*	*12.6*	*13.6*	*13.1*	*14.1*	*12.8*	*11.0*	*10.1*	*8.1*	*5.9*	*4.2*	*3.4*
	76 80	1	0	6.7	12.1	12.3	13.1	13.0	13.0	12.5	13.3	12.0	10.3	10.2	8.1	6.0	4.3	3.4
	81 85	0	15	*6.7*	*12.4*	*13.0*	*13.6*	*13.5*	*13.5*	*12.5*	*12.3*	*11.0*	*9.5*	*8.8*	*7.0*	*5.2*	*3.7*	*2.9*
	86 90	6	0	6.7	12.7	13.7	14.1	14.0	13.9	12.6	11.3	10.1	8.7	7.5	5.9	4.3	3.1	2.5
	91 95	2	0	5.2	10.2	11.0	11.6	11.5	11.5	11.1	10.4	9.4	8.1	6.9	4.9	3.6	2.5	2.0

n1 – number of surveys averaged within period, may vary between age groups
n2 – number of age groups based on inter-period interpolation only, these estimates are shown in italics
TC – total cigarettes, MC – manufactured cigarettes

Table S1.9 (continued - cigarettes per person per day)

Country Sex Product	Years	n1	n2	Age group 15-19	20-24	25-29	30-34	35-39	40-44	45-49	50-54	55-59	60-64	65-69	70-74	75-79	80-84	85+
Spain, Female																		
TC+MC	76 80	1	0	4.2	6.0	2.3	2.2	2.0	1.8	1.6	0.7	0.6	0.4	0.5	0.4	0.3	0.2	0.0
	81 85	0	15	*4.3*	*6.5*	*4.5*	*4.1*	*3.7*	*3.2*	*2.4*	*1.6*	*1.3*	*0.8*	*0.8*	*0.6*	*0.5*	*0.3*	*0.0*
	86 90	6	0	4.4	6.9	6.7	6.0	5.5	4.7	3.2	2.5	1.9	1.3	1.1	0.8	0.6	0.3	0.1
	91 95	2	0	4.1	6.9	6.6	6.3	5.8	5.1	4.6	3.7	3.0	2.0	1.8	0.7	0.5	0.3	0.1
Sweden, Male																		
TC+MC	61 65	1	0	2.7	6.3	7.9	8.4	6.8	6.8	6.6	4.6	4.2	3.6	3.1	1.9	1.4	1.0	0.8
	66 70	1	0	2.3	4.5	4.9	5.1	5.1	5.1	4.9	3.7	3.3	2.4	2.1	1.4	1.1	0.7	0.6
	71 75	1	9	3.6	6.4	6.7	5.9	5.8	5.2	*5.9*	*4.9*	*4.1*	*3.2*	*2.8*	*2.2*	*1.8*	*1.2*	*1.0*
	76 80	0	15	*3.3*	*6.1*	*6.6*	*6.5*	*6.8*	*6.5*	*6.8*	*6.2*	*5.0*	*4.1*	*3.5*	*3.0*	*2.5*	*1.7*	*1.4*
	81 85	4-5	0	3.0	5.8	6.5	7.1	7.8	7.8	7.8	7.4	5.8	4.9	4.2	3.8	3.2	2.2	1.8
	86 90	3	0	2.0	4.0	5.1	5.5	6.8	6.8	6.1	5.8	5.7	4.9	4.2	3.4	2.7	1.9	1.5
	91 95	1-2	0	1.7	3.5	3.7	3.9	5.7	5.4	7.0	6.6	6.9	5.9	5.1	4.1	3.0	2.1	1.7
Sweden, Female																		
TC+MC	61 65	1	0	2.4	4.9	4.4	4.2	3.9	3.5	3.1	1.7	1.4	0.9	0.8	1.0	0.8	0.4	0.1
	66 70	1	0	2.7	4.6	4.4	4.2	3.8	3.5	3.1	2.1	1.7	0.9	0.7	0.2	0.2	0.1	0.0
	71 75	1	9	4.1	6.7	6.4	4.9	4.5	4.0	*4.3*	*3.4*	*2.6*	*1.8*	*1.3*	*0.7*	*0.5*	*0.3*	*0.2*
	76 80	0	15	*4.0*	*6.4*	*6.9*	*6.0*	*5.6*	*5.3*	*5.4*	*4.8*	*3.5*	*2.6*	*2.0*	*1.1*	*0.8*	*0.6*	*0.4*
	81 85	4-5	0	3.9	6.1	7.3	7.0	6.6	6.5	6.6	6.1	4.4	3.5	2.6	1.6	1.1	0.8	0.6
	86 90	3	0	3.0	5.0	5.6	5.7	5.4	5.3	5.3	4.9	4.0	3.1	2.3	1.6	1.1	0.8	0.6
	91 95	1-2	0	2.6	4.6	4.8	4.9	6.4	6.4	5.6	5.2	4.8	3.8	2.8	2.0	1.4	1.0	0.8
Switzerland, Male																		
TC+MC	56 60	1	0	2.4	4.8	5.1	5.4	5.4	5.4	5.2	4.9	4.4	3.8	3.2	2.6	1.9	1.4	1.1
	61 65	0	15	*3.9*	*7.6*	*9.0*	*9.5*	*8.8*	*8.8*	*8.4*	*8.0*	*7.3*	*6.3*	*5.3*	*4.3*	*3.6*	*2.6*	*2.0*
	66 70	0	15	*5.3*	*10.4*	*12.9*	*13.7*	*12.2*	*12.2*	*11.7*	*11.0*	*10.2*	*8.8*	*7.5*	*6.0*	*5.3*	*3.7*	*3.0*
	71 75	2-3	0	6.8	13.1	16.8	17.8	15.6	15.6	15.0	14.1	13.1	11.2	9.6	7.7	6.9	4.9	4.0
	76 80	1-2	0	9.1	12.5	13.7	14.5	13.1	13.1	12.5	9.9	8.9	7.6	11.8	9.4	7.0	4.9	4.0
	81 85	4	0	5.9	10.9	11.9	12.9	11.8	11.1	10.7	10.1	8.6	7.1	6.1	5.3	4.4	3.1	2.5
Switzerland, Female																		
TC+MC	71 75	2-4	0	5.4	10.3	9.0	8.6	7.1	6.4	5.7	4.6	4.3	2.9	2.4	1.8	1.2	0.7	0.2
	76 80	1-2	0	9.1	9.3	9.1	8.7	6.0	5.4	4.8	2.7	2.2	1.5	1.3	1.0	0.8	0.4	0.1
	81 85	4	0	5.2	8.5	7.9	7.4	6.3	5.6	4.9	4.0	3.2	2.2	1.9	1.4	1.1	0.6	0.1
United Kingdom, Male																		
TC	71 75	2	0	7.4	13.0	13.8	14.6	14.4	14.4	13.8	13.4	12.1	10.7	9.2	7.3	5.5	3.8	3.2
	76 80	3	0	5.8	10.5	11.8	12.5	12.7	12.7	12.2	12.6	11.3	9.6	8.3	6.6	4.9	3.5	2.8
	81 85	3	0	4.1	8.1	8.4	8.9	9.5	9.5	9.1	9.3	8.4	7.4	6.4	5.1	3.8	2.7	2.2
	86 90	4	0	4.8	9.5	9.6	10.1	10.9	10.9	10.5	9.5	8.5	7.9	6.8	5.4	4.0	2.8	2.3
	91 95	7	0	3.7	7.4	6.9	7.4	7.6	7.6	7.6	7.3	6.6	5.5	4.6	3.6	2.4	1.7	1.4
MC	46 50	2	0	4.3	9.6	10.1	10.6	11.6	11.6	11.1	10.5	9.5	5.3	4.6	3.7	2.8	2.0	1.5
	51 55	5	0	4.4	9.9	11.7	12.4	12.8	12.8	12.3	11.6	10.4	7.0	6.0	4.8	3.6	2.5	2.0
	56 60	5	0	6.2	10.7	11.3	12.0	13.7	13.7	13.2	12.4	11.2	8.2	7.0	5.6	4.2	2.9	2.4
	61 65	5	0	7.1	11.7	10.8	11.5	12.6	12.6	12.1	11.4	10.3	9.0	7.8	6.2	4.6	3.3	2.6
	66 70	5	0	7.2	11.6	11.7	11.0	12.0	12.4	11.3	11.1	9.9	8.8	7.3	5.1	4.1	2.7	2.1
	71 75	5	0	7.9	12.4	11.8	11.8	12.2	11.5	12.5	11.7	9.8	9.4	7.6	5.7	4.2	3.2	2.6
	76 80	5	0	7.0	10.5	10.4	10.5	10.4	10.4	10.1	10.8	8.8	8.5	6.1	4.5	4.3	3.0	2.4
	81 85	5	0	5.4	7.9	8.2	8.0	8.4	7.9	7.9	7.3	7.4	5.6	4.9	4.3	3.0	2.1	1.7
	86 90	2	0	5.5	7.8	7.2	7.5	7.6	7.2	6.9	6.8	5.6	5.9	4.2	3.7	2.8	2.0	1.5

n1 – number of surveys averaged within period, may vary between age groups
n2 – number of age groups based on inter-period interpolation only, these estimates are shown in italics
TC – total cigarettes, MC – manufactured cigarettes

Table S1.9 (continued - cigarettes per person per day)

Country Sex Product	Years	n1	n2	Age group 15-19	20-24	25-29	30-34	35-39	40-44	45-49	50-54	55-59	60-64	65-69	70-74	75-79	80-84	85+
United Kingdom, Female																		
TC	71 75	2	0	5.3	8.3	9.1	9.4	9.3	9.2	9.0	8.6	7.4	4.8	3.6	2.6	1.8	1.2	0.9
	76 80	3	0	4.8	8.4	8.9	9.1	9.4	9.2	9.0	9.2	7.9	5.5	4.1	2.9	2.1	1.4	1.1
	81 85	3	0	3.9	6.8	7.2	7.4	7.5	7.4	7.2	7.4	6.4	5.1	3.8	2.7	1.9	1.3	1.0
	86 90	4	0	4.6	7.9	8.1	8.3	8.6	8.5	8.2	7.9	6.8	6.0	4.4	3.2	2.2	1.5	1.2
	91 95	7	0	3.3	6.2	6.0	6.1	6.2	6.1	6.5	6.2	5.1	4.3	3.4	2.4	2.0	1.4	1.1
MC	46 50	2	0	1.5	3.7	4.2	4.3	3.5	3.5	3.4	3.2	2.7	1.9	1.4	1.0	0.7	0.4	0.4
	51 55	5	0	1.5	3.5	4.9	5.0	4.4	4.3	4.2	3.9	3.3	1.8	1.4	1.0	0.7	0.5	0.4
	56 60	5	0	2.2	4.1	5.7	5.9	5.8	5.8	5.6	5.2	4.5	2.6	1.9	1.4	1.0	0.7	0.5
	61 65	5	0	3.2	5.6	6.1	6.2	6.9	6.8	6.6	6.1	5.2	3.4	2.5	1.8	1.3	0.9	0.7
	66 70	5	0	4.9	7.4	7.1	6.7	7.0	7.8	7.3	6.3	5.8	3.6	2.7	1.9	0.9	0.7	0.6
	71 75	5	0	6.2	8.5	8.5	8.4	8.0	8.9	9.4	8.1	6.4	5.0	3.3	2.1	1.3	0.9	0.8
	76 80	5	0	5.8	8.5	8.1	8.6	8.8	7.9	8.6	8.7	7.4	5.3	3.6	2.6	1.5	1.0	0.9
	81 85	5	0	4.4	6.5	6.5	6.7	7.0	7.5	7.0	6.7	6.6	5.2	3.5	2.3	1.7	1.1	0.8
	86 90	2	0	4.7	6.1	5.9	6.3	6.9	7.1	6.9	5.6	6.1	4.9	3.2	2.0	1.4	0.9	0.8
USA, Male																		
TC+MC	46 50	1	0	4.4	15.9	17.1	15.7	15.6	16.1	15.5	13.5	12.1	9.0	7.8	3.0	2.3	1.6	1.3
	51 55	1	0	5.9	13.7	17.5	18.5	18.7	18.7	17.3	16.3	12.7	10.9	6.5	5.2	3.9	2.7	2.2
	56 60	1-3	0	6.3	14.6	15.8	16.8	16.9	16.5	16.1	14.9	12.5	9.6	7.2	5.1	3.2	2.4	1.4
	61 65	2	0	6.7	15.3	17.3	18.4	18.1	18.1	17.5	16.4	14.8	12.7	9.9	7.9	5.9	4.2	3.3
	66 70	4-6	0	5.9	13.9	16.7	17.7	18.0	18.0	17.3	16.2	14.6	12.5	8.1	6.4	4.8	3.4	2.7
	71 75	1-3	0	5.7	12.2	14.8	15.6	17.2	17.2	16.6	15.6	14.0	12.1	9.9	7.9	5.9	4.2	3.4
	76 80	3-4	0	5.2	12.8	14.6	15.4	16.2	16.2	16.0	15.0	13.5	11.6	8.2	6.6	4.9	3.4	2.8
	81 85	2	0	4.5	8.5	10.2	10.8	12.3	12.1	11.2	10.5	10.5	8.8	6.5	5.1	3.6	2.5	1.9
	86 90	1	0	4.1	7.1	11.4	12.1	12.0	12.0	12.5	11.7	10.6	9.1	6.7	5.4	3.2	2.2	1.8
USA, Female																		
TC+MC	46 50	1	0	1.7	7.3	8.3	8.2	7.9	5.6	4.6	3.3	2.4	2.3	1.7	0.6	0.4	0.3	0.3
	51 55	1	0	2.8	5.8	7.2	8.1	6.8	6.5	5.1	4.2	2.2	1.7	0.7	0.5	0.3	0.2	0.2
	56 60	1-3	0	3.6	6.7	7.7	8.6	8.4	7.9	7.1	5.6	3.9	2.5	1.8	1.1	0.8	0.4	0.1
	61 65	2	0	4.0	8.6	9.8	10.9	10.7	10.3	9.1	7.5	5.4	4.2	2.8	1.9	1.2	0.9	0.9
	66 70	4-6	0	3.6	8.0	10.5	11.5	11.1	10.7	10.6	8.9	6.4	5.0	2.8	2.0	1.3	0.9	0.8
	71 75	1-3	0	3.8	9.4	9.3	9.6	11.5	11.3	10.9	10.1	8.5	6.7	3.7	2.6	1.8	1.2	1.0
	76 80	3-4	0	4.3	8.6	9.7	9.9	9.5	9.3	10.6	9.7	8.4	6.5	5.0	3.5	2.5	1.7	1.3
	81 85	2	0	3.9	6.9	7.5	7.7	8.3	7.9	7.9	7.3	7.2	5.8	4.2	3.0	2.0	1.3	0.9
	86 90	1	0	3.7	6.5	8.1	8.3	8.3	8.2	9.7	8.9	7.7	6.0	5.0	3.6	2.0	1.3	1.1
USSR (combined), Male																		
TC+MC	71 75	1-2	0	2.6	11.3	12.2	13.2	13.1	10.9	11.1	9.9	8.9	8.4	7.2	4.2	3.2	2.2	1.8
	76 80	0	15	*3.4*	*10.3*	*11.1*	*11.9*	*11.8*	*10.7*	*10.5*	*9.7*	*8.7*	*7.8*	*6.7*	*4.6*	*3.5*	*2.4*	*2.0*
	81 85	4-5	0	4.3	9.2	9.9	10.5	10.5	10.5	10.0	9.4	8.5	7.3	6.3	5.0	3.7	2.6	2.1
	86 90	1	0	6.1	12.1	13.0	13.8	13.7	13.7	13.1	12.4	11.1	9.6	8.2	6.6	4.9	3.5	2.8
	91 95	3-4	0	4.9	9.5	10.9	11.5	11.3	11.3	11.1	10.4	9.1	7.8	5.3	4.3	3.2	2.7	2.2
USSR (combined), Female																		
TC+MC	71 75	1	0	0.5	1.3	1.3	2.8	2.8	1.6	1.5	0.9	0.8	1.9	1.4	1.2	0.8	0.6	0.5
	76 80	0	15	*0.6*	*1.3*	*1.3*	*2.0*	*2.0*	*1.3*	*1.2*	*0.8*	*0.7*	*1.1*	*0.9*	*0.7*	*0.5*	*0.3*	*0.4*
	81 85	4-5	0	0.7	1.3	1.2	1.2	1.1	1.0	0.9	0.7	0.6	0.4	0.3	0.2	0.2	0.1	0.3
	86 90	2	0	0.3	0.6	0.6	0.6	0.4	0.4	0.4	0.3	0.2	0.2	0.2	0.1	0.1	0.1	0.1
	91 95	4-5	0	1.1	1.9	1.9	1.8	1.6	1.5	1.3	1.0	0.8	0.5	0.4	0.3	0.2	0.2	0.0

n1 – number of surveys averaged within period, may vary between age groups
n2 – number of age groups based on inter-period interpolation only, these estimates are shown in italics
TC – total cigarettes, MC – manufactured cigarettes

Table S1.9 (continued - cigarettes per person per day)

Country Sex Product	Years	n1	n2	Age group														
				15-19	20-24	25-29	30-34	35-39	40-44	45-49	50-54	55-59	60-64	65-69	70-74	75-79	80-84	85+
Yugoslavia, Male																		
TC+MC	56 60	2	0						11.1	11.5	13.0	12.1						
	61 65	3	0						11.4	11.3	10.4	9.1						
	66 70	1	1						*13.0*	16.2	15.3	17.4	15.0					
	71 75	1-2	0	5.6	11.7	12.6	13.2	13.1	14.6	14.0	13.6	12.3	10.5	11.0	8.8	6.5	4.6	3.7
	76 80	0	15	*6.4*	*13.0*	*14.0*	*14.7*	*14.6*	*15.4*	*14.7*	*14.1*	*12.7*	*10.9*	*10.4*	*8.2*	*6.1*	*4.3*	*3.5*
	81 85	1	0	7.2	14.2	15.3	16.2	16.1	16.1	15.4	14.5	13.1	11.2	9.7	7.7	5.7	4.1	3.3
	86 90	1-2	0	7.0	11.3	12.1	12.9	12.8	12.8	12.2	11.5	10.4	8.9	7.7	6.1	4.6	3.2	2.6
Yugoslavia, Female																		
TC+MC	66 70	1	0							3.6	4.0	4.6	4.1					
	71 75	1-2	0	3.4	1.7	1.9	1.9	1.8	2.8	2.2	2.0	1.5	0.9	1.6	1.1	0.7	0.5	0.5
	76 80	0	15	*3.2*	*3.8*	*4.3*	*4.7*	*4.6*	*4.9*	*4.0*	*3.4*	*2.5*	*1.8*	*1.8*	*1.2*	*0.8*	*0.6*	*0.6*
	81 85	1	0	3.0	5.8	6.7	7.5	7.3	7.0	5.8	4.7	3.4	2.7	2.0	1.3	0.8	0.6	0.6
	86 90	1-2	0	3.4	3.1	3.6	4.0	3.9	3.7	3.1	2.5	1.8	1.4	1.0	0.7	0.4	0.3	0.3

n1 – number of surveys averaged within period, may vary between age groups
n2 – number of age groups based on inter-period interpolation only, these estimates are shown in italics
TC – total cigarettes, MC – manufactured cigarettes

Figure S1.1 Cumulative percentage of smokers for selected individual surveys, Belgium, females

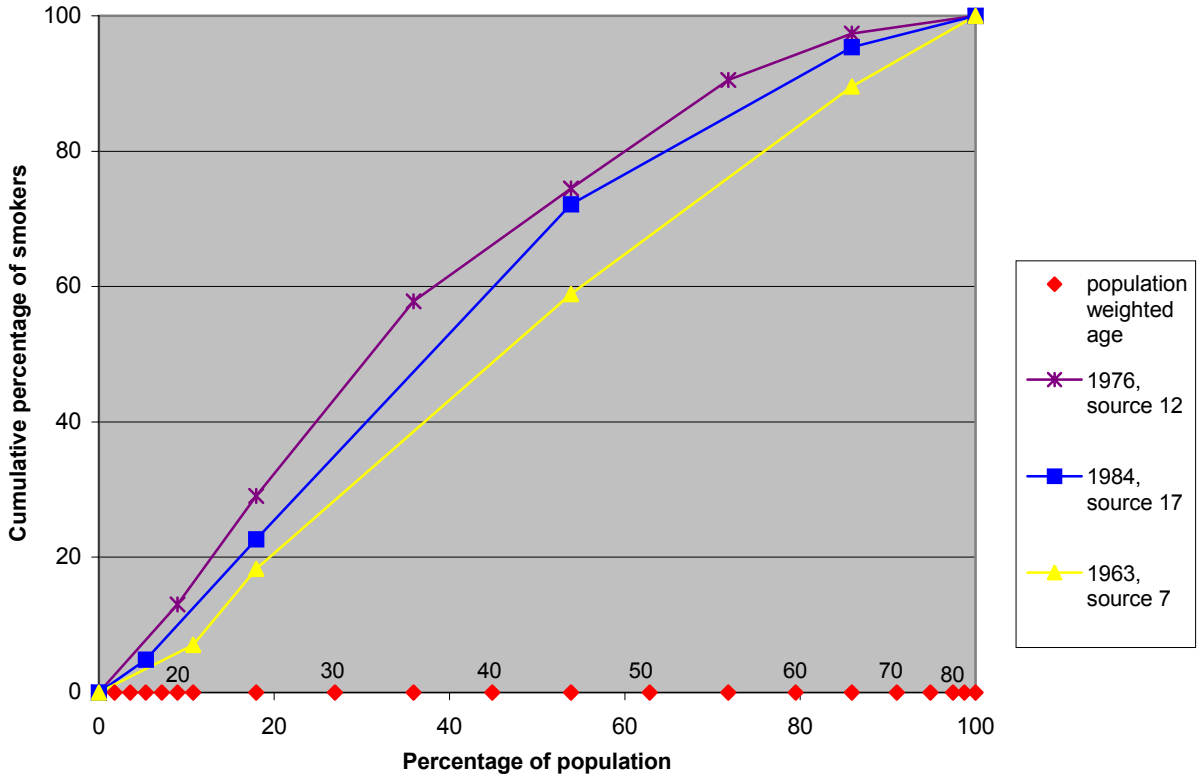

For original data and sources, see Table 3.4F of IntSS2

Figure S1.2 Values of weights - prevalence

Males

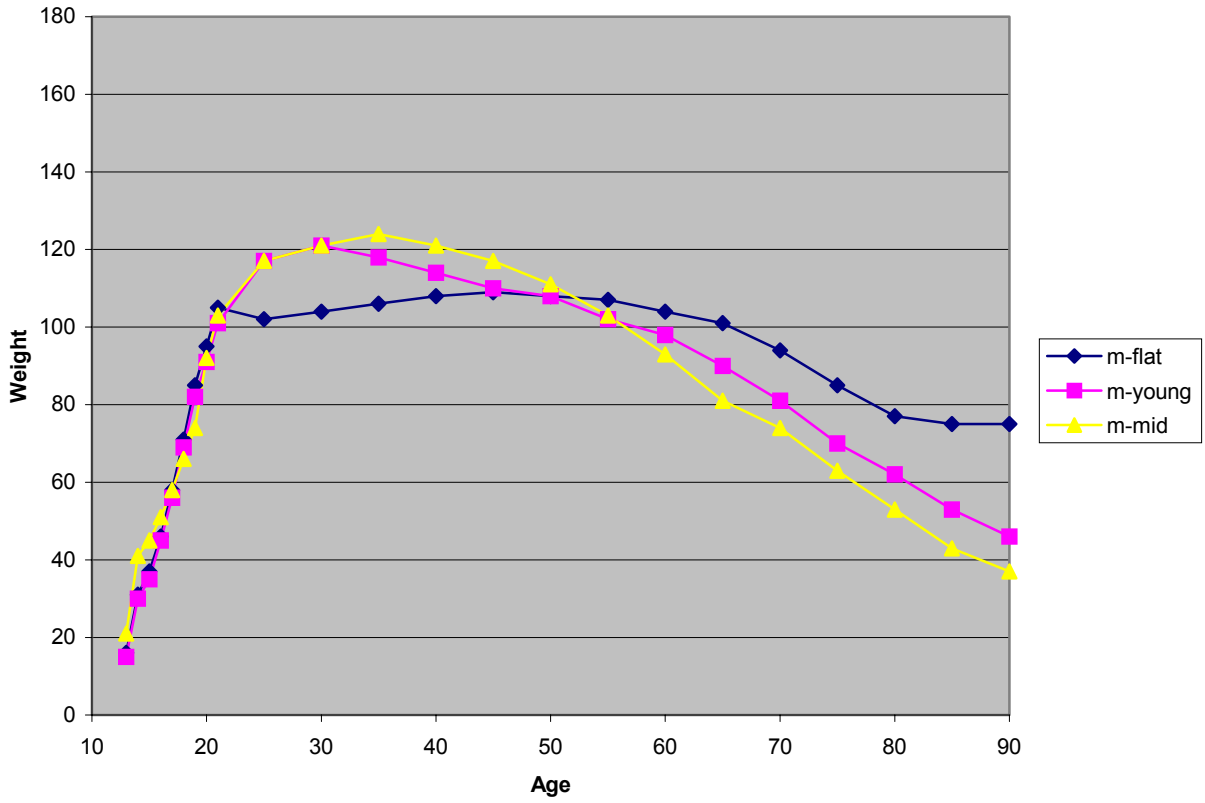

Females

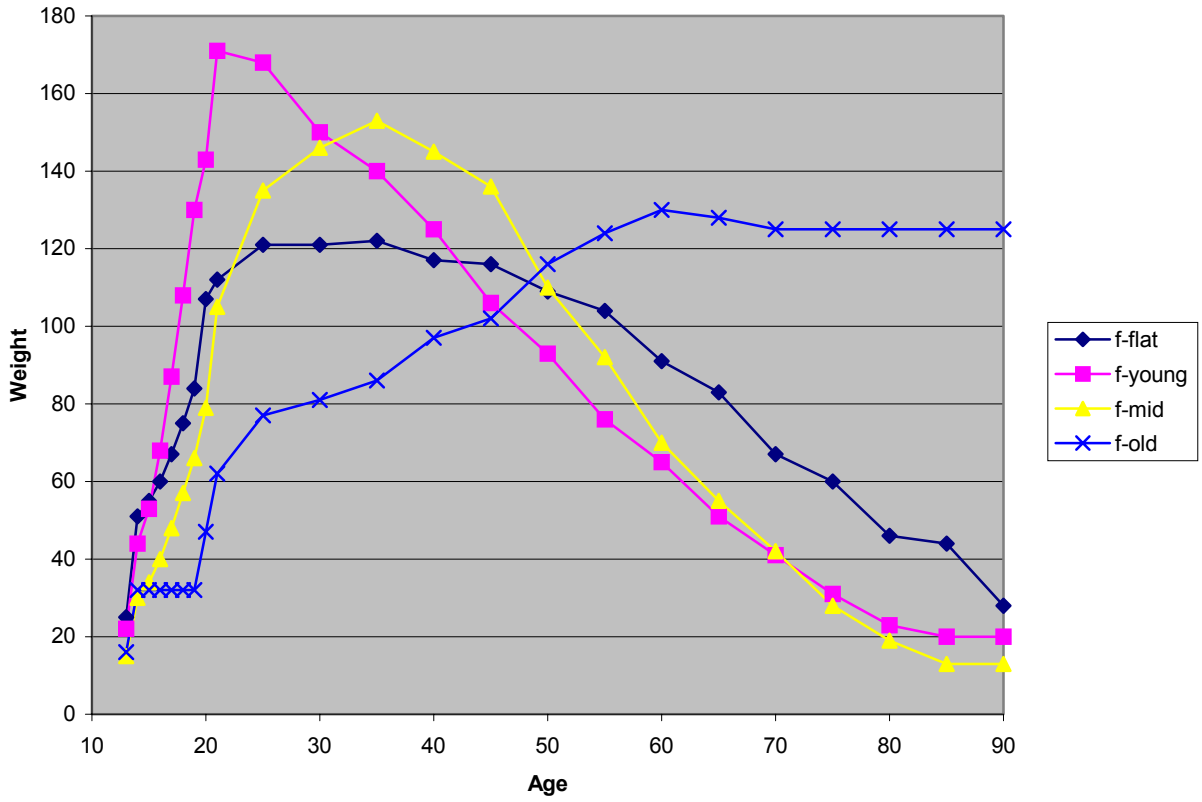

Figure S1.3 Values of weights - cigarettes per person

Males

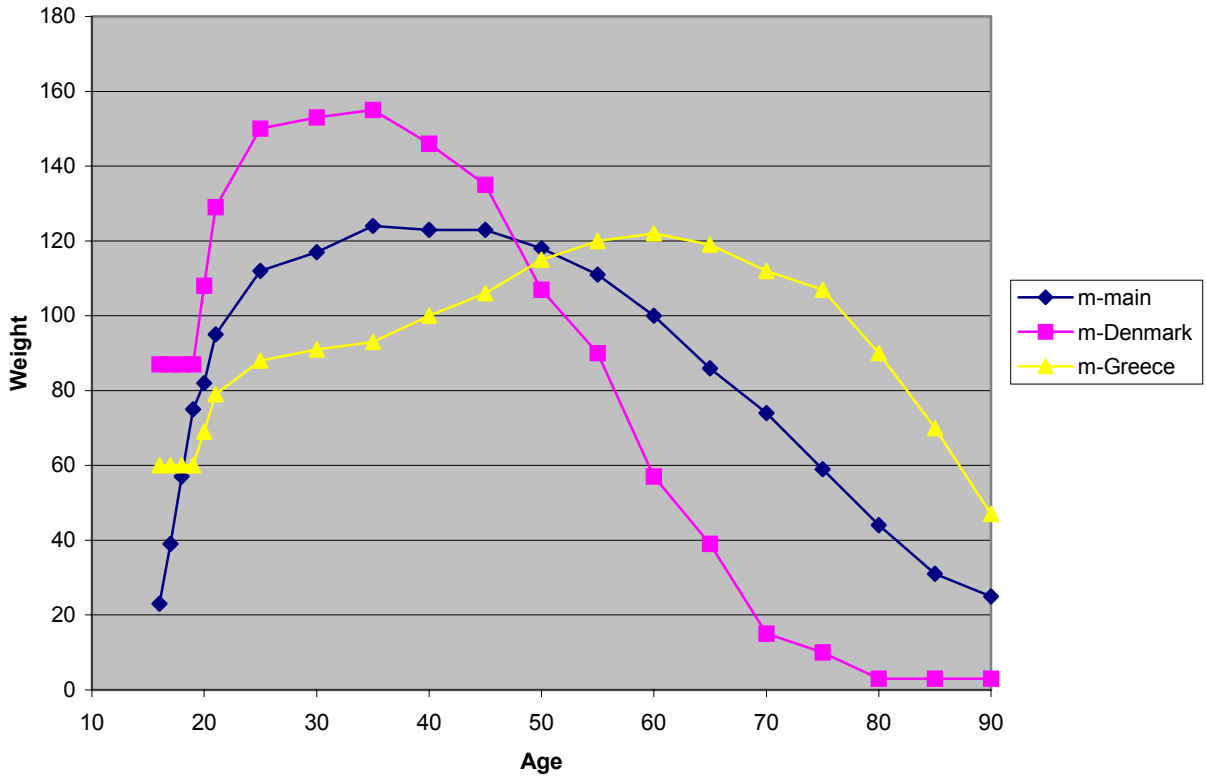

Females

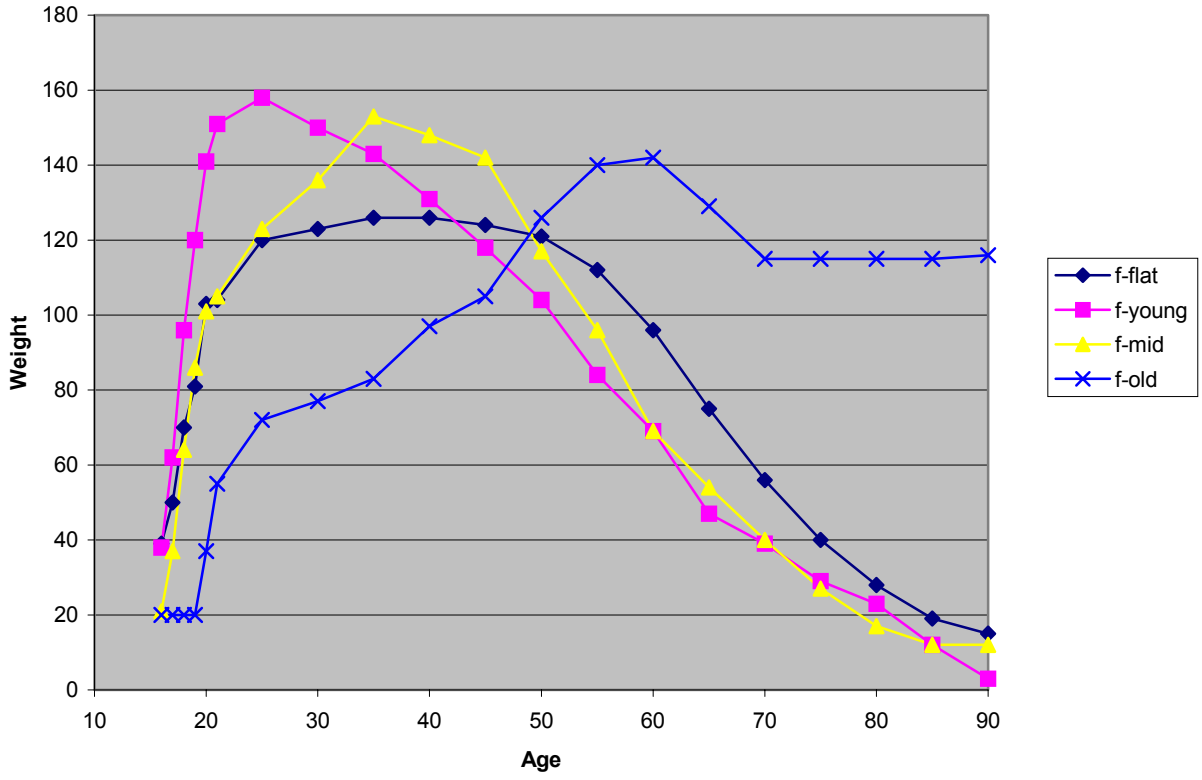

Frequency	Age group																					
Product Source Year	12	13	14	15	16	17	18	19	20	21 - 24	25 - 29	30 - 34	35 - 39	40 - 44	45 - 49	50 - 54	55 - 59	60 - 64	65 - 69	70 - 74	75 - 79	80 - 84	85+
45 1 U U				25.0	41.3	50.5	60.5	67.6	74.8	72.6	74.0	75.5	76.9	77.6	76.9	76.2	74.0	71.9	66.9	60.5	54.8	53.4	53.4
64 1 U U				25.0	33.4	40.9	49.0	54.7	60.5	58.8	59.9	61.1	62.2	62.8	62.2	61.7	59.9	58.2	54.2	49.0	44.4	43.2	43.2
68 11 UC R	20.5	26.1	29.9	37.4	41.4																		
68 11 UC A	23.3	27.8	30.8	37.7	43.3																		
69 1 U U				20.0	25.9	31.7	38.0	42.5	47.0	45.6	46.5	47.4	48.3	48.7	48.3	47.8	46.5	45.2	42.0	38.0	34.4	33.5	33.5
69 15 UC R				10.2																			
69 15 UC U				37.4																			
72 5 TC R		13.2	15.4	19.8	24.6	30.3	38.4	42.7	47.3	54.8	53.4	52.1	50.3	51.8	50.8	48.0	44.0	40.4	36.3	31.4	27.8	23.8	20.6
73 5 TC R		11.9	13.9	17.9	22.3	27.4	37.5	41.6	46.1	53.4	48.6	47.4	45.8	47.1	46.2	43.6	42.8	39.3	35.4	30.6	27.1	23.2	20.1
73 11 U R	26.0	32.4	37.9	45.1	55.7																		
73 11 U A	26.5	33.1	38.2	45.4	55.7																		
74 2 UC U				20.0	27.1	33.3	39.6	44.0	43.5	50.4	44.0	46.0	44.0	39.0	43.0	43.0	35.0	33.4	30.1	30.9	27.4	23.4	20.3
74 2 A U				20.0	28.3	34.6	41.5	46.4	53.2	51.7	49.2	52.4	48.1	45.9	47.2	46.8	40.6	37.3	34.7	33.2	30.0	29.3	29.3
74 5 TC R		16.1	18.8	24.1	30.0	37.0	35.4	39.3	43.6	50.5	47.3	46.2	44.6	46.5	45.6	43.1	37.9	34.8	31.4	27.1	24.0	20.5	17.8
75 5 TC R		14.4	16.9	21.7	27.0	33.2	36.2	40.2	44.6	51.7	47.5	46.3	44.7	47.2	46.4	43.8	36.2	33.3	29.9	25.9	22.9	19.6	17.0
76 2 UC U				20.0	27.1	33.3	39.6	44.0	40.8	47.3	45.0	40.0	42.0	40.0	37.0	48.0	37.0	33.5	30.1	29.8	26.4	22.6	19.6
76 2 A U				20.0	27.9	34.2	40.9	45.7	48.7	47.3	46.8	45.7	46.9	43.4	40.7	53.9	39.7	37.1	34.5	37.3	33.8	32.9	32.9
76 5 TC R		14.8	17.2	22.2	27.6	34.0	37.2	41.3	45.8	53.1	45.2	44.1	42.6	43.3	42.5	40.2	37.3	34.2	30.8	26.6	23.6	20.2	17.5
77 3 MC U				19.9	24.7	30.4	29.5	32.8	36.4	42.2	42.3	41.3	39.9	38.5	36.0	34.0	32.7	30.0	20.3	17.5	15.5	13.3	11.5
77 3 TC U				19.9	24.7	30.4	32.4	36.0	39.9	46.3	47.9	46.7	45.1	43.6	47.1	44.5	42.8	39.3	33.6	29.0	25.7	22.0	19.1
77 5 TC R		13.2	15.4	19.9	24.7	30.5	36.4	40.4	44.8	51.9	42.1	41.1	39.7	43.7	42.9	40.5	35.2	32.3	29.1	25.1	22.3	19.0	16.5
78 5 TC R		13.5	15.7	20.2	25.1	31.0	36.6	40.6	45.1	52.2	46.5	45.3	43.8	43.1	42.3	40.0	32.9	30.2	27.2	23.5	20.8	17.8	15.4
80 2 UC U				20.0	26.3	32.4	38.5	42.8	49.7	57.6	48.0	39.0	41.0	41.0	46.0	46.0	39.0	26.2	23.6	19.9	17.6	15.1	13.1
80 2 A U				20.0	26.8	33.1	39.3	43.6	50.1	58.1	48.6	40.0	41.8	43.1	47.4	47.1	40.1	28.1	25.3	20.4	18.1	15.5	13.4
80 6 TC U				15.9	19.8	24.4	29.0	32.2	35.7	41.4	42.8	29.9	35.7	40.1	41.0	31.6	31.7	24.5	22.0	19.1	16.9	14.4	12.5
80 6 A U				16.3	20.2	24.9	29.6	32.9	36.5	42.3	43.7	35.9	38.7	45.1	45.0	35.0	36.0	29.7	26.7	23.1	20.5	17.5	15.2
83 2 UC U				20.0	23.3	28.7	34.1	37.9	38.2	44.2	47.0	40.0	40.0	41.0	40.0	33.0	35.0	29.3	26.4	25.4	22.5	19.2	16.7
83 2 A U				20.0	24.0	29.5	35.1	39.0	39.8	46.2	49.2	43.5	42.2	42.6	43.1	38.0	38.1	35.3	31.7	29.4	26.0	22.2	19.3
83 6 TC U				14.6	18.2	22.4	26.6	29.6	32.8	38.0	39.3	32.3	32.0	29.0	31.0	32.6	30.7	25.4	22.9	19.8	17.5	15.0	13.0
83 6 A U				15.3	19.0	23.4	27.9	30.9	34.3	39.7	41.1	33.4	36.1	30.2	33.1	34.7	33.6	30.3	27.3	23.6	20.9	17.8	15.5
83 7 UC R				13.6	16.9	20.8	24.8	27.5	30.5	35.3	36.5	35.6	35.1	33.9	33.9	32.1	31.1	28.5	25.7	22.2	19.6	16.8	14.6
83 7 A A				14.2	17.7	21.8	25.9	28.8	31.9	37.0	38.3	37.3	37.3	36.0	38.0	35.9	34.8	32.0	28.8	24.9	22.0	18.8	16.3
83 8 UC R				12.8	15.9	19.6	23.3	25.9	28.7	33.3	34.4	33.5	32.4	31.3	36.0	34.0	32.9	30.2	27.2	23.5	20.8	17.8	15.5
83 8 A A				13.1	16.3	20.1	23.9	26.5	29.4	34.1	35.3	34.4	33.2	32.0	39.2	37.0	35.7	32.8	29.5	25.5	22.6	19.3	16.8
83 9 U U			13.8	17.7	22.0	27.1	32.3	35.8	39.7	46.0	47.6	46.4	44.8	43.3	42.5	40.1	38.5	35.4	31.9	27.5	24.4	20.8	18.1
84 9 U U			12.6	16.2	20.2	24.9	29.5	32.8	36.4	42.1	43.6	42.5	41.1	39.6	38.9	36.7	35.3	32.4	29.2	25.2	22.3	19.1	16.6
84 10 UC R	2.0	4.0	7.0	13.0	13.0	12.0	14.3	15.8															
84 10 UC A	10.0	17.0	24.0	29.0	29.0	27.0	32.1	35.6															
85 4 A U				19.9	24.7	30.4	26.9	29.9	33.2	38.4	39.8	38.8	37.5	36.1	35.5	33.5	32.2	29.6	26.6	23.0	20.4	17.4	15.1
85 12 UC *	6.1	12.2	16.9	27.3																			
85 12 UC R	12.2	16.5	19.3	30.2																			
85 14 U R			12.8	16.5	20.5	25.2	30.0	33.3	35.5	41.1	42.5	41.5	40.1	36.2	35.5	33.6	32.2	29.6	26.6	23.0	20.4	17.4	15.1
85 14 U A			17.8	22.9	28.5	35.1	41.7	46.3	38.9	45.1	46.7	45.5	44.0	36.2	35.5	33.6	32.2	29.6	26.6	23.0	20.4	17.4	15.1
85 16 UC A	5.2	12.4	17.2	26.0																			
86 2 UC U				20.0	17.5	21.5	25.6	28.4	31.5	36.5	37.7	36.8	35.5	34.3	33.7	31.8	30.6	28.1	25.3	21.8	19.3	16.5	14.3
86 2 A U				20.0	23.5	28.9	34.3	38.1	36.5	42.3	38.8	34.5	34.7	36.6	29.0	35.5	34.8	30.5	27.5	18.1	16.0	13.7	11.9
87 10 UC R	1.0	2.0	6.0	12.0	13.0	11.0	13.1	14.5															
87 10 UC A	5.0	10.0	19.0	25.0	27.0	25.0	29.7	33.0															
89 2 A U				20.0	15.0	18.5	22.0	24.4	36.4	42.2	38.9	36.7	35.4	32.3	26.3	22.1	25.5	22.4	20.2	23.2	20.5	17.6	15.2
89 6 TC U				16.4	20.4	25.1	29.9	33.2	22.5	26.0	33.9	24.9	23.4	21.6	24.5	22.7	21.2	16.6	17.4	16.7	14.8	12.7	11.0
89 6 A U				16.4	20.4	25.1	29.9	33.2	22.5	26.1	34.0	25.8	25.5	22.7	26.0	24.9	22.6	19.3	20.0	20.1	17.8	15.2	13.2
90 10 UC R	1.0	3.0	6.0	10.0	12.0	12.0	13.5	16.7															
90 10 UC A	6.0	11.0	17.0	22.0	25.0	24.0	26.9	33.5															
90 13 MC R				17.5	19.9	22.6	24.5	30.4	34.0	38.7	34.4	35.2	31.1	30.1	28.5	26.5	23.3	20.3	14.7	12.5	6.9	5.6	4.8
90 13 TC R				17.5	19.9	22.6	25.3	31.4	35.2	40.0	37.6	38.6	33.8	32.6	31.6	29.4	28.8	25.0	19.5	16.6	10.0	8.1	7.0
90 13 A R				17.5	19.9	22.6	25.3	31.4	35.2	40.0	37.9	38.9	34.7	33.5	33.1	30.7	30.1	26.3	21.0	17.9	12.3	10.0	8.6
91 14 UC R			19.4	22.0	25.0	28.5	32.0	39.7	32.8	37.2	38.5	39.5	38.5	35.1	33.3	30.9	27.9	24.3	22.2	18.9	15.9	12.9	11.1
91 14 UC A			25.9	29.4	33.4	38.0	42.6	53.0	41.0	46.6	48.2	49.4	48.2	40.2	38.2	35.4	32.0	27.9	25.5	21.7	18.2	14.8	12.7
92 2 UC U				18.0	14.7	16.7	18.7	23.3	26.1	29.6	30.6	31.4	30.6	29.6	28.1	26.1	23.6	20.5	18.7	16.0	13.4	10.9	9.4
92 2 A U				18.0	16.9	19.2	21.5	26.8	33.2	37.7	36.9	34.1	29.5	35.1	30.4	26.9	26.8	20.5	18.8	13.0	10.9	8.9	7.6

Notes to Annex A are on p. 166

Annex A (continued)

Frequency	Age group																					
Product Source Year	12	13	14	15	16	17	18	19	20	21 - 24	25 - 29	30 - 34	35 - 39	40 - 44	45 - 49	50 - 54	55 - 59	60 - 64	65 - 69	70 - 74	75 - 79	80 - 84	85+
93 10 UC R	1.0	3.0	6.0	11.0	12.0	15.0	16.8	20.9															
93 10 UC A	8.0	13.0	20.0	24.0	27.0	28.0	31.4	39.0															
93 14 UC R			11.2	12.7	14.4	16.4	18.4	22.9	31.6	35.9	37.1	37.3	36.4	35.2	33.4	31.0	21.6	18.8	17.2	14.6	12.3	10.0	8.6
93 14 UC A			14.7	16.6	18.9	21.5	24.1	30.0	39.5	44.8	46.4	39.4	38.5	37.2	35.3	32.8	24.1	21.0	19.2	16.3	13.7	11.1	9.6
95 2 A U				18.0	23.1	26.3	29.5	36.7	29.5	33.5	34.7	34.0	29.6	30.4	26.6	30.3	28.0	19.0	17.4	16.5	13.9	11.2	9.7
95 13 A R				17.5	19.9	22.6	19.3	24.0	26.9	30.6	31.6	32.4	31.6	30.6	29.0	26.9	24.3	21.2	19.3	16.5	13.8	11.2	9.7
95 14 UC A			13.3	15.1	17.1	19.5	21.9	27.2	35.2	40.0	35.5	36.4	32.9	31.9	30.2	28.0	22.9	20.0	18.2	15.5	13.1	10.6	9.1

Annex A Prevalence of smoking – individual surveys. Australia, females

Frequency	Age group																					
Product Source Year	12	13	14	15	16	17	18	19	20	21 - 24	25 - 29	30 - 34	35 - 39	40 - 44	45 - 49	50 - 54	55 - 59	60 - 64	65 - 69	70 - 74	75 - 79	80 - 84	85+
45 1 U U				10.0	11.7	13.9	16.1	19.3	25.6	33.0	35.7	37.4	35.4	33.2	26.9	22.5	17.1	13.4	10.3	6.8	4.6	3.2	3.2
64 1 U U				10.0	18.7	20.9	23.4	29.8	31.2	33.7	33.7	34.0	32.6	32.3	30.4	29.0	25.4	23.1	18.7	16.7	12.8	12.3	7.8
68 11 UC R	3.6	7.0	11.6	14.7	23.1																		
68 11 UC A	5.8	8.7	13.0	15.6	23.1																		
69 1 U U				10.0	18.7	20.9	23.4	29.8	31.2	33.7	33.7	34.0	32.6	32.3	30.3	29.0	25.3	23.1	18.7	16.7	12.8	12.3	7.8
69 15 UC R				1.8																			
69 15 UC U				14.7																			
72 5 TC R		11.2	12.1	13.2	14.8	16.5	27.4	34.9	36.5	39.5	35.7	36.0	34.6	37.1	34.8	33.2	25.2	23.0	18.5	16.6	12.7	12.2	7.8
73 5 TC R		12.8	13.8	15.1	16.8	18.8	26.3	33.5	35.0	37.8	34.6	34.9	33.5	35.3	33.2	31.7	27.0	24.7	19.9	17.8	13.7	13.1	8.3
73 11 U R	12.5	24.3	31.1	31.0	31.5																		
73 11 U A	13.3	25.3	31.7	31.6	31.5																		
74 2 UC U				15.0	23.3	26.1	29.3	37.3	35.7	38.6	37.0	30.0	29.0	27.0	33.0	37.0	25.0	17.5	14.1	12.2	9.4	8.9	5.7
74 2 A U				15.0	24.0	26.8	30.1	38.3	35.7	38.6	37.4	30.4	29.4	27.5	32.6	37.0	25.4	17.7	14.3	12.1	9.3	8.9	5.6
74 5 TC R		14.4	15.5	16.9	18.9	21.1	28.8	36.7	38.4	41.5	35.8	36.1	34.7	35.5	33.4	31.9	23.8	21.7	17.5	15.7	12.0	11.5	7.3
75 5 TC R		16.8	18.1	19.7	22.0	24.6	27.1	34.5	36.1	39.0	35.4	35.7	34.3	33.1	31.1	29.7	23.5	21.4	17.3	15.5	11.9	11.4	7.2
76 2 UC U				15.0	25.8	28.8	32.3	41.1	40.4	43.6	42.0	36.0	26.0	34.0	35.0	37.0	17.0	19.7	15.9	13.5	10.3	9.9	6.3
76 2 A U				15.0	25.9	29.0	32.5	41.4	41.4	44.8	43.5	37.9	28.0	34.4	35.8	38.3	17.9	20.6	16.6	13.9	10.6	10.2	6.5
76 5 TC R		17.1	18.5	20.2	22.5	25.2	29.7	37.9	39.6	42.8	34.9	35.2	33.8	30.8	28.9	27.6	23.4	21.3	17.2	15.4	11.8	11.3	7.2
77 3 MC U				22.3	24.9	27.8	27.5	35.0	36.7	39.6	33.1	33.4	32.0	31.8	30.1	28.8	25.2	23.0	14.1	12.6	9.7	9.2	5.9
77 3 TC U				22.3	24.9	27.8	27.6	35.2	36.9	39.8	33.4	33.7	32.3	32.1	30.5	29.1	25.4	23.2	14.3	12.8	9.8	9.4	6.0
77 5 TC R		15.9	17.1	18.7	20.8	23.3	30.8	39.2	41.1	44.4	35.3	35.6	34.2	34.6	32.5	31.0	23.4	21.3	17.2	15.4	11.8	11.3	7.2
78 5 TC R		16.3	17.6	19.2	21.5	24.0	31.6	40.3	42.2	45.5	33.3	33.6	32.2	30.5	28.6	27.3	27.2	24.8	20.0	17.9	13.7	13.1	8.4
80 2 UC U				20.0	27.5	34.2	41.1	45.2	40.6	39.9	39.0	35.0	33.0	28.0	19.0	31.0	26.0	25.4	20.4	12.3	9.1	7.9	7.9
80 2 A U				20.0	27.7	34.4	41.4	45.6	40.6	39.9	40.5	35.8	33.3	29.5	20.0	31.3	26.1	25.4	20.4	12.4	9.2	8.0	8.0
80 6 TC U				11.6	14.8	18.4	22.1	24.3	29.1	28.6	25.5	29.9	27.7	25.6	26.3	25.1	23.3	22.7	18.2	13.8	10.2	8.9	8.9
80 6 A U				11.6	14.8	18.4	22.1	24.3	29.1	28.6	25.5	29.9	28.2	25.6	26.3	25.1	23.3	22.8	18.3	13.9	10.3	8.9	8.9
83 2 UC U				20.0	32.0	39.7	47.8	52.6	43.6	42.8	34.0	31.0	28.0	28.0	37.0	25.0	28.0	24.2	19.4	9.8	7.3	6.3	6.3
83 2 A U				20.0	33.4	41.4	49.9	54.9	45.5	44.7	34.5	32.1	28.8	28.1	38.5	25.5	29.1	24.4	19.6	10.3	7.6	6.6	6.6
83 6 TC U				16.1	20.6	25.6	30.8	33.8	40.5	39.8	35.5	20.7	27.0	24.6	22.6	25.3	20.9	18.9	15.2	11.5	8.5	7.4	7.4
83 6 A U				16.1	20.6	25.6	30.8	33.8	40.5	39.8	35.5	20.7	27.0	24.6	22.6	25.3	20.9	18.9	15.2	11.5	8.5	7.4	7.4
83 7 UC R				10.8	13.9	17.2	20.7	22.8	27.2	26.8	23.9	22.3	21.3	18.1	28.8	23.6	21.1	16.5	13.3	10.1	7.5	6.5	6.5
83 7 A A				11.5	14.8	18.3	22.0	24.3	29.0	28.5	25.4	23.7	22.6	19.2	28.8	23.6	21.6	17.0	13.6	10.3	7.7	6.7	6.7
83 8 UC R				16.6	21.2	26.3	31.6	34.8	41.6	40.9	36.5	34.1	30.4	25.8	24.0	19.6	19.7	15.5	12.5	9.4	7.0	6.1	6.1
83 8 A A				16.6	21.2	26.3	31.6	34.8	41.6	40.9	36.5	34.1	30.4	25.8	24.0	19.6	19.7	15.5	12.5	9.4	7.0	6.1	6.1
83 9 U U			15.2	19.5	24.9	31.0	37.3	41.0	49.0	48.2	43.0	40.1	35.8	30.4	26.7	21.8	18.6	14.6	11.8	8.9	6.6	5.7	5.7
84 9 U U			15.1	19.4	24.8	30.8	37.1	40.8	48.8	47.9	42.8	39.9	35.6	30.2	26.5	21.7	18.5	14.5	11.7	8.8	6.6	5.7	5.7
84 10 UC R	1.0	3.0	8.0	12.0	14.0	13.0	15.6	17.2															
84 10 UC A	8.0	18.0	29.0	34.0	34.0	30.0	36.1	39.7															
85 4 A U				19.4	24.8	30.8	33.7	37.1	44.4	43.6	38.9	36.3	32.4	27.5	24.1	19.7	16.9	13.2	10.6	8.0	6.0	5.2	5.2
85 12 UC *	7.2	16.5	23.5	31.5																			
85 12 UC R	10.3	20.2	27.4	34.7																			
85 14 U R			14.6	18.7	24.0	29.8	35.8	39.4	40.9	40.1	35.8	33.5	29.9	34.8	30.5	25.0	21.3	16.7	13.5	10.2	7.6	6.6	6.6
85 14 U A			21.6	27.8	35.5	44.1	53.1	58.4	44.4	43.6	38.9	36.3	32.4	36.5	32.0	26.1	22.4	17.5	14.1	10.7	7.9	6.9	6.9
85 16 UC A	7.5	15.6	23.7	32.4																			

Annex A (continued)

Frequency	Age group																					
Product Source Year	12	13	14	15	16	17	18	19	20	21 - 24	25 - 29	30 - 34	35 - 39	40 - 44	45 - 49	50 - 54	55 - 59	60 - 64	65 - 69	70 - 74	75 - 79	80 - 84	85+
86 2 UC U				20.0	24.2	30.1	36.2	39.8	47.6	46.8	41.8	39.0	34.8	29.5	25.9	21.2	18.1	14.2	11.4	8.6	6.4	5.6	5.6
86 2 A U				20.0	20.7	25.8	31.0	34.1	41.8	41.1	39.0	31.3	29.0	30.0	25.1	27.6	23.6	22.9	18.4	14.3	10.6	9.2	9.2
87 10 UC R	1.0	2.0	6.0	10.0	12.0	11.0	13.2	14.6															
87 10 UC A	5.0	13.0	22.0	28.0	30.0	29.0	34.9	38.4															
89 2 A U				20.0	23.1	28.7	34.6	38.0	38.2	37.6	36.7	30.4	26.4	24.2	28.8	27.9	17.6	21.6	17.4	13.0	9.7	8.4	8.4
89 6 TC U				15.9	20.3	25.2	30.3	33.3	32.0	31.5	24.7	21.8	20.9	17.8	23.2	18.6	16.4	14.9	11.2	9.9	7.4	6.4	6.4
89 6 A U				15.9	20.3	25.2	30.3	33.3	32.5	31.9	24.7	21.8	20.9	18.0	23.2	18.6	16.4	14.9	11.2	9.9	7.4	6.4	6.4
90 10 UC R	1.0	2.0	6.0	11.0	11.0	11.0	13.2	14.6															
90 10 UC A	5.0	13.0	20.0	29.0	28.0	28.0	33.7	37.1															
90 13 MC R				15.5	19.8	24.6	29.1	32.0	38.2	37.5	31.9	29.7	26.6	22.5	25.2	20.6	21.3	16.7	14.9	11.3	6.1	5.3	5.3
90 13 TC R				15.5	19.8	24.6	29.4	32.3	38.6	38.0	32.4	30.2	27.0	22.9	25.5	20.9	21.6	16.9	15.3	11.6	6.8	5.9	5.9
90 13 A R				15.5	19.8	24.6	29.4	32.3	38.6	38.0	32.5	30.3	27.0	22.9	25.5	20.9	21.7	17.0	15.4	11.7	6.8	5.9	5.9
91 14 UC R			15.4	19.7	25.3	31.3	37.7	41.5	42.1	41.4	37.0	34.5	30.8	42.8	37.5	30.7	26.2	20.6	16.5	12.5	9.3	8.1	8.1
91 14 UC A			24.4	31.4	40.1	49.8	60.0	65.9	50.5	49.6	44.3	41.3	36.9	48.5	42.5	34.7	29.7	23.3	18.7	14.2	10.5	9.1	9.1
92 2 UC U				18.0	19.5	24.2	29.2	32.1	38.4	37.7	33.7	31.4	28.1	23.8	20.9	17.1	14.6	11.5	9.2	7.0	5.2	4.5	4.5
92 2 A U				18.0	18.4	22.8	27.4	30.2	36.7	36.1	32.8	28.7	27.6	25.5	27.3	17.5	16.8	19.7	15.8	7.7	5.7	5.0	5.0
93 10 UC R	1.0	2.0	6.0	9.0	10.0	13.0	15.6	17.2															
93 10 UC A	7.0	14.0	23.0	28.0	28.0	31.0	37.3	41.0															
93 14 UC R			8.6	11.1	14.1	17.6	21.1	23.3	38.6	37.9	33.8	28.8	25.7	21.8	19.2	15.7	17.5	13.8	11.1	8.4	6.2	5.4	5.4
93 14 UC A			14.5	18.7	23.9	29.6	35.7	39.2	46.1	45.3	40.4	33.9	30.2	25.6	22.5	18.4	20.7	16.3	13.1	9.9	7.3	6.4	6.4
95 2 A U				18.0	23.1	28.6	34.4	37.9	34.4	33.8	35.0	32.9	25.1	26.6	15.0	21.0	18.3	16.3	13.1	9.9	7.4	6.4	6.4
95 13 A R				10.1	12.9	16.0	26.0	28.6	34.2	33.6	30.0	28.0	25.0	21.2	18.6	15.2	13.0	10.2	8.2	6.2	4.6	4.0	4.0
95 14 UC A			10.3	13.2	16.9	20.9	25.2	27.7	41.6	40.9	35.2	32.9	25.6	21.7	19.1	15.6	25.6	20.1	16.2	12.2	9.1	7.9	7.9

Annex A Prevalence of smoking – individual surveys. Austria, males

Frequency	Age group																					
Product Source Year	12	13	14	15	16	17	18	19	20	21 - 24	25 - 29	30 - 34	35 - 39	40 - 44	45 - 49	50 - 54	55 - 59	60 - 64	65 - 69	70 - 74	75 - 79	80 - 84	85+
54 5 UC A				34.9	43.4	53.4	63.5	70.5	78.2	90.6	93.7	91.4	88.3	85.2	83.7	79.0	75.9	69.7	62.7	54.2	48.0	41.1	35.6
54 5 A A				38.1	48.1	58.8	70.4	78.7	87.0	84.5	86.2	87.8	89.5	90.3	89.5	88.7	86.2	83.7	77.9	70.4	63.8	62.2	62.2
72 1 UC R				20.0	20.0	24.7	29.3	32.5	36.1	41.8	43.2	42.2	40.7	39.3	38.6	36.5	35.0	32.2	28.9	25.0	22.2	18.9	16.4
72 1 A R				20.0	21.6	26.6	31.6	35.1	38.9	45.1	46.6	45.5	43.9	42.4	41.6	39.3	37.8	34.7	31.2	27.0	23.9	20.4	17.7
72 1 A A				20.0	24.9	30.7	36.5	40.5	45.0	52.1	55.7	49.3	44.3	49.1	48.2	46.4	44.6	48.6	43.7	37.8	33.5	28.6	24.8
77 3 A R				16.7	20.8	25.7	30.5	33.9	37.6	43.5	45.0	36.6	35.4	34.1	33.5	38.5	37.0	34.0	30.6	26.4	23.4	20.0	17.4
77 3 A A				23.1	28.7	35.4	42.1	46.7	51.8	60.0	62.1	48.1	46.5	44.9	44.0	46.9	45.1	41.4	37.3	32.2	28.5	24.4	21.2
78 2 UC R				20.0	22.2	27.3	32.5	36.1	40.0	46.4	47.9	37.6	36.4	35.1	34.5	39.7	38.2	38.2	34.3	33.1	29.3	25.0	21.7
78 2 UC A				20.0	32.5	40.0	47.5	52.8	58.6	67.8	70.2	43.9	42.4	40.9	40.2	44.8	43.0	41.3	37.2	33.1	29.3	25.0	21.7
79 1 UC R				20.0	18.9	23.2	27.6	30.6	34.0	39.4	40.7	39.7	38.4	37.0	36.4	34.3	33.0	30.3	27.3	23.6	20.9	17.8	15.5
79 1 A R				20.0	19.7	24.3	28.8	32.0	35.5	41.1	42.6	41.5	40.1	38.7	38.0	35.9	34.5	31.7	28.5	24.6	21.8	18.6	16.2
79 1 UC A				20.0	21.6	26.6	31.6	35.1	38.9	45.1	46.7	45.5	44.0	42.4	41.6	39.3	37.8	34.7	31.2	27.0	23.9	20.4	17.7
79 1 A A				20.0	22.7	27.9	41.1	45.7	45.0	52.1	52.5	50.6	46.1	39.6	39.6	42.3	38.4	33.2	33.4	33.7	26.8	22.9	19.9
81 4 UC U				20.0	21.1	26.0	30.9	34.3	38.1	44.1	45.6	34.5	33.4	32.2	31.6	31.4	30.1	27.7	24.9	33.2	29.4	25.1	21.8
83 6 U R		5.5		16.9																			
86 1 A R				20.0	19.1	23.6	28.0	31.1	34.5	40.0	41.3	40.3	39.0	37.6	36.9	34.9	33.5	30.8	27.7	23.9	21.2	18.1	15.7
86 1 UC A				20.0	21.0	25.8	30.7	34.1	37.8	43.8	45.3	44.2	42.7	41.2	40.4	38.2	36.7	33.7	30.3	26.2	23.2	19.8	17.2
86 1 A A				20.0	18.7	23.1	36.6	40.6	42.1	48.7	51.9	52.7	46.7	46.8	36.2	33.7	35.0	31.0	27.4	26.8	23.7	20.2	17.6
86 6 U *		3.0		12.4																			
86 6 U R		7.3		18.4																			
86 6 U A		18.8		29.1																			
90 6 UC R		5.0		23.0																			
90 6 UC A		11.0		29.0																			
91 1 UC R				19.7	22.5	25.6	28.7	35.6	39.9	45.3	46.9	47.0	45.8	44.3	35.8	33.3	30.0	24.7	22.6	19.2	13.7	11.1	9.5
94 6 UC R		8.0		29.0																			
95 7 UC R				18.3	20.8	23.7	26.6	33.1	37.0	42.0	44.7	45.8	45.0	43.5	46.1	42.8	35.7	31.1	28.2	24.0	20.2	16.4	14.1
95 7 UC A				24.1	27.4	31.2	35.0	43.5	48.7	55.3	52.6	53.9	54.9	53.1	49.1	45.5	37.8	32.9	32.9	28.0	23.6	19.1	16.4

Frequency	Age group																					
Product Source Year	12	13	14	15	16	17	18	19	20	21 - 24	25 - 29	30 - 34	35 - 39	40 - 44	45 - 49	50 - 54	55 - 59	60 - 64	65 - 69	70 - 74	75 - 79	80 - 84	85+
54 5 UC A				18.3	23.4	29.0	34.9	38.4	45.9	45.1	40.3	37.6	33.6	28.5	25.0	20.4	17.5	13.7	11.0	8.3	6.2	5.4	5.4
54 5 A A				18.3	23.5	29.1	35.1	38.6	46.1	45.3	40.5	37.8	33.7	28.6	25.1	20.5	17.5	13.8	11.1	8.4	6.2	5.4	5.4
72 1 UC R				10.0	9.2	11.4	13.7	15.1	18.0	17.7	15.8	14.7	13.2	11.2	9.8	8.0	6.8	5.4	4.3	3.3	2.4	2.1	2.1
72 1 A R				10.0	9.3	11.5	13.8	15.2	18.2	17.9	16.0	14.9	13.3	11.3	9.9	8.1	6.9	5.4	4.4	3.3	2.4	2.1	2.1
72 1 A A				10.0	12.3	15.2	18.3	20.1	24.1	23.7	28.2	19.6	15.4	15.3	13.4	12.6	10.8	7.3	5.8	4.4	3.3	2.8	2.8
77 3 A R				11.6	14.9	18.5	22.2	24.4	29.2	28.7	25.6	16.7	14.9	12.7	11.1	11.2	9.6	7.5	6.1	4.6	3.4	3.0	3.0
77 3 A A				19.4	24.8	30.8	37.0	40.7	48.7	47.9	42.7	25.1	22.4	19.0	16.7	14.5	12.4	9.7	7.8	5.9	4.4	3.8	3.8
78 2 UC R				10.0	9.5	11.8	14.2	15.7	18.7	18.4	16.4	19.1	17.0	14.4	12.7	12.9	11.1	6.8	5.4	4.9	3.6	3.1	3.1
78 2 UC A				10.0	18.5	22.9	27.6	30.4	36.3	35.7	31.8	31.0	27.7	23.5	20.6	18.3	15.7	9.0	7.2	4.9	3.6	3.1	3.1
79 1 UC R				10.0	12.6	15.7	18.9	20.8	24.9	24.4	21.8	20.4	18.2	15.4	13.5	11.0	9.4	7.4	6.0	4.5	3.3	2.9	2.9
79 1 A R				10.0	12.7	15.8	19.0	20.9	25.0	24.6	22.0	20.5	18.3	15.5	13.6	11.1	9.5	7.5	6.0	4.5	3.4	2.9	2.9
79 1 UC A				10.0	15.8	19.7	23.7	26.0	31.1	30.6	27.3	25.5	22.7	19.3	16.9	13.8	11.8	9.3	7.5	5.6	4.2	3.6	3.6
79 1 A A				10.0	12.8	15.8	25.0	27.4	35.3	34.7	32.0	34.3	21.6	16.9	12.2	15.0	12.9	8.6	5.5	5.1	2.6	2.2	2.2
81 4 UC U				10.0	18.4	22.9	27.5	30.3	36.2	35.6	31.8	28.6	25.6	21.7	19.0	19.3	16.5	12.9	10.4	4.9	3.6	3.2	3.2
83 6 U R		3.9		19.0																			
86 1 A R				10.0	16.1	20.0	24.0	26.4	31.6	31.1	27.7	25.9	23.1	19.6	17.2	14.0	12.0	9.4	7.6	5.7	4.3	3.7	3.7
86 1 UC A				10.0	19.4	24.1	29.0	31.9	38.1	37.4	33.4	31.2	27.9	23.6	20.7	16.9	14.5	11.4	9.1	6.9	5.1	4.5	4.5
86 1 A A				10.0	13.4	16.6	25.2	27.8	37.3	36.7	38.1	34.7	30.5	29.6	17.7	13.8	11.5	9.6	9.1	6.2	3.0	2.6	2.6
86 6 U *		2.5		10.9																			
86 6 U R		5.8		16.7																			
86 6 U A		13.1		27.0																			
90 6 UC R		4.0		20.0																			
90 6 UC A		9.0		26.0																			
91 1 UC R				13.3	17.0	21.2	25.5	28.0	33.5	32.9	29.4	36.1	32.2	27.3	21.3	17.4	14.9	9.3	7.5	5.6	3.5	3.0	3.0
94 6 UC R		7.0		31.0																			
95 7 UC R				14.5	18.6	23.1	27.8	30.6	36.5	35.9	36.9	34.5	36.8	31.2	24.5	20.0	10.1	7.9	12.0	9.1	6.8	5.9	5.9
95 7 UC A				18.5	23.6	29.4	35.3	38.9	46.5	45.7	45.3	42.3	43.1	36.6	31.7	25.9	12.9	10.1	13.6	10.3	7.6	6.6	6.6

Frequency	Age group																					
Product Source Year	12	13	14	15	16	17	18	19	20	21 - 24	25 - 29	30 - 34	35 - 39	40 - 44	45 - 49	50 - 54	55 - 59	60 - 64	65 - 69	70 - 74	75 - 79	80 - 84	85+
55 21 A A	3.0	5.8	7.0	34.8	43.8	53.7	64.3	71.8	75.0	72.8	77.3	79.0	78.8	83.1	79.0	83.9	82.6	81.4	80.5	77.6	75.9	73.9	73.9
60 22 U R				22.1	27.9	34.1	40.8	45.6	50.5	49.0	50.0	50.9	51.9	52.4	51.9	51.4	50.0	48.5	45.2	40.8	37.0	36.0	36.0
63 6 A U				24.3	30.6	37.5	44.9	50.2	55.4	79.7	81.2	82.8	84.4	85.1	84.4	83.6	81.2	78.9	73.4	66.4	60.1	58.6	58.6
63 6 UC U				24.6	30.6	37.7	44.8	49.8	55.2	75.1	77.7	75.7	73.2	70.6	69.3	65.5	62.9	57.8	52.0	44.9	39.8	34.0	29.5
63 7 A U				24.3	30.6	37.5	44.9	50.2	55.4	75.0	67.2	68.5	69.8	70.4	72.0	71.3	69.3	67.3	74.7	67.6	61.2	59.6	59.6
72 2 MC U				23.1	28.8	35.5	42.2	46.8	51.9	60.2	62.2	60.7	58.6	56.6	55.5	52.5	50.4	46.3	41.7	36.0	31.9	27.3	23.7
72 22 U R				21.1	26.6	32.5	38.9	43.5	48.1	46.7	47.6	48.5	49.4	49.9	49.4	49.0	47.6	46.2	43.0	38.9	35.2	34.3	34.3
73 4 A U			35.7	44.4																			
73 5 A R	0.6	9.6	8.4	23.8	28.5	34.9	35.2	45.0	54.6	53.1													
73 11 UC U	8.9	17.8	20.7	26.6	33.1	40.8	48.5	53.9	59.8	69.2	71.6	69.8	67.5	65.1	63.9	60.4	58.0	53.3	47.9	41.4	36.7	31.4	27.2
74 2 MC U				21.8	27.1	33.4	39.7	44.1	48.9	56.6	58.6	57.1	55.2	53.3	52.3	49.4	47.4	43.6	39.2	33.9	30.0	25.7	22.3
74 18 U U	11.0	27.4	32.6	39.4	49.7	60.9	61.4	68.6															
75 20 U U	13.4	26.0	31.1	34.5	43.5	53.3	77.3	86.3															
75 22 U R				20.0	25.2	30.9	37.0	41.3	45.7	44.4	45.2	46.1	47.0	47.4	47.0	46.5	45.2	43.9	40.9	37.0	33.5	32.6	32.6
76 3 A R				28.2	35.5	43.5	52.0	58.2	64.3	62.4	54.6	55.7	56.7	57.3	66.6	66.0	64.1	62.3	60.5	54.7	49.5	48.2	48.2
76 12 MC U				32.1	40.0	49.3	58.6	65.0	48.8	56.5	56.6	55.2	53.0	51.1	49.4	46.6	33.4	30.7	23.2	20.0	17.7	15.2	13.2
76 12 A U				28.9	36.4	44.5	53.3	59.6	65.9	64.0	65.2	66.5	67.7	68.4	67.7	67.1	65.2	63.4	59.0	53.3	48.3	47.0	47.0
76 13 A U				27.0	34.0	41.7	49.9	55.7	61.6	59.8	61.0	62.2	63.4	64.0	63.4	62.8	61.0	59.3	55.2	49.9	45.2	44.0	44.0
76 14 A U						43.9	52.6	58.8	65.0	63.1													
77 2 MC U				18.1	22.5	27.8	33.0	36.6	40.6	47.1	48.7	47.5	45.9	44.3	43.5	41.0	39.4	36.2	32.6	28.2	25.0	21.3	18.5
77 4 MC U				23.7	29.5	36.4	43.3	48.0	53.3	61.7													
79 22 U R				19.4	24.5	30.0	35.9	40.1	44.3	43.0	43.9	44.7	45.6	46.0	45.6	45.1	43.9	42.6	39.7	35.9	32.5	31.6	31.6
80 1 MC R				15.8	19.7	24.3	28.8	32.0	35.5	41.1	42.5	41.5	40.1	38.7	38.0	35.9	34.5	31.6	28.5	24.6	21.8	18.6	16.2
80 1 TC R				22.7	28.3	34.8	41.4	45.9	51.0	59.1	56.2	54.8	53.0	51.1	42.9	40.5	38.9	35.7	31.5	27.2	24.1	20.6	17.9
80 1 A R				27.0	34.1	41.7	50.0	55.9	61.7	60.0	57.6	58.7	59.8	60.4	54.2	53.7	52.2	50.7	45.2	40.9	37.1	36.1	36.1
80 2 MC U				17.2	21.4	26.3	31.3	34.7	38.6	44.7	46.2	45.0	43.5	42.0	41.2	38.9	37.4	34.4	30.9	26.7	23.7	20.2	17.6
80 13 A U				24.7	31.1	38.1	45.6	50.9	56.3	54.7	55.8	56.8	57.9	58.4	57.9	57.4	55.8	54.2	50.4	45.6	41.3	40.2	40.2
80 15 U R				24.2	30.5	37.4	44.7	50.0	55.3														
81 2 MC U				16.7	20.8	25.7	30.5	33.8	37.6	43.5	45.0	43.9	42.4	40.9	40.2	37.9	36.5	33.5	30.1	26.0	23.1	19.7	17.1
82 17 U R				19.7	24.9	30.4	44.0	49.2	54.3	52.8	53.8	54.9	55.9	56.4	55.9	55.4	53.8	52.3	48.6	44.0	39.8	38.8	38.8
82 19 U U						25.0																	
83 17 U R				19.7	24.9	30.4	39.3	43.9	48.5	47.2	48.1	49.0	49.9	50.4	49.9	49.5	48.1	46.7	43.5	39.3	35.6	34.7	34.7
84 2 MC U				15.8	19.6	24.2	28.8	31.9	35.4	41.1	42.5	41.4	40.0	38.6	37.9	35.8	34.4	31.6	28.4	24.6	21.8	18.6	16.1
84 10 UC R				17.4	21.7	26.7	31.8	35.3	39.1	45.3	46.9	45.7	44.2	42.6	41.4	39.1	46.3	42.5	38.3	33.1	29.3	25.0	21.7
84 10 A A				22.4	28.2	34.6	41.4	46.3	51.1	49.7	50.6	51.6	52.6	53.1	49.2	48.8	51.8	50.3	46.8	42.3	38.4	37.4	37.4
84 17 U R				19.7	24.9	30.4	39.2	43.8	48.4	47.0	48.0	48.9	49.8	50.3	49.8	49.3	48.0	46.6	43.3	39.2	35.5	34.6	34.6
84 17* U R				19.7	24.9	30.4	38.6	43.1	47.7	46.3	48.8	49.8	50.7	51.2	49.3	48.8	47.5	46.1	46.9	42.4	38.4	37.4	37.4
85 8 UC R				17.0	21.1	26.0	30.9	34.3	38.1	44.1	45.6	44.5	47.6	46.0	43.0	40.6	39.3	36.0	32.4	28.0	24.8	21.2	18.4
85 8 A A				22.4	28.3	34.6	41.5	46.3	51.2	49.8	50.7	51.7	55.6	56.1	51.0	50.6	47.7	46.3	43.1	39.0	35.3	34.4	34.4
85 9 UC R				20.4	25.4	31.3	37.2	41.3	45.9	53.1	55.0	53.6	55.5	53.5	51.5	48.6	45.7	42.0	37.8	32.6	28.9	24.7	21.5
85 9 A A				25.5	32.1	39.3	47.0	52.6	58.1	56.5	57.6	58.7	58.6	59.1	54.3	53.8	54.1	52.5	48.9	44.2	40.0	39.0	39.0
85 17 U R				19.7	24.9	30.4	37.4	41.8	46.3	44.9	45.8	46.7	47.6	48.0	47.6	47.1	45.8	44.5	41.4	37.4	33.9	33.0	33.0
86 2 MC U				14.4	17.9	22.1	26.2	29.1	32.3	37.4	38.7	37.8	36.5	35.2	34.6	32.6	31.4	28.8	25.9	22.4	19.8	17.0	14.7
86 2 U U				12.6	15.9	19.5	35.7	39.9	44.1	47.0	52.5	53.5	51.8	52.3	51.2	50.8	49.7	48.3	42.3	38.2	34.6	33.7	33.7
86 17 U R				19.7	24.9	30.4	38.6	43.1	47.7	46.3	47.2	48.1	49.0	49.5	49.0	48.6	47.2	45.9	42.7	38.6	35.0	34.1	34.1
86 23 U *		4.1		16.5																			
86 23 U R		7.3		21.8																			
86 23 U A		11.7		26.9																			
87 17 U R				19.7	24.9	30.4	26.5	29.7	32.8	31.9	44.9	45.7	46.6	47.0	43.2	42.8	41.6	40.4	40.0	36.1	32.7	31.9	31.9
88 17 U R				19.7	24.9	30.4	35.4	39.6	43.7	42.5	43.3	44.2	45.0	45.4	45.0	44.6	43.3	42.1	39.2	35.4	32.1	31.2	31.2
89 17 U R				19.7	24.9	30.4	32.6	36.4	40.2	39.1	39.8	40.6	41.4	41.8	41.4	41.0	39.8	38.7	36.0	32.6	29.5	28.7	28.7
90 17 U R				19.9	24.7	30.4	30.4	33.7	37.4	43.4	44.8	43.7	42.2	40.8	40.0	37.8	36.3	33.3	30.0	25.9	23.0	19.6	17.0
90 23 UC R		7.0		15.0																			
90 23 UC A		12.0		20.0																			
90 27 U R			5.0	9.0																			
90 27 U A	2.0	6.5	7.6	9.8																			
91 17 U R				19.9	24.7	30.4	26.4	29.3	32.5	37.7	39.0	38.0	36.7	35.4	34.8	32.8	31.5	29.0	26.1	22.5	20.0	17.1	14.8
92 17 U R				19.9	24.7	30.4	24.8	27.5	30.6	35.4	36.6	35.7	34.5	33.3	32.7	30.9	29.7	27.2	24.5	21.2	18.8	16.0	13.9
92 26 U R				16.0	19.9	24.6	29.2	32.4	35.9	41.6	42.5	41.5	59.0	56.9	37.9	35.8	34.4	31.6	24.5	21.2	18.8	16.0	13.9
93 17 U R				19.9	24.7	30.4	24.8	27.6	30.6	35.4	36.6	35.7	34.5	33.3	32.7	30.9	29.7	27.2	24.5	21.2	18.8	16.0	13.9

Annex A (continued)

Frequency	Age group																					
Product Source Year	12	13	14	15	16	17	18	19	20	21 - 24	25 - 29	30 - 34	35 - 39	40 - 44	45 - 49	50 - 54	55 - 59	60 - 64	65 - 69	70 - 74	75 - 79	80 - 84	85+
94 17 U R				19.9	24.7	30.4	26.5	29.4	32.6	37.8	39.0	38.1	36.8	35.5	34.8	32.9	31.6	29.0	26.1	22.6	20.0	17.1	14.8
94 24 UC R		10.0		32.0																			
94 25 UC R		6.0		23.0																			
95 17 U R				19.9	24.7	30.4	27.0	29.9	33.2	38.5	42.5	41.5	32.5	31.4	37.7	35.6	34.3	31.5	17.5	15.1	13.4	11.5	9.9
95 17 U A				23.0	28.7	35.3	33.9	37.6	41.7	48.3	46.6	45.4	35.6	34.4	41.0	38.7	37.2	34.2	21.0	18.2	16.1	13.8	11.9

Annex A Prevalence of smoking – individual surveys. Belgium, females

Frequency	Age group																					
Product Source Year	12	13	14	15	16	17	18	19	20	21 - 24	25 - 29	30 - 34	35 - 39	40 - 44	45 - 49	50 - 54	55 - 59	60 - 64	65 - 69	70 - 74	75 - 79	80 - 84	85+
55 21 A A	2.8	5.6	6.3	10.0	12.0	14.3	16.5	19.8	21.1	27.1	30.6	31.6	28.7	27.5	20.8	17.6	15.0	11.9	7.6	6.2	3.8	2.6	2.6
60 22 U R																							
63 6 A U				10.8	12.1	13.5	15.1	19.3	20.2	18.4	18.4	18.6	17.8	17.7	16.6	15.8	13.9	12.6	10.2	9.1	7.0	6.7	4.3
63 6 UC U				10.8	12.1	13.5	15.1	19.3	20.2	18.4	18.4	18.6	17.8	17.7	16.6	15.8	13.9	12.6	10.2	9.1	7.0	6.7	4.3
63 7 A U				10.8	12.1	13.5	15.1	19.3	20.2	36.0	26.4	26.7	25.6	25.3	24.9	23.8	20.8	19.0	20.3	18.1	13.9	13.3	8.5
72 2 MC U				17.3	22.1	27.5	33.1	36.4	43.5	42.8	38.2	35.6	31.8	27.0	23.7	19.3	16.5	13.0	10.4	7.9	5.9	5.1	5.1
72 22 U R																							
73 4 A U			32.5	41.7																			
73 5 A R	0.7	5.0	10.4	15.5	25.8	28.4	33.5	32.9	29.4	28.9													
73 11 UC U	1.9	3.9	4.6	6.0	7.6	9.5	11.4	12.5	15.0	14.7	13.1	12.3	11.0	9.3	8.2	6.7	5.7	4.5	3.6	2.7	2.0	1.8	1.8
74 2 MC U				18.7	24.0	29.8	35.8	39.4	47.1	46.3	41.3	38.6	34.4	29.2	25.6	20.9	17.9	14.1	11.3	8.5	6.3	5.5	5.5
74 18 U U																							
75 20 U U	9.5	19.1	23.0	34.6	44.3	54.9	63.5	69.9															
75 22 U R																							
76 3 A R				16.8	21.5	26.7	32.2	35.4	42.3	41.6	33.2	31.0	27.7	23.5	20.5	16.7	14.3	11.2	4.0	3.1	2.3	2.0	2.0
76 12 MC U				24.7	31.7	39.3	47.3	52.0	48.7	47.8	44.3	41.4	27.1	23.0	26.4	21.6	14.7	11.5	6.7	5.1	3.8	3.3	3.3
76 12 A U				18.7	23.9	29.7	35.7	39.3	47.0	46.1	41.2	38.4	34.3	29.1	25.5	20.9	17.8	14.0	11.3	8.5	6.3	5.5	5.5
76 13 A U				15.8	20.2	25.1	30.2	33.2	39.7	39.0	34.9	32.5	29.0	24.6	21.6	17.7	15.1	11.8	9.5	7.2	5.3	4.6	4.6
76 14 A U																							
77 2 MC U				15.0	19.2	23.9	28.8	31.6	37.8	37.2	33.2	31.0	27.7	23.5	20.6	16.8	14.4	11.3	9.1	6.9	5.1	4.4	4.4
77 4 MC U				19.8	25.3	31.4	37.8	41.6	49.8	48.9													
79 22 U R																							
80 1 MC R				15.0	19.2	23.8	28.7	31.5	37.7	37.0	33.1	30.9	27.6	23.4	20.5	16.8	14.3	11.2	9.0	6.8	5.1	4.4	4.4
80 1 TC R				15.0	19.2	23.8	28.7	31.5	37.7	37.0	33.1	30.9	27.6	23.4	20.5	16.8	14.3	11.2	9.0	6.8	5.1	4.4	4.4
80 1 A R				16.3	20.8	25.9	31.1	34.3	41.0	40.2	33.0	30.8	27.5	23.3	12.7	10.4	8.9	7.0	2.7	2.1	1.5	1.3	1.3
80 2 MC U				15.0	19.2	23.8	28.7	31.5	37.7	37.0	33.1	30.9	27.6	23.4	20.5	16.8	14.3	11.2	9.0	6.8	5.1	4.4	4.4
80 13 A U				15.0	19.2	23.8	28.7	31.5	37.7	37.0	33.1	30.9	27.6	23.4	20.5	16.8	14.3	11.2	9.0	6.8	5.1	4.4	4.4
80 15 U R																							
81 2 MC U				15.8	20.2	25.0	30.1	33.1	39.6	38.9	34.8	32.4	29.0	24.6	21.6	17.6	15.1	11.8	9.5	7.2	5.3	4.6	4.6
82 17 U R				19.4	24.8	30.8	38.7	42.6	50.9	50.0	44.7	41.7	37.2	31.6	27.7	22.6	19.4	15.2	12.2	9.2	6.8	6.0	6.0
82 19 U U						32.0																	
83 17 U R				19.4	24.8	30.8	37.5	41.2	49.3	48.5	43.3	40.4	36.0	30.6	26.8	21.9	18.7	14.7	11.8	8.9	6.6	5.8	5.8
84 2 MC U				15.0	19.2	23.9	28.8	31.6	37.8	37.2	33.2	31.0	27.7	23.4	20.6	16.8	14.4	11.3	9.1	6.9	5.1	4.4	4.4
84 10 UC R				14.8	19.0	23.5	28.3	31.2	37.3	36.6	32.7	30.5	27.2	23.1	17.6	14.4	10.1	7.9	6.3	4.8	3.6	3.1	3.1
84 10 A A				15.0	19.2	23.8	28.7	31.5	37.7	37.1	33.1	30.9	27.6	23.4	17.6	14.4	10.1	7.9	6.3	4.8	3.6	3.1	3.1
84 17 U R				19.4	24.8	30.8	34.9	38.4	45.9	45.1	40.3	37.6	33.6	28.5	25.0	20.4	17.5	13.7	11.0	8.3	6.2	5.4	5.4
84 17* U R				19.4	24.8	30.8	31.7	34.9	41.7	41.0	43.1	40.2	35.9	30.5	26.1	21.3	18.2	14.3	12.8	9.7	7.2	6.3	6.3
85 8 UC R				16.2	20.7	25.7	31.0	34.1	40.8	40.0	35.8	33.4	36.9	31.3	24.3	19.8	16.6	13.0	10.5	7.9	5.9	5.1	5.1
85 8 A A				16.2	20.7	25.7	31.0	34.1	40.8	40.0	35.8	33.4	37.4	31.7	24.3	19.8	16.6	13.0	10.5	7.9	5.9	5.1	5.1
85 9 UC R				19.8	25.4	31.5	37.9	41.7	49.8	49.0	43.7	40.8	28.3	24.0	24.7	20.2	24.1	18.9	15.2	11.5	8.5	7.4	7.4
85 9 A A				19.8	25.4	31.5	37.9	41.7	49.8	49.0	43.7	40.8	28.3	24.0	25.4	20.7	24.1	18.9	15.2	11.5	8.5	7.4	7.4
85 17 U R				19.4	24.8	30.8	36.7	40.4	48.3	47.4	42.3	39.5	35.3	29.9	26.2	21.4	18.3	14.4	11.6	8.7	6.5	5.6	5.6
86 2 MC U				15.1	19.3	23.9	28.8	31.7	37.9	37.2	33.2	31.0	27.7	23.5	20.6	16.8	14.4	11.3	9.1	6.9	5.1	4.4	4.4
86 2 U U				7.8	9.9	12.3	23.6	25.9	31.0	40.0	41.3	38.6	32.3	27.4	22.1	18.0	19.0	14.9	12.8	9.7	7.2	6.2	6.2
86 17 U R				19.4	24.8	30.8	35.5	39.1	46.7	45.9	41.0	38.2	34.1	28.9	25.4	20.8	17.8	13.9	11.2	8.5	6.3	5.5	5.5

Annex A (continued)

Frequency	Age group																					
Product Source Year	12	13	14	15	16	17	18	19	20	21 - 24	25 - 29	30 - 34	35 - 39	40 - 44	45 - 49	50 - 54	55 - 59	60 - 64	65 - 69	70 - 74	75 - 79	80 - 84	85+
86 23 U *		3.3		13.5																			
86 23 U R		7.6		19.6																			
86 23 U A		13.4		25.3																			
87 17 U R				19.4	24.8	30.8	28.4	31.3	37.4	36.7	38.7	36.2	32.3	27.4	23.7	19.4	16.6	13.0	8.5	6.4	4.8	4.1	4.1
88 17 U R				19.4	24.8	30.8	32.1	35.3	42.2	41.5	37.1	34.6	30.9	26.2	23.0	18.8	16.1	12.6	10.1	7.7	5.7	4.9	4.9
89 17 U R				19.4	24.8	30.8	35.6	39.2	46.9	46.0	41.1	38.4	34.2	29.0	25.5	20.8	17.8	14.0	11.2	8.5	6.3	5.5	5.5
90 17 U R				19.4	24.8	30.8	35.7	39.3	47.0	46.1	41.2	38.4	34.3	29.1	25.5	20.9	17.8	14.0	11.3	8.5	6.3	5.5	5.5
90 23 UC R		5.0		17.0																			
90 23 UC A		8.0		23.0																			
90 27 U R			1.0	8.0																			
90 27 U A	0.0	4.0	4.8	6.1																			
91 17 U R				19.4	24.8	30.8	33.0	36.3	43.4	42.7	38.1	35.6	31.8	26.9	23.6	19.3	16.5	13.0	10.4	7.9	5.8	5.1	5.1
92 17 U R				19.4	24.8	30.8	29.0	31.9	38.1	37.4	33.4	31.2	27.8	23.6	20.7	16.9	14.5	11.4	9.1	6.9	5.1	4.5	4.5
92 26 U R				14.6	18.6	23.1	27.8	30.6	36.6	36.0	36.2	33.8	28.1	23.8	28.7	23.4	20.0	15.7	8.3	6.3	4.7	4.1	4.1
93 17 U R				19.4	24.8	30.8	26.3	28.9	34.5	33.9	30.3	28.3	25.3	21.4	18.8	15.4	13.1	10.3	8.3	6.3	4.6	4.0	4.0
94 17 U R				19.4	24.8	30.8	26.3	29.0	34.7	34.1	30.4	28.4	25.3	21.5	18.9	15.4	13.2	10.3	8.3	6.3	4.7	4.1	4.1
94 24 UC R		8.0		18.0																			
94 25 UC R		8.0		21.0																			
95 17 U R				8.5	10.9	13.6	28.4	31.3	37.4	36.7	36.3	33.8	28.0	23.8	28.3	23.1	19.8	15.5	8.3	6.3	4.7	4.1	4.1
95 17 U A				8.5	10.9	13.6	30.1	33.1	39.5	38.8	38.3	35.8	30.2	25.6	30.9	25.3	21.6	16.9	11.1	8.4	6.2	5.4	5.4

Annex A Prevalence of smoking – individual surveys. Bulgaria, males

Frequency	Age group																					
Product Source Year	12	13	14	15	16	17	18	19	20	21 - 24	25 - 29	30 - 34	35 - 39	40 - 44	45 - 49	50 - 54	55 - 59	60 - 64	65 - 69	70 - 74	75 - 79	80 - 84	85+
89 1 U A				25.4	31.6	38.9	46.2	51.3	56.9	65.9	68.2	66.5	64.2	62.0	60.9	57.5	55.2	50.7	45.6	39.4	34.9	29.9	25.9

Annex A Prevalence of smoking – individual surveys. Bulgaria, females

Frequency	Age group																					
Product Source Year	12	13	14	15	16	17	18	19	20	21 - 24	25 - 29	30 - 34	35 - 39	40 - 44	45 - 49	50 - 54	55 - 59	60 - 64	65 - 69	70 - 74	75 - 79	80 - 84	85+
89 1 U A									39.3	38.6	34.4	32.1											

Frequency	Age group																					
Product Source Year	12	13	14	15	16	17	18	19	20	21 - 24	25 - 29	30 - 34	35 - 39	40 - 44	45 - 49	50 - 54	55 - 59	60 - 64	65 - 69	70 - 74	75 - 79	80 - 84	85+
56 5 UC U				36.5	46.1	56.4	67.5	75.5	83.4	81.0	82.6	80.2	78.8	80.0	81.7	82.7	75.3	70.3	67.9	63.0	58.7	43.4	43.4
60 6 UC R	5.9	13.7	24.4	36.8	46.8	50.2	55.2	56.1															
60 6 UC R	14.3	27.7	33.0	34.7	43.7	53.6	64.1	71.7															
63 6 UC R	16.6	32.1	38.3	32.3	40.8	49.9	59.7	66.8															
64 1 TC R				23.1	29.2	35.7	42.7	47.8	60.8	59.1	60.1	61.3	62.4	63.0	58.8	58.3	56.7	55.0	35.1	31.8	28.8	28.0	28.0
65 1 TC R				22.7	28.6	35.0	41.9	46.8	63.6	61.7	61.6	62.7	63.9	64.5	60.2	59.6	58.0	56.3	35.8	32.4	29.3	28.5	28.5
65 1 TC A				25.2	31.8	38.9	46.6	52.0	67.3	65.4	64.3	65.5	66.7	67.4	63.4	62.8	61.0	59.3	40.2	36.4	32.9	32.1	32.1
66 1 TC R				22.7	28.7	35.1	42.0	47.0	61.6	59.8	60.2	61.4	62.5	63.1	59.2	58.6	57.0	55.3	35.8	32.3	29.3	28.5	28.5
67 1 TC R				23.0	29.0	35.5	42.5	47.5	60.2	58.5	60.5	61.7	62.8	63.4	57.7	57.2	55.6	54.0	36.5	33.0	29.9	29.1	29.1
67 6 U R	13.0	21.5	30.0	45.0	50.0	49.0	51.5	67.0															
67 7 U R	15.9	21.4	36.9	41.9	50.5	49.3	49.7	50.0															
68 1 TC R				22.7	28.6	35.0	41.9	46.8	59.0	57.4	57.7	58.8	59.9	60.5	56.1	55.6	54.0	52.5	36.1	32.6	29.5	28.8	28.8
69 1 TC R				21.8	27.4	33.6	40.2	45.0	56.6	55.0	54.6	55.6	56.7	57.2	54.7	54.2	52.7	51.1	35.7	32.3	29.3	28.5	28.5
70 1 TC R				23.4	29.1	35.9	42.7	47.4	47.8	55.4	57.9	56.5	54.6	52.7	55.0	52.0	50.0	45.9	36.8	31.8	28.2	24.1	20.9
70 1 TC A				25.8	32.2	39.6	47.1	52.3	51.1	59.2	60.9	59.4	57.4	55.4	57.6	54.4	52.3	48.0	40.1	34.6	30.7	26.2	22.8
71 1 TC R				22.0	27.3	33.7	40.0	44.4	49.3	57.1	56.5	55.1	53.2	51.4	55.4	52.3	50.3	46.2	37.1	32.1	28.4	24.3	21.1
71 1 U R			8.0	15.7	24.6	39.7	40.9	48.2															
71 8 U *	6.0	12.0	24.0	35.0	42.0	44.0	48.0	53.3															
71 8 U *	8.8	17.5	20.5	26.6	33.1	40.7	48.4	53.7															
71 8 U R	15.4	24.4	36.5	46.3	52.0	53.3	58.0	55.5															
71 8 U A	21.0	30.0	44.0	51.0	57.0	57.0	62.0	68.8															
71 9 U R	5.6	12.2	24.3	34.8	42.0	44.3	48.3	47.2															
72 1 TC R				23.0	28.6	35.2	41.8	46.4	46.6	54.0	55.5	54.1	52.3	50.5	53.6	50.6	48.6	44.7	35.5	30.6	27.1	23.2	20.1
72 1 U R			8.8	17.3	28.4	38.4	43.0	49.5															
73 1 TC R				22.6	28.1	34.6	41.1	45.6	46.9	54.3	55.6	54.2	52.4	50.5	54.6	51.5	49.5	45.5	37.4	32.3	28.6	24.5	21.2
74 1 TC R				21.3	26.4	32.6	38.7	43.0	46.1	53.4	53.1	51.7	50.0	48.2	50.7	47.9	46.0	42.3	33.8	29.2	25.8	22.1	19.2
74 1 TC A				24.7	30.8	37.9	45.1	50.0	49.5	57.4	56.4	55.0	53.1	51.3	53.5	50.5	48.6	44.6	36.6	31.6	28.0	23.9	20.8
75 1 TC R				19.4	24.1	29.7	35.3	39.1	42.9	49.7	50.2	49.0	47.3	45.6	50.0	47.2	45.4	41.7	34.1	29.4	26.1	22.3	19.3
75 1 TC A				22.9	28.5	35.1	41.7	46.3	46.7	54.1	54.5	53.1	51.3	49.5	53.7	50.7	48.7	44.7	39.3	34.0	30.1	25.7	22.3
77 1 TC R				17.6	22.0	27.1	32.2	35.7	40.1	46.5	48.8	47.6	46.0	44.4	45.5	43.0	41.3	37.9	32.0	27.6	24.5	20.9	18.2
77 1 TC A				21.3	26.4	32.6	38.7	43.0	44.2	51.2	52.7	51.4	49.6	47.9	48.5	45.8	44.0	40.4	35.6	30.7	27.2	23.3	20.2
77 1 A A				21.3	26.4	32.6	38.7	43.0	44.2	51.2	52.7	51.4	49.6	47.9	55.1	52.0	50.0	45.9	46.4	40.1	35.5	30.3	26.3
78 8 U *	5.2	10.4	12.1	15.6	19.4	23.9	28.4	31.6															
78 10 UC R				22.8	28.3	34.9	41.5	46.0	45.1	52.2	48.5	47.3	45.7	44.1	48.4	45.7	43.9	40.3	38.3	33.1	29.4	25.1	21.8
78 10 UC A				25.3	31.5	38.8	46.1	51.2	48.3	55.9	52.0	50.7	49.0	47.3	50.6	47.8	45.9	42.1	41.0	35.4	31.4	26.8	23.3
78 10 A A				25.5	31.8	39.1	46.5	51.6	49.6	57.5	55.9	54.5	52.6	50.8	55.1	52.0	50.0	45.9	48.6	42.0	37.2	31.8	27.6
78 11 U R	4.2	8.0	14.6	19.1	24.4	27.1	27.2	30.3															
78 11 U A	20.9	26.9	33.7	37.9	40.9	42.4	44.4	49.6															
79 1 TC R				17.6	21.9	27.0	32.0	35.6	37.5	43.5	45.7	44.6	43.1	41.5	43.6	41.1	39.5	36.3	28.6	24.7	21.9	18.7	16.2
79 1 TC A				20.2	25.1	31.0	36.8	40.9	41.2	47.7	48.8	47.6	46.0	44.4	47.3	44.7	43.0	39.4	32.5	28.1	24.9	21.3	18.5
79 1 A A				20.2	25.1	31.0	36.8	40.9	41.2	47.7	53.7	52.4	50.6	48.8	53.4	50.4	48.4	44.5	42.6	36.9	32.6	27.9	24.2
81 1 TC R				15.0	18.6	22.9	27.3	30.2	35.4	41.0	44.2	43.2	41.7	40.2	42.3	40.0	38.4	35.3	24.7	21.4	18.9	16.2	14.1
81 1 TC A				17.6	22.0	27.1	32.2	35.7	38.9	45.0	47.9	46.7	45.1	43.5	45.8	43.2	41.5	38.2	27.4	23.7	21.0	17.9	15.6
81 1 A R				17.6	22.0	27.1	32.2	35.7	38.9	45.0	52.2	51.0	49.2	47.5	51.5	48.6	46.7	42.9	35.4	30.6	27.1	23.2	20.1
81 2 TC R				27.1	33.7	41.5	49.4	54.8	38.9	45.0	45.7	44.6	43.1	41.5	45.7	43.1	41.5	38.1	28.1	24.3	21.5	18.4	16.0
81 2 TC A				29.5	36.7	45.3	53.8	59.7	42.6	49.3	49.9	48.6	47.0	45.3	49.6	46.8	45.0	41.3	31.4	27.1	24.0	20.5	17.8
81 12 U *	2.4	4.7	5.5	19.7	24.5	30.2	35.9	39.8															
82 4 U *	3.1	6.2	7.2	19.4	24.1	29.7	35.3	39.1															
83 1 TC R				13.3	16.6	20.4	24.3	26.9	33.1	38.3	40.5	39.5	38.2	36.9	38.4	36.3	34.9	32.0	25.8	22.3	19.7	16.9	14.6
83 1 TC A				16.1	20.1	24.7	29.4	32.6	36.7	42.5	44.4	43.3	41.8	40.4	41.0	38.7	37.2	34.2	29.4	25.4	22.5	19.2	16.7
83 1 A A				16.1	20.1	24.7	29.4	32.6	36.7	42.5	47.9	46.7	45.1	43.6	45.2	42.7	41.0	37.7	35.8	30.9	27.4	23.4	20.3
83 2 TC R				22.3	27.8	34.2	40.6	45.1	35.9	41.5	41.8	40.8	39.4	38.0	41.4	39.1	37.6	34.5	28.1	24.3	21.5	18.4	16.0
83 2 TC A				24.9	31.0	38.2	45.4	50.4	39.1	45.2	45.7	44.6	43.1	41.6	44.3	41.8	40.2	36.9	31.5	27.2	24.1	20.6	17.9
83 4 U *	3.9	7.9	9.2	19.4	24.2	29.8	35.4	39.3															
83 4 U U																							
84 4 U *	5.1	10.1	11.8	20.9	26.0	32.1	38.1	42.3															
84 4 U U																							

Frequency	Age group																						
Product / Source / Year	12	13	14	15	16	17	18	19	20	21 - 24	25 - 29	30 - 34	35 - 39	40 - 44	45 - 49	50 - 54	55 - 59	60 - 64	65 - 69	70 - 74	75 - 79	80 - 84	85+
85 3 U R				13.1	16.3	20.1	23.9	26.5	28.4	32.9	39.5	38.5	37.2	35.9	38.9	36.7	35.3	32.4	26.9	23.2	20.6	17.6	15.3
85 3 UC R				15.2	19.0	23.4	27.8	30.8	34.2	39.6	41.0	40.0	38.6	37.2	39.3	37.1	37.2	34.2	28.4	23.3	21.4	13.9	12.0
85 3 TC A				17.7	22.0	27.2	32.3	35.8	35.5	41.1	43.7	42.6	41.2	39.7	40.0	37.7	36.3	33.3	25.7	22.2	19.7	16.8	14.6
85 4 UC *	5.7	11.4	13.3	17.1	21.3	26.2	31.2	34.6	38.4	44.5	46.0												
85 13 TC R				15.7	19.6	24.1	28.7	31.8	30.2	35.0													
85 13 UC A				15.8	19.6	24.2	28.7	31.9	35.4	41.0	42.4	41.3	39.9	38.5	37.8	35.7	34.3	31.5	28.4	24.5	21.7	18.6	16.1
86 1 TC R				11.4	14.2	17.5	20.8	23.1	27.8	32.2	36.8	35.9	34.7	33.5	36.3	34.3	32.9	30.2	21.7	18.8	16.6	14.2	12.3
86 1 UC R				13.8	17.1	21.1	25.1	27.8	30.9	35.8	37.0	36.1	34.9	33.6	37.5	35.4	33.2	30.5	22.9	18.4	16.3	14.0	12.1
86 1 TC A				13.9	17.3	21.3	25.3	28.1	31.7	36.7	40.5	39.5	38.1	36.8	38.7	36.5	35.1	32.2	23.8	20.6	18.2	15.6	13.5
86 1 A A				14.0	17.5	21.5	25.6	28.4	32.7	37.8	43.6	42.5	41.1	39.6	42.4	40.1	38.5	35.4	29.9	25.8	22.9	19.6	17.0
86 2 TC R				12.9	16.1	19.8	23.5	26.1	29.6	34.2	36.8	35.9	34.7	33.5	36.8	34.8	33.4	30.7	21.1	18.3	16.2	13.8	12.0
86 2 TC A				15.7	19.6	24.1	28.7	31.8	33.7	39.1	40.6	39.6	38.2	36.9	38.9	36.7	35.3	32.4	23.4	20.2	17.9	15.3	13.3
86 4 U U				21.6	26.9	33.2	39.4	43.8	37.3	43.2													
87 14 UC R				11.1	13.9	17.1	20.3	22.5	25.0	29.0	30.0	29.2	32.1	31.0	26.7	25.2	26.6	24.5	22.0	19.0	16.8	14.4	12.5
87 14 A R				12.2	15.2	18.7	22.2	24.7	27.4	31.7	32.8	32.0	35.9	34.6	29.2	27.5	31.5	28.9	26.0	22.5	19.9	17.0	14.8
88 15 UC R				11.9	14.8	18.3	25.4	28.2	31.3	36.3	35.4	34.6	32.5	31.4	31.8	30.0	22.9	21.0	17.0	14.7	11.0	9.4	8.1
88 15 UC A				14.3	17.8	21.9	28.5	31.6	35.1	40.7	40.5	39.5	36.6	35.3	33.9	32.0	26.0	23.9	21.2	18.3	14.2	12.2	10.6
88 15 A A				14.3	17.8	21.9	29.3	32.5	36.0	41.7	42.5	41.5	39.7	38.3	39.0	36.8	28.1	25.8	24.4	21.1	16.4	14.1	12.2
88 16 UC A				15.1	18.7	23.1	27.4	30.4	33.8	39.1	40.5	39.5	38.1	36.8	36.1	34.1	32.8	30.1	27.1	23.4	20.7	17.7	15.4
89 17 UC R				14.5	18.1	22.3	26.4	29.3	32.6	37.7	39.0	38.1	36.8	35.5	37.1	35.1	34.4	31.6	23.9	23.3	16.0	14.2	12.3
89 17 UC A				14.2	17.7	21.8	25.9	28.8	32.9	38.1	38.0	37.0	38.1	36.8	37.1	35.1	34.4	31.6	25.2	21.8	19.3	16.5	14.3
90 13 UC A				16.1	18.3	20.8	23.3	29.0	31.3	35.6	36.6	37.5	36.6	35.4	33.6	31.2	28.2	24.5	21.2	18.0	15.2	12.3	10.6
90 16 UC A				16.5	18.7	21.3	23.9	29.7	33.2	37.7	39.0	40.0	39.0	37.7	35.8	33.2	30.0	26.1	23.9	20.3	17.1	13.9	11.9
90 18 UC R		8.0		17.0																			
90 18 UC A		14.0		22.0																			
90 19 UC A				15.7	17.9	20.3	22.8	28.3	31.6	35.9													
91 3 UC R				9.0	10.2	11.6	13.0	16.2	25.3	28.7	33.0	33.8	33.0	31.9	28.2	26.1	23.6	20.6	19.2	16.3	10.1	8.2	7.1
91 3 UC A				15.0	17.0	19.4	21.7	27.0	39.7	45.1	37.0	37.9	37.0	35.8	32.7	30.3	27.4	23.9	22.4	19.1	12.4	10.0	8.6
91 16 UC A				14.5	16.4	18.7	21.0	26.1	29.2	33.2	34.3	35.2	34.3	33.2	31.5	29.2	26.4	23.0	21.0	17.9	15.0	12.2	10.5
91 22 U R				13.1	14.9	17.0	20.3	25.2	25.8	29.3	30.3	31.1	30.3	29.3	38.3	35.6	32.1	28.0	18.1	15.4	13.0	10.5	9.0
91 22 U A				15.7	17.9	20.4	20.9	26.0	25.8	29.3	30.3	31.1	30.3	29.3	39.5	36.6	33.1	28.8	21.7	18.5	15.5	12.6	10.9
92 16 UC A				15.4	17.5	20.0	22.4	27.8	31.1	35.4	36.6	37.5	36.6	35.4	33.6	31.1	28.1	24.5	22.4	19.0	16.0	13.0	11.2
92 22 U R				13.1	14.9	17.0	19.4	24.1	29.3	33.2	34.4	35.2	34.4	33.2	23.6	21.9	19.8	17.2	18.1	15.4	13.0	10.5	9.1
92 22 U A				15.7	17.9	20.4	20.2	25.1	30.1	34.2	35.4	36.3	35.4	34.2	23.6	21.9	19.8	17.2	21.7	18.5	15.6	12.6	10.9
93 16 UC A				14.7	16.7	19.0	21.3	26.5	29.6	33.7	34.8	35.7	34.8	33.7	31.9	29.6	26.8	23.3	21.3	18.1	15.3	12.4	10.6
93 18 UC R		11.0		21.0																			
93 22 U R				13.1	14.9	17.0	17.6	21.9	24.1	27.4	28.3	29.0	28.3	27.4	26.9	25.0	22.5	19.6	18.1	15.4	13.0	10.5	9.1
93 22 U A				15.7	17.9	20.4	19.4	24.1	26.7	30.3	31.3	32.1	31.3	30.3	28.0	26.0	23.5	20.5	21.8	18.5	15.6	12.6	10.9
94 16 UC A				15.0	17.0	19.3	21.7	27.0	30.2	34.3	35.5	36.4	35.5	34.3	32.5	30.2	27.3	23.7	21.7	18.5	15.5	12.6	10.8
94 19 UC R				12.7	14.5	16.5	18.4	22.9	28.0	31.8													
94 19 UC A				19.3	21.9	25.0	28.0	34.8	36.7	41.7	36.5	37.4	36.5	35.3	33.5	31.1	28.1	24.4	21.2	18.0	15.2	12.3	10.6
94 20 U R				13.9	15.8	18.0	20.2	25.1	24.0	27.3	33.5	34.3	33.1	32.0	30.3	28.1	24.5	21.3	19.5	16.6	13.9	11.3	9.7
94 20 U A				20.6	23.4	26.6	29.8	37.1	29.8	33.8	39.6	40.6	38.3	37.1	35.2	32.6	29.0	25.3	23.1	19.7	16.6	13.4	11.6
94 21 U R				11.4	12.9	14.7	20.5	25.5															
94 21 UC A	3.0	11.4	12.6	15.7	17.9	20.4	27.6	34.4															
94 21 UC A				17.2	19.6	22.3	25.0	31.0															
94 22 U R				13.1	14.9	17.0	16.8	20.9	24.1	27.4	28.3	29.0	28.3	27.4	22.4	20.8	18.8	16.3	18.2	15.5	13.0	10.6	9.1
94 22 U A				15.7	17.9	20.4	18.6	23.1	26.7	30.3	31.3	32.1	31.3	30.3	23.5	21.8	19.7	17.1	21.8	18.6	15.6	12.7	10.9
95 22 U R				13.1	14.9	17.0	20.7	25.7	27.5	31.3	32.3	33.1	32.3	31.3	35.7	33.2	29.9	26.1	18.2	15.5	13.0	10.6	9.1
95 22 U A				15.7	17.9	20.4	19.9	24.8	25.8	29.3	30.3	31.1	30.3	29.3	33.5	31.1	28.1	24.5	21.9	18.6	15.7	12.7	10.9

Frequency	Age group																					
Product Source Year	12	13	14	15	16	17	18	19	20	21 - 24	25 - 29	30 - 34	35 - 39	40 - 44	45 - 49	50 - 54	55 - 59	60 - 64	65 - 69	70 - 74	75 - 79	80 - 84	85+
56 5 UC U																							
60 6 UC R	3.2	7.8	18.5	24.6	32.9	32.9	30.4	23.1															
60 6 UC R	8.6	17.5	18.9	25.8	28.9	32.3	36.2	46.1															
63 6 UC R	11.5	23.4	25.2	25.8	28.9	32.3	36.2	46.1															
64 1 TC R				14.4	16.0	17.9	20.1	25.6	38.8	41.9	40.7	41.0	39.3	39.0	31.2	29.8	26.1	23.8	9.7	8.6	6.6	6.3	4.0
65 1 TC R				14.3	15.9	17.8	20.0	25.5	38.3	41.4	41.2	41.5	39.8	39.5	33.5	31.9	27.9	25.5	10.8	9.6	7.4	7.1	4.5
65 1 TC A				17.0	19.0	21.3	23.8	30.4	42.8	46.3	44.7	45.0	43.2	42.8	37.3	35.6	31.2	28.4	13.5	12.1	9.3	8.9	5.7
66 1 TC R				15.3	17.0	19.1	21.4	27.2	40.8	44.1	41.6	41.9	40.2	39.9	35.0	33.4	29.2	26.7	10.0	9.0	6.9	6.6	4.2
67 1 TC R				16.2	18.1	20.2	22.7	28.9	39.5	42.6	41.2	41.5	39.8	39.5	35.5	33.9	29.6	27.0	11.9	10.6	8.1	7.8	5.0
67 6 U R	11.0	23.5	32.0	38.0	44.0	44.0	45.0	39.0															
67 7 U R	7.8	14.6	25.3	36.0	37.0	40.7	41.0	37.2															
68 1 TC R				16.2	18.1	20.2	22.7	28.9	40.2	43.4	41.9	42.2	40.5	40.2	35.4	33.8	29.5	26.9	10.9	9.8	7.5	7.2	4.6
69 1 TC R				17.6	19.7	22.0	24.7	31.4	37.0	40.0	40.4	40.7	39.0	38.7	34.9	33.3	29.2	26.6	13.5	12.1	9.3	8.9	5.6
70 1 TC R				19.0	21.2	23.8	26.6	33.9	38.9	42.0	40.6	41.0	39.3	39.0	34.8	33.3	29.1	26.5	12.8	11.4	8.8	8.4	5.3
70 1 TC A				21.9	24.5	27.4	30.7	39.1	43.0	46.5	44.1	44.5	42.6	42.3	37.4	35.7	31.2	28.5	14.5	13.0	9.9	9.5	6.0
71 1 TC R				19.2	21.5	24.0	26.9	34.3	37.6	40.6	40.0	40.3	38.7	38.4	35.6	33.9	29.7	27.1	12.7	11.4	8.7	8.3	5.3
71 1 U R			5.9	11.5	19.9	25.9	35.0	35.0															
71 8 U *	4.0	12.0	22.0	31.0	34.0	33.0	33.0	42.0															
71 8 U *	6.6	13.5	14.6	18.5	20.7	23.2	26.0	33.1															
71 8 U R	11.6	24.7	37.1	45.2	45.8	45.0	45.9	47.6															
71 8 U A	17.0	33.0	43.0	51.0	52.0	52.0	51.0	65.0															
71 9 U R	3.8	11.8	22.3	31.1	34.0	33.4	33.0	37.6															
72 1 TC R				21.7	24.2	27.1	30.4	38.7	38.1	41.2	39.4	39.7	38.1	37.8	35.0	33.4	29.2	26.7	12.7	11.4	8.7	8.4	5.3
72 1 U R			7.0	15.3	19.7	29.2	37.5	43.1															
73 1 TC R				21.8	24.4	27.3	30.6	38.9	38.4	41.5	38.9	39.2	37.6	37.2	35.5	33.9	29.6	27.0	13.6	12.2	9.3	8.9	5.7
74 1 TC R				21.2	23.7	26.5	29.7	37.8	38.0	41.0	37.9	38.2	36.7	36.4	33.7	32.2	28.2	25.7	13.0	11.6	8.9	8.5	5.4
74 1 TC A				25.0	28.0	31.3	35.1	44.7	41.6	45.0	41.6	41.9	40.2	39.9	36.9	35.2	30.8	28.1	16.0	14.4	11.0	10.5	6.7
75 1 TC R				20.9	23.4	26.1	29.3	37.3	36.0	38.9	37.5	37.8	36.3	36.0	35.3	33.7	29.5	26.9	13.2	11.8	9.1	8.7	5.5
75 1 TC A				25.0	28.0	31.3	35.1	44.7	40.3	43.5	41.6	41.9	40.2	39.8	39.9	38.1	33.3	30.4	16.3	14.6	11.2	10.7	6.8
77 1 TC R				20.4	22.8	25.5	28.5	36.3	38.2	41.3	37.1	37.4	35.9	35.5	34.0	32.4	28.4	25.9	14.7	13.1	10.1	9.6	6.1
77 1 TC A				24.4	27.2	30.4	34.1	43.4	42.4	45.8	40.7	41.1	39.4	39.0	37.9	36.1	31.6	28.8	18.0	16.1	12.3	11.8	7.5
77 1 A A				24.4	27.2	30.4	34.1	43.4	42.4	45.8	40.7	41.1	39.4	39.0	37.9	36.1	31.6	28.8	18.0	16.1	12.3	11.8	7.5
78 8 U *	6.2	12.6	13.6	22.1	24.7	27.7	31.0	39.5															
78 10 UC R				27.2	30.3	34.0	38.0	48.5	43.7	47.2	39.4	39.7	38.1	37.8	38.8	37.0	32.4	29.6	19.8	17.7	13.6	13.0	8.3
78 10 UC A				32.2	36.0	40.3	45.1	57.4	47.9	51.8	43.7	44.0	42.2	41.9	41.5	39.6	34.6	31.6	21.8	19.5	14.9	14.3	9.1
78 10 A A				32.6	36.4	40.7	45.6	58.1	48.1	52.0	43.8	44.1	42.3	42.0	41.6	39.7	34.7	31.7	22.6	20.3	15.5	14.9	9.5
78 11 U R	2.8	9.2	19.5	27.0	30.0	29.9	30.1	30.5															
78 11 U A	17.0	28.4	40.1	44.5	46.3	45.2	48.3	44.3															
79 1 TC R				19.8	22.2	24.8	27.8	35.4	37.4	40.4	36.5	36.8	35.3	35.0	32.3	30.8	26.9	24.6	13.0	11.6	8.9	8.5	5.4
79 1 TC A				23.7	26.5	29.7	33.2	42.3	40.3	43.5	40.2	40.5	38.9	38.6	36.1	34.4	30.1	27.5	15.3	13.7	10.5	10.0	6.4
79 1 A A				23.7	26.5	29.7	33.2	42.3	40.3	43.5	40.2	40.5	38.9	38.6	36.1	34.4	30.1	27.5	15.3	13.7	10.5	10.0	6.4
81 1 TC R				17.9	19.9	22.3	25.0	31.9	38.3	41.4	33.8	34.1	32.7	32.4	31.9	30.4	26.6	24.3	13.2	11.8	9.1	8.7	5.5
81 1 TC A				21.1	23.6	26.4	29.6	37.7	42.6	46.0	37.5	37.8	36.2	35.9	35.5	33.9	29.6	27.0	16.3	14.6	11.2	10.7	6.8
81 1 A R				21.1	23.6	26.4	29.6	37.7	42.6	46.0	37.5	37.8	36.2	35.9	34.7	33.1	29.0	26.4	16.3	14.6	11.2	10.7	6.8
81 2 TC R				28.9	32.3	36.2	40.5	51.6	42.9	46.4	35.1	35.4	34.0	33.7	34.7	33.1	29.0	26.4	14.2	12.7	9.7	9.3	5.9
81 2 TC A				32.1	35.8	40.1	44.9	57.2	47.0	50.8	38.5	38.8	37.2	36.9	36.9	35.2	30.8	28.1	17.1	15.3	11.8	11.3	7.2
81 12 U *	5.7	11.7	12.6	27.4	30.6	34.3	38.4	48.9															
82 4 U *	6.0	12.1	13.1	24.3	27.1	30.3	34.0	43.3															
83 1 TC R				15.5	17.3	19.4	21.7	27.6	35.0	37.9	34.4	34.6	33.2	32.9	31.2	29.8	26.1	23.8	14.9	13.3	10.2	9.8	6.2
83 1 TC A				18.6	20.8	23.3	26.1	33.2	38.4	41.5	37.9	38.2	36.7	36.3	34.3	32.8	28.7	26.2	17.2	15.4	11.8	11.3	7.2
83 1 A A				18.6	20.8	23.3	26.1	33.2	38.4	41.5	37.9	38.2	36.7	36.3	34.3	32.8	28.7	26.2	17.2	15.4	11.8	11.3	7.2
83 2 TC R				26.9	30.0	33.6	37.6	47.9	41.4	44.8	37.0	37.3	35.8	35.5	32.4	31.0	27.1	24.7	15.6	14.0	10.7	10.3	6.5
83 2 TC A				29.8	33.2	37.2	41.7	53.1	45.1	48.7	40.5	40.9	39.2	38.9	35.9	34.3	30.0	27.4	18.5	16.5	12.7	12.1	7.7
83 4 U *	6.9	14.1	15.2	24.9	27.8	31.1	34.8	44.4															
83 4 U U	8.1	16.6	17.9	19.5	21.8	24.4	27.3	34.8	36.4	39.4	39.4												
84 4 U *	7.4	15.2	16.4	24.8	27.7	31.0	34.7	44.2															
84 4 U U	9.1	18.6	20.0	21.9	24.4	27.3	30.6	39.0	40.8	44.1	44.1												

Frequency	Age group																						
Product Source Year	12	13	14	15	16	17	18	19	20	21 - 24	25 - 29	30 - 34	35 - 39	40 - 44	45 - 49	50 - 54	55 - 59	60 - 64	65 - 69	70 - 74	75 - 79	80 - 84	85+
85 3 U R				16.0	17.9	20.0	22.4	28.6	26.3	28.4	31.4	31.7	30.4	30.1	32.6	31.1	27.2	24.8	18.5	16.6	12.7	12.2	7.8
85 3 UC R				17.2	19.2	21.5	24.1	30.7	32.1	34.7	34.7	35.0	33.6	33.3	33.8	32.2	28.1	25.6	20.0	18.1	13.1	5.5	3.5
85 3 TC A				21.4	23.9	26.7	29.9	38.1	40.4	43.6	36.5	36.8	35.3	35.0	34.8	33.2	29.1	26.5	22.3	19.9	15.3	14.6	9.3
85 4 UC *	9.8	20.1	21.6	23.6	26.3	29.5	33.0	42.1	44.0	47.6	47.6												
85 13 TC R				16.0	17.9	20.0	22.4	28.6	35.7	38.6													
85 13 UC A				19.3	21.5	24.1	27.0	34.4	36.0	38.9	38.9	39.2	37.6	37.3	35.0	33.4	29.2	26.7	21.5	19.3	14.8	14.1	9.0
86 1 TC R				13.6	15.2	17.0	19.0	24.2	30.1	32.5	31.8	32.1	30.8	30.5	28.4	27.1	23.7	21.6	13.9	12.5	9.6	9.2	5.8
86 1 UC R				16.2	18.1	20.2	22.7	28.9	30.2	32.6	32.6	32.9	31.6	31.3	29.9	28.5	23.6	21.5	16.5	10.8	8.3	7.9	5.0
86 1 TC A				16.1	18.0	20.1	22.5	28.7	34.6	37.4	34.8	35.1	33.6	33.4	31.3	29.9	26.2	23.9	15.5	13.9	10.7	10.2	6.5
86 1 A A				16.3	18.2	20.4	22.9	29.1	34.7	37.5	34.9	35.2	33.7	33.4	31.8	30.3	26.5	24.2	15.9	14.3	10.9	10.5	6.7
86 2 TC R				19.0	21.2	23.8	26.6	33.9	32.3	34.9	33.3	33.5	32.2	31.9	29.3	28.0	24.5	22.3	15.1	13.5	10.3	9.9	6.3
86 2 TC A				21.4	23.9	26.7	29.9	38.1	36.6	39.6	36.5	36.8	35.3	35.0	32.6	31.1	27.2	24.8	17.3	15.5	11.9	11.3	7.2
86 4 U U																							⋮
87 14 UC R				14.7	16.4	18.4	20.6	26.2	27.5	29.7	29.7	29.9	26.0	25.8	30.8	29.4	25.3	23.1	18.6	16.7	12.8	12.2	7.8
87 14 A R				14.7	16.4	18.4	20.6	26.2	27.5	29.7	29.7	29.9	26.0	25.8	30.8	29.4	25.3	23.1	18.6	16.7	12.8	12.2	7.8
88 15 UC R				13.4	14.9	16.7	23.8	30.3	31.7	34.3	33.9	34.1	33.1	32.8	26.6	25.3	18.8	17.2	12.6	11.3	9.0	8.6	5.5
88 15 UC A				16.0	17.9	20.0	29.0	36.9	38.7	41.8	38.8	39.2	37.1	36.8	30.7	29.2	22.0	20.0	15.7	14.1	11.2	10.7	6.8
88 15 A A				16.0	17.9	20.0	29.0	36.9	38.7	41.8	38.8	39.2	37.1	36.8	30.7	29.2	22.0	20.0	15.7	14.1	11.2	10.7	6.8
88 16 UC A				18.6	20.8	23.3	26.0	33.2	34.7	37.5	37.5	37.8	36.3	36.0	33.8	32.3	28.2	25.7	20.8	18.6	14.3	13.6	8.7
89 17 UC R				17.8	19.9	22.3	25.0	31.8	33.3	36.0	36.0	36.3	34.8	34.5	33.8	32.3	30.2	27.6	19.4	19.0	15.1	11.3	7.2
89 17 UC A				17.9	20.0	22.4	25.1	32.0	35.4	38.3	36.1	36.4	33.6	33.3	33.9	32.4	30.4	27.7	20.6	18.4	14.1	13.5	8.6
90 13 UC A				16.3	18.2	20.4	22.9	29.1	32.4	35.0	34.0	34.3	32.9	32.6	30.7	29.3	25.6	23.4	17.4	15.5	11.9	11.4	7.3
90 16 UC A				16.8	18.8	21.0	23.6	30.0	31.4	34.0	34.0	34.2	32.8	32.6	30.6	29.2	25.5	23.3	18.8	16.8	12.9	12.3	7.9
90 18 UC R		14.0		23.0																			
90 18 UC A		20.0		29.0																			
90 19 UC A				16.0	17.9	20.0	22.4	28.6	31.9	34.5													
91 3 UC R				15.3	17.0	19.1	21.4	27.2	25.4	27.4	30.5	30.7	29.5	29.2	31.2	29.8	26.0	23.8	14.7	13.1	10.1	9.7	6.2
91 3 UC A				19.8	22.2	24.8	27.8	35.4	32.9	35.5	34.5	34.8	33.4	33.1	34.5	33.0	28.8	26.3	17.8	16.0	12.4	11.8	7.5
91 16 UC A				16.2	18.1	20.3	22.7	29.0	30.3	32.7	32.7	33.0	31.7	31.4	29.5	28.1	24.6	22.5	18.1	16.2	12.4	11.9	7.6
91 22 U R				13.4	14.9	16.7	22.1	28.2	30.1	32.5	32.5	32.8	31.4	31.2	31.2	29.8	26.0	23.8	12.4	11.1	8.5	8.2	5.2
91 22 U A				16.0	17.9	20.0	22.7	28.9	30.1	32.5	32.5	32.8	31.4	31.2	31.2	29.8	26.0	23.8	16.1	14.5	11.1	10.6	6.7
92 16 UC A				16.8	18.8	21.0	23.6	30.0	31.4	34.0	34.0	34.2	32.8	32.6	30.6	29.2	25.5	23.3	18.8	16.8	12.9	12.3	7.9
92 22 U R				13.4	14.9	16.7	16.5	21.0	21.6	23.4	23.4	23.5	22.6	22.4	22.2	21.2	18.5	16.9	12.5	11.2	8.5	8.2	5.2
92 22 U A				16.0	17.9	20.0	18.1	23.1	23.5	25.4	25.4	25.6	24.5	24.3	23.3	22.3	19.5	17.8	16.2	14.5	11.1	10.6	6.8
93 16 UC A				15.9	17.8	19.9	22.3	28.4	29.8	32.2	32.2	32.4	31.1	30.8	29.0	27.6	24.2	22.1	17.8	15.9	12.2	11.7	7.4
93 18 UC R		14.0		28.0																			
93 22 U R				13.4	14.9	16.7	15.2	19.3	21.6	23.4	23.4	23.6	22.6	22.4	15.5	14.8	13.0	11.8	12.5	11.2	8.6	8.2	5.2
93 22 U A				16.0	17.9	20.0	15.9	20.3	21.6	23.4	23.4	23.6	22.6	22.4	16.6	15.9	13.9	12.7	16.2	14.5	11.1	10.6	6.8
94 16 UC A				16.9	18.9	21.1	23.6	30.1	31.5	34.1	34.1	34.3	32.9	32.6	30.7	29.3	25.6	23.4	18.9	16.9	12.9	12.4	7.9
94 19 UC R				14.5	16.2	18.1	20.3	25.9	27.2	29.4													
94 19 UC A				22.1	24.6	27.6	30.9	39.3	36.0	38.9	34.2	34.4	33.0	32.7	30.8	29.4	25.7	23.4	18.6	16.7	12.8	12.2	7.8
94 20 U R				16.0	17.8	19.9	22.3	28.5	28.6	30.9	29.8	30.0	27.1	26.8	25.2	24.1	19.9	18.1	14.6	13.1	10.0	9.6	6.1
94 20 U A				22.5	25.1	28.1	31.5	40.2	35.5	38.4	36.7	37.0	30.6	30.3	28.5	27.2	23.4	21.4	17.2	15.4	11.8	11.3	7.2
94 21 U R				15.1	16.9	18.9	19.4	24.6															
94 21 UC A	2.0	13.5	14.5	19.6	21.9	24.5	23.7	30.3															
94 21 UC A				18.3	20.5	22.9	25.6	32.7															
94 22 U R				13.4	14.9	16.7	17.1	21.8	24.5	26.4	26.4	26.6	25.5	25.3	18.8	17.9	15.7	14.3	12.5	11.2	8.6	8.2	5.2
94 22 U A				16.0	17.9	20.0	19.0	24.2	27.3	29.5	29.5	29.7	28.5	28.2	18.8	17.9	15.7	14.3	16.3	14.6	11.2	10.7	6.8
95 22 U R				13.4	14.9	16.7	20.6	26.2	29.2	31.5	31.5	31.8	30.5	30.2	25.4	24.2	21.2	19.3	12.6	11.2	8.6	8.2	5.2
95 22 U A				16.0	17.9	20.0	20.1	25.6	27.3	29.5	29.5	29.7	28.5	28.3	24.3	23.2	20.3	18.5	16.3	14.6	11.2	10.7	6.8

Czechoslovakia

Frequency	Age group																					
Product Source Year	12	13	14	15	16	17	18	19	20	21 - 24	25 - 29	30 - 34	35 - 39	40 - 44	45 - 49	50 - 54	55 - 59	60 - 64	65 - 69	70 - 74	75 - 79	80 - 84	85+
73 1 U R				19.8	24.6	30.3	36.0	40.0	44.4	51.4	53.2	51.9	50.1	48.4	47.5	44.8	43.1	39.6	35.6	30.8	27.3	23.3	20.2
73 1 U A				27.6	34.4	42.3	50.3	55.8	62.0	71.8	74.2	72.4	69.9	67.5	66.2	62.6	60.1	55.2	49.7	42.9	38.0	32.5	28.2
82 2 U U				33.0																			
84 3 U U				25.4	31.6	38.9	46.2	51.3	56.9	66.0	68.2	66.5	64.3	62.0	60.9	57.5	55.3	50.7	45.7	39.5	35.0	29.9	25.9
90 4 U U				25.2	28.7	32.6	36.6	45.5	51.0	57.9	59.9	61.3	59.9	57.9	54.9	51.0	46.0	40.1	36.6	31.2	26.2	21.3	18.3

Czech Republic

Frequency	Age group																					
Product Source Year	12	13	14	15	16	17	18	19	20	21 - 24	25 - 29	30 - 34	35 - 39	40 - 44	45 - 49	50 - 54	55 - 59	60 - 64	65 - 69	70 - 74	75 - 79	80 - 84	85+
65 9 UC U																47.2	45.9	44.6					
65 9 A U																50.5	49.1	47.7					
66 10 UC *				23.6	29.8	36.5	43.7	48.8	53.9	52.4	53.4	54.5	55.5	56.0	54.8	50.1	46.7	50.7	47.2	42.7	38.7	37.6	37.6
66 10 A *				23.9	30.1	36.9	44.1	49.3	54.5	53.0	54.0	55.0	56.1	56.6	55.8	51.7	49.2	53.7	50.0	45.2	40.9	39.9	39.9
66 11 U U				23.4	29.6	36.2	43.3	48.4	53.5	52.0	53.0	54.0	55.1	55.6	55.1	54.5	53.0	51.5	47.9	43.3	39.3	38.2	38.2
66 12 U U																			42.5	38.5			
69 13 U U				19.7	24.8	30.4	36.4	40.6	44.9	43.6	44.5	45.3	46.2	46.6	46.2	45.8	44.5	43.2	43.3	39.2	35.5	34.6	34.6
71 14 U U				15.0	28.4	34.9	41.5	46.1	51.2	59.3	61.3	59.8	57.7	55.7	54.7	51.7	49.6	45.6	41.0	35.5	32.3	27.6	23.9
71 15 U U				15.0	32.2	39.6	47.1	52.3	58.0	67.2	69.5	67.8	65.5	63.2	62.1	58.6	56.3	51.7	46.5	40.2	32.3	27.6	23.9
72 16 U U														66.9	65.7	62.0	59.6						
72 19 UC *				28.6	35.6	43.8	52.1	57.8	64.2	74.3	70.8	69.0	64.2	61.9	58.5	55.2	51.3	47.1	45.3	39.1	34.7	29.6	25.7
72 19 A *				28.6	35.6	43.8	52.1	57.8	64.2	74.3	71.8	70.0	65.2	62.9	59.5	56.2	53.4	49.1	52.1	45.0	39.9	34.1	29.6
73 17 U U				17.3	21.5	26.5	31.5	34.9	38.8	44.9	46.4	45.3	43.7	42.2	41.4	39.1	37.6	34.5	45.2	39.1	34.6	29.6	25.7
73 18 U U				26.0	32.3	39.8	47.3	52.5	58.3	67.6	69.9	68.1	65.8	63.5	62.4	58.9	56.6	52.0	46.8	40.4	35.8	30.6	26.6
78 20 UC U				9.1	11.3	14.0	16.6	18.4	20.4	23.7	24.5	23.9	23.1	22.3	19.8	18.7	18.0	16.5	14.8	8.2	7.3	6.2	5.4
83 21 UC U				21.1	26.3	32.4	38.5	42.7	47.4	54.9	56.8	55.4	53.5	51.0	50.1	47.3	32.0	29.4	26.4	22.9	20.2	17.3	15.0
85 22 UC R				19.8	24.6	30.3	36.0	39.9	44.3	51.4	53.1	51.8	55.9	53.9	41.9	39.5	34.3	31.5	28.3	24.5	21.7	18.5	16.1
85 22 A A				22.0	27.4	33.8	40.1	44.5	49.4	57.2	59.2	57.7	61.4	59.2	45.5	42.9	37.6	34.5	31.1	26.9	23.8	20.3	17.6
85 23 UC R				19.7	24.5	30.2	35.9	39.8	44.2	51.2	52.9	51.6	55.8	53.8	41.9	39.5	34.3	31.5	28.3	24.5	21.7	18.5	16.1
85 24 U A				18.2	22.7	28.0	33.2	36.9	40.9	47.4													
87 25 U U							23.4																
87 26 U U							58.9																
88 23 UC R				18.7	23.3	28.7	34.1	37.8	42.0	48.6	50.3	49.0	47.3	45.6	43.8	41.4	26.7	24.6	22.1	19.1	16.9	14.5	12.6
92 23 UC R				17.1	19.4	22.1	24.8	30.8	34.5	39.2	40.5	41.5	46.8	45.2	43.8	40.7	26.7	23.3	21.3	18.1	15.2	12.4	10.6
92 27 U U				24.9	28.3	32.2	36.1	44.9	50.3	57.1	59.1	60.6	59.1	57.1	54.2	50.3	45.4	39.6	36.1	30.8	25.9	21.0	18.1
92 28 UC R				17.5	19.9	22.6	33.2	41.3	46.3	52.6	54.4	55.7	54.4	52.6	49.9	46.3	41.8	36.4	33.2	28.3	23.8	19.3	16.6
92 29 UC R				17.5	19.9	22.6	27.2	33.9	37.9	43.1	44.5	45.6	44.5	43.1	40.9	37.9	34.2	29.8	27.2	23.2	19.5	15.8	13.6
93 24 U A				19.3	22.0	25.0	28.0	34.9	39.0	44.3	45.8	47.0	45.8	44.3	42.1	39.0	35.2	30.7	28.0	23.9	20.1	16.3	14.0
94 5 UC R		7.0		16.0																			
94 24 U A				29.0	32.9	37.5	42.0	52.2	58.5	66.4													
94 30 U U				15.8	17.9	20.4	22.9	28.4	31.8	36.1	37.4	38.3	37.4	36.1	34.3	31.8	28.7	25.0	22.9	19.5	16.4	13.3	11.4
94 31 U A				21.9	24.8	28.3	31.7	39.4	44.1	50.1	51.8	53.1	51.8	50.1	47.6	44.1	39.8	34.7	31.7	27.0	22.7	18.4	15.9
95 7 UC R				25.3	28.7																		
95 7 UC A				34.6	39.4																		
95 32 U U				17.5	24.5	27.9	31.3	38.9	43.6	49.5	51.2	52.5	51.2	49.5	47.0	43.6	39.4	34.3	31.3	26.7	22.4	18.2	15.7

Annex A (continued)

Slovakia

Frequency	Age group																					
Product Source Year	12	13	14	15	16	17	18	19	20	21 - 24	25 - 29	30 - 34	35 - 39	40 - 44	45 - 49	50 - 54	55 - 59	60 - 64	65 - 69	70 - 74	75 - 79	80 - 84	85+
72 33 UC U				24.5	30.4	37.5	44.6	49.5	54.9	63.6	65.8	64.1	62.0	59.8	58.7	55.4	53.3	48.9	44.0	38.0	33.7	28.8	25.0
72 33 A U				25.1	31.3	38.5	45.8	50.8	56.4	65.3	67.6	65.9	63.7	61.4	60.3	57.0	54.7	50.3	45.2	39.1	34.6	29.6	25.7
79 34 U R																							
79 34 U A																							
81 35 UC R	1.0	⋮		1.9																			
81 35 UC A	1.0	⋮		2.3																			
81 36 UC R				20.1																			
81 36 UC A				22.2																			
83 37 UC U				26.7	33.3	41.0	48.7	54.1	60.0	69.5													
83 37 A U				24.9	31.0	38.3	45.5	50.4	56.0	64.9	67.1	65.4	63.2	61.0	59.9	56.5	54.3	49.9	44.9	38.8	34.4	29.4	25.5
86 38 UC R				19.1	23.8	29.3	34.9	38.7	43.0	49.8	51.5	50.2	48.5	46.8	45.9	43.4	41.7	38.3	34.4	29.8	26.4	22.5	19.6
91 34 U R				16.6	18.8	21.4	24.0	29.9	33.4	38.0	39.3	40.3	39.3	38.0	36.0	33.4	30.2	26.3	24.0	20.5	17.2	14.0	12.0
91 34 U A				23.2	26.4	30.0	33.6	41.8	53.4	60.7	62.7												
92 39 U R				21.7	24.6	28.0	31.4	39.1	43.7	49.7	51.4	52.7	51.4	49.7	47.1	43.7	39.5	34.4	31.4	26.8	22.5	18.3	15.7
93 6 UC R		5.0		19.0																			
95 8 UC R				20.6	23.4																		
95 8 UC A				31.8	36.2																		
95 34 U U				29.2	33.2	37.7	42.3	52.6															

Annex A Prevalence of smoking – individual surveys. Czechoslovakia, females

Czechoslovakia

Frequency	Age group																					
Product Source Year	12	13	14	15	16	17	18	19	20	21 - 24	25 - 29	30 - 34	35 - 39	40 - 44	45 - 49	50 - 54	55 - 59	60 - 64	65 - 69	70 - 74	75 - 79	80 - 84	85+
73 1 U R				7.7	9.8	12.2	14.7	16.1	19.3	19.0	16.9	15.8	14.1	12.0	10.5	8.6	7.3	5.8	4.6	3.5	2.6	2.3	2.3
73 1 U A				19.9	25.5	31.6	38.1	41.9	50.1	49.2	43.9	41.0	36.6	31.0	27.2	22.3	19.0	14.9	12.0	9.1	6.7	5.9	5.9
82 2 U U				17.0																			
84 3 U U				5.7	6.9	8.2	9.5	11.3	15.1	19.4	21.0	22.0	20.8	19.5	15.8	13.2	10.0	7.9	6.0	4.0	2.7	1.9	1.9
90 4 U U				21.0	23.4	26.2	29.3	37.4	39.1	42.3	42.3	42.6	40.9	40.5	38.1	36.3	31.8	29.0	23.4	21.0	16.1	15.4	9.8

Czech Republic

Frequency	Age group																					
Product Source Year	12	13	14	15	16	17	18	19	20	21 - 24	25 - 29	30 - 34	35 - 39	40 - 44	45 - 49	50 - 54	55 - 59	60 - 64	65 - 69	70 - 74	75 - 79	80 - 84	85+
65 9 UC U																							
65 9 A U																							
66 10 UC *																							
66 10 A *																							
66 11 U U																							
66 12 U U				8.8	11.2	13.9	16.8	18.4	22.1	21.7	19.3	18.1	16.1	13.7	12.0	9.8	8.4	6.6	5.3	4.0	3.0	2.6	2.6
69 13 U U				0.6	0.8	1.0	1.2	1.3	1.5	1.5	1.3	1.3	1.1	1.0	0.8	0.7	0.6	0.5	1.3	1.0	0.7	0.6	0.6
71 14 U U																							
71 15 U U																							
72 16 U U														22.0	19.3	15.7	13.5						
72 19 UC *				10.8	13.9	17.2	20.7	22.8	27.2	26.8	26.8	25.0	18.5	15.7	14.2	11.6	5.7	4.5	1.3	1.0	0.7	0.6	0.6
72 19 A *				10.8	13.9	17.2	20.7	22.8	27.2	26.8	26.8	25.0	18.5	15.7	14.2	11.6	5.7	4.5	1.3	1.0	0.7	0.6	0.6
73 17 U U				2.4	3.1	3.8	4.6	5.1	6.1	6.0	5.3	5.0	4.4	3.8	3.3	2.7	2.3	1.8	1.3	1.0	0.7	0.6	0.6
73 18 U U																							
78 20 UC U				17.0	21.8	27.0	32.5	35.8	42.8	42.0	37.5	35.0	31.3	26.5	23.3	19.0	13.1	10.3	8.3	0.0	0.0	0.0	0.0
83 21 UC U				11.3	13.6	16.1	18.7	22.3	29.7	38.2	41.3	43.3	41.0	30.0	24.3	20.3	12.1	9.5	7.3	4.8	3.3	2.2	2.2
85 22 UC R				9.8	11.8	14.0	16.2	19.4	25.7	33.1	35.8	37.5	36.1	33.9	18.3	15.3	10.7	8.4	6.4	4.3	2.9	2.0	2.0
85 22 A A				11.6	13.9	16.5	19.1	22.9	30.4	39.1	42.3	44.3	40.5	38.0	22.1	18.5	11.5	9.0	6.9	4.6	3.1	2.1	2.1
85 23 UC R				9.8	11.7	13.9	16.1	19.3	25.7	33.0	35.7	37.4	35.8	33.6	18.2	15.2	10.7	8.4	6.4	4.3	2.9	2.0	2.0
85 24 U A				10.3	12.3	14.6	16.9	20.2	26.9	34.6													

Frequency	Age group																					
Product Source Year	12	13	14	15	16	17	18	19	20	21 - 24	25 - 29	30 - 34	35 - 39	40 - 44	45 - 49	50 - 54	55 - 59	60 - 64	65 - 69	70 - 74	75 - 79	80 - 84	85+
87 25 U U							21.5																
87 26 U U							46.5																
88 23 UC R				8.1	9.7	11.5	13.3	16.0	21.2	27.3	29.5	30.9	35.7	33.5	20.4	17.1	12.9	10.1	7.7	5.2	3.5	2.4	2.4
92 23 UC R				13.7	15.3	17.2	19.2	24.5	25.6	27.7	27.7	27.9	30.0	29.8	25.7	24.5	9.3	8.5	6.9	6.2	4.7	4.5	2.9
92 27 U U				17.4	19.4	21.8	24.4	31.1	32.5	35.1	35.1	35.4	34.0	33.7	31.6	30.2	26.4	24.1	19.4	17.4	13.4	12.8	8.1
92 28 UC R				13.4	14.9	16.7	15.6	19.9	20.8	22.5	22.5	22.7	21.8	21.6	20.3	19.3	16.9	15.4	12.5	11.2	8.6	8.2	5.2
92 29 UC R				13.4	14.9	16.7	22.5	28.6	29.9	32.3	32.3	32.6	31.3	31.0	29.1	27.8	24.3	22.2	17.9	16.0	12.3	11.8	7.5
93 24 U A				18.0	20.1	22.5	25.2	32.2	33.7	36.4	36.4	36.7	35.2	34.9	32.8	31.3	27.4	24.9	20.1	18.0	13.8	13.2	8.4
94 5 UC R		4.0		12.0																			
94 24 U A				20.9	23.3	26.1	29.2	37.3	39.0	42.1													
94 30 U U				11.8	13.2	14.8	16.5	21.0	22.0	23.8	23.8	24.0	23.0	22.8	21.4	20.5	17.9	16.3	13.2	11.8	9.0	8.7	5.5
94 31 U A				19.3	21.5	24.1	27.0	34.3	35.9	38.8	38.8	39.2	37.6	37.2	35.0	33.4	29.2	26.6	21.5	19.3	14.8	14.1	9.0
95 7 UC R				17.0	19.0																		
95 7 UC A				29.3	32.7																		
95 32 U U				14.6	21.3	23.9	26.7	34.0	35.6	38.5	38.5	38.8	37.2	36.9	34.7	33.1	29.0	26.4	21.3	19.1	14.6	14.0	8.9

Slovakia

Frequency	Age group																					
Product Source Year	12	13	14	15	16	17	18	19	20	21 - 24	25 - 29	30 - 34	35 - 39	40 - 44	45 - 49	50 - 54	55 - 59	60 - 64	65 - 69	70 - 74	75 - 79	80 - 84	85+
72 33 UC U																							
72 33 A U																							
79 34 U R				12.2	15.6	19.3	23.3	25.6	30.6	30.1	26.9	25.1	22.4	19.0	16.6	13.6	11.6	9.1	7.3	5.5	4.1	3.6	3.6
79 34 U A				23.0	29.5	36.6	44.0	48.4	57.9	56.9	50.8	47.4	42.3	35.9	31.5	25.7	22.0	17.3	13.9	10.5	7.8	6.8	6.8
81 35 UC R	0.0	:		0.8																			
81 35 UC A	0.5	:		1.2																			
81 36 UC R				9.4																			
81 36 UC A				12.3																			
83 37 UC U																							
83 37 A U																							
86 38 UC R				11.5	13.8	16.3	18.9	22.7	30.1	38.7	41.9	43.9	41.6	39.0	31.5	26.4	20.1	15.8	12.0	8.0	5.4	3.7	3.7
91 34 U R				6.4	7.7	9.2	10.6	12.7	16.9	21.7	23.5	24.6	23.3	21.9	17.7	14.8	11.3	8.9	6.8	4.5	3.1	2.1	2.1
91 34 U A				14.5	17.4	20.6	23.9	28.6	23.6	30.4	32.9	36.5	34.6	32.5	26.3	22.4	17.1	13.4	10.2	6.8	4.6	3.2	3.2
92 39 U R				10.6	12.7	15.0	17.4	20.9	27.7	35.6	38.5	40.4	38.3	35.9	29.0	24.3	18.5	14.5	11.1	7.4	5.0	3.4	3.4
93 6 UC R		2.0		5.0																			
95 8 UC R				9.1	10.9																		
95 8 UC A				18.2	21.8																		
95 34 U U				11.0	13.2	15.7	18.2	21.8	19.5	25.0	24.4	25.6	27.9	26.1	18.4	15.4	11.7	9.2	7.0	4.7	3.2	2.2	2.2

Frequency	Age group																					
Product Source Year	12	13	14	15	16	17	18	19	20	21-24	25-29	30-34	35-39	40-44	45-49	50-54	55-59	60-64	65-69	70-74	75-79	80-84	85+
53 6 UC U				18.6	23.1	28.5	33.8	37.5	30.2	35.0	36.2	32.1	31.0	26.8	26.3	15.9	15.3	5.9	5.3	2.2	2.0	1.7	1.5
53 6 A U				39.5	49.8	61.0	73.0	81.6	83.8	81.5	83.0	84.0	85.6	83.3	82.5	80.0	77.8	72.2	67.2	62.8	56.9	55.5	55.5
54 6 UC U				9.8	12.2	15.0	17.8	19.8	22.0	25.5	26.3	25.7	24.8	23.9	23.5	22.2	21.3	19.6	17.6	15.2	13.5	11.5	10.0
54 6 A U				35.8	45.2	55.3	66.2	74.0	81.8	79.5	81.0	82.6	84.2	84.9	84.2	83.4	81.0	78.7	73.3	66.2	60.0	58.4	58.4
58 2 TC R				20.8	25.8	31.8	37.8	42.0	46.6	54.0	55.8	54.5	52.6	50.8	49.8	47.1	45.2	41.5	37.4	32.3	28.6	24.5	21.2
59 2 TC R				19.5	24.2	29.8	35.5	39.4	43.7	50.6	52.3	51.0	49.3	47.6	46.7	44.1	42.4	38.9	35.0	30.3	26.8	22.9	19.9
59 9 A A	80.0	83.0	90.0																				
60 1 A U	6.5	12.6	15.1	18.8	23.6	28.9	34.7	38.7	77.3	75.1	76.5	81.2	82.7	85.4	84.6	78.0	75.8	78.2	72.8	65.9	59.7	58.1	58.1
60 2 TC R				20.0	24.9	30.6	36.4	40.4	44.8	51.9	53.7	52.4	50.6	48.8	47.9	45.3	43.5	40.0	36.0	31.1	27.5	23.5	20.4
61 1 A U				25.9	32.7	40.0	47.9	53.5	66.5	64.6	65.9	67.2	68.4	69.1	68.4	67.8	65.9	64.0	59.6	53.9	48.8	47.5	47.5
61 2 TC R				19.6	24.4	30.0	35.7	39.6	43.9	50.9	52.7	51.3	49.6	47.9	47.0	44.4	42.6	39.2	35.2	30.5	27.0	23.1	20.0
62 2 TC R				18.7	23.3	28.7	34.1	37.8	42.0	48.6	50.3	49.1	47.4	45.7	44.9	42.4	40.7	37.4	33.7	29.1	25.8	22.0	19.1
63 2 TC R				17.8	22.2	27.3	32.4	36.0	40.0	46.3	47.9	46.7	45.1	43.5	42.7	40.4	38.8	35.6	32.0	27.7	24.5	21.0	18.2
63 2 A R				33.2	41.9	51.2	61.3	68.6	75.8	73.6	75.1	76.5	77.9	78.7	77.9	77.2	75.1	72.9	67.8	61.3	55.6	54.1	54.1
64 2 TC R				17.3	21.6	26.6	31.6	35.1	38.9	45.1	46.6	45.5	43.9	42.4	41.6	39.3	37.8	34.7	31.2	27.0	23.9	20.4	17.7
64 8 TC U																43.1							
64 8 A U																78.0							
64 14 TC U				19.8	24.7	30.4	36.2	40.1	44.5	51.6	53.4	52.0	50.3	48.5	47.6	45.0	43.2	39.7	35.7	30.9	27.3	23.4	20.3
64 14 A U				35.5	44.7	54.8	65.6	73.3	81.0	78.7	80.2	81.8	83.3	84.1	83.3	82.5	80.2	77.9	72.5	65.6	59.4	57.8	57.8
65 1 TC U				16.4	20.4	25.1	29.9	33.2	42.2	48.9	50.6	49.3	47.6	46.0	45.1	42.6	41.0	37.6	33.9	29.3	25.9	22.2	19.2
65 2 TC R				17.3	21.5	26.5	31.5	35.0	38.9	45.0	46.5	45.4	43.9	42.3	41.5	39.2	37.7	34.6	31.2	26.9	23.8	20.4	17.7
66 1 TC U				16.4	20.4	25.1	29.9	33.2	41.2	47.7	49.4	48.2	46.5	44.9	44.1	41.6	40.0	36.7	33.1	28.6	25.3	21.6	18.8
66 2 TC R				17.3	21.5	26.5	31.5	34.9	38.8	44.9	46.4	45.3	43.8	42.2	41.5	39.2	37.6	34.5	31.1	26.9	23.8	20.3	17.7
67 1 TC U				16.4	20.4	25.1	29.9	33.2	39.2	45.5	47.0	45.8	44.3	42.7	42.0	39.6	38.1	35.0	31.5	27.2	24.1	20.6	17.9
67 2 TC R				17.7	22.0	27.1	32.2	35.8	39.7	46.0	47.6	46.4	44.8	43.2	42.5	40.1	38.5	35.4	31.8	27.5	24.4	20.8	18.1
67 8 UC R																				20.0			
67 8 A U																				77.0			
68 1 A U				25.9	32.7	40.0	47.9	53.5	73.9	71.8	73.2	74.6	76.0	76.7	76.0	75.3	73.2	71.1	66.2	59.8	54.2	52.8	52.8
68 2 TC R				18.1	22.6	27.8	33.0	36.7	40.7	47.1	48.7	47.5	45.9	44.3	43.5	41.1	39.5	36.3	32.6	28.2	25.0	21.3	18.5
69 1 TC U				16.4	20.4	25.1	29.9	33.2	45.1	52.3	54.1	52.7	50.9	49.1	48.3	45.6	43.8	40.2	36.2	31.3	27.7	23.7	20.6
69 1 A U				25.9	32.7	40.0	47.9	53.5	74.0	71.8	73.3	74.7	76.1	76.8	76.1	75.4	73.3	71.1	66.2	59.9	54.2	52.8	52.8
69 2 TC R				18.4	22.9	28.3	33.6	37.3	41.4	47.9	49.6	48.3	46.7	45.1	44.2	41.8	40.1	36.9	33.2	28.7	25.4	21.7	18.8
69 2 A R				31.8	40.1	49.1	58.8	65.7	72.6	70.5	71.9	73.3	74.6	75.3	74.6	74.0	71.9	69.8	65.0	58.8	53.2	51.8	51.8
70 1 A U				25.9	32.7	40.0	47.9	53.5	70.9	68.9	70.2	71.6	72.9	73.6	72.9	72.3	70.2	68.2	63.5	57.4	52.0	50.6	50.6
70 2 TC R				27.6	34.3	42.2	50.2	55.7	48.8	56.5	56.4	53.3	51.5	51.8	50.8	39.1	37.6	34.5	19.8	17.1	15.1	12.9	11.2
70 2 A R				32.8	41.3	50.6	60.6	67.7	66.1	64.2	68.8	71.5	72.8	77.0	76.3	73.0	70.9	68.9	68.9	62.3	56.5	55.0	55.0
71 1 TC U				16.4	20.4	25.1	29.9	33.2	45.1	52.2	54.0	52.7	50.9	49.1	48.2	45.5	43.7	40.2	36.2	31.2	27.7	23.7	20.5
71 1 A U				25.9	32.7	40.0	47.9	53.5	70.9	68.9	70.2	71.6	72.9	73.6	72.9	72.3	70.2	68.2	63.5	57.4	52.0	50.7	50.7
71 2 TC R				27.6	34.3	42.2	50.2	55.7	48.8	56.5	53.0	52.8	51.1	48.5	47.6	37.9	36.4	33.4	19.8	17.1	15.1	12.9	11.2
71 2 A R				31.1	39.2	48.0	57.5	64.2	66.5	64.6	67.0	70.4	71.7	75.4	74.7	70.9	68.9	66.9	66.1	59.8	54.1	52.7	52.7
72 1 TC U				16.4	20.4	25.1	29.9	33.2	46.1	53.4	55.2	53.8	52.0	50.2	49.3	46.5	44.7	41.1	37.0	31.9	28.3	24.2	21.0
72 1 A U				25.9	32.7	40.0	47.9	53.5	69.9	67.9	69.2	70.6	71.9	72.6	71.9	71.2	69.2	67.2	62.6	56.6	51.3	49.9	49.9
72 2 TC R				25.6	31.8	39.2	46.6	51.7	47.9	55.5	50.0	47.8	46.1	49.5	48.6	38.9	37.4	34.4	21.0	18.1	16.0	13.7	11.9
72 2 A R				27.9	35.1	43.0	51.5	57.5	65.5	63.6	64.0	64.4	65.6	73.3	72.7	69.9	67.9	66.0	66.1	59.8	54.1	52.7	52.7
72 15 U R				63.0																			
72 15 U U		16.0		66.0																			
73 1 TC U				16.4	20.4	25.1	29.9	33.2	45.1	52.2	54.0	52.7	50.9	49.1	48.2	45.5	43.8	40.2	36.2	31.3	27.7	23.7	20.5
73 1 A U				25.9	32.7	40.0	47.9	53.5	67.9	65.9	67.2	68.5	69.8	70.5	69.8	69.2	67.2	65.3	60.8	54.9	49.8	48.5	48.5
73 2 TC R				26.2	32.7	40.2	47.8	53.1	54.1	62.7	51.0	50.8	49.1	51.5	50.5	38.9	37.4	34.4	21.0	18.1	16.1	13.7	11.9
73 2 A R				29.2	36.8	45.0	53.9	60.2	69.6	67.6	60.0	63.4	64.6	71.3	70.7	67.8	65.9	64.0	62.8	56.8	51.5	50.1	50.1
73 3 UC R				19.4	24.2	29.8	35.4	39.3	43.6	50.5	52.3	51.0	49.2	47.5	46.7	44.1	42.3	38.9	35.0	30.2	26.8	22.9	19.9
74 1 A U				25.9	32.7	40.0	47.9	53.5	65.8	64.0	65.2	66.5	67.7	68.4	67.7	67.1	65.2	63.3	58.9	53.3	48.3	47.0	47.0
74 2 TC R				23.0	28.6	35.2	41.8	46.4	51.5	59.6	52.0	48.7	47.1	54.5	53.5	43.2	41.5	38.1	22.1	19.1	16.9	14.5	12.6
74 2 A R				25.9	32.7	40.0	47.9	53.5	66.5	64.6	64.0	65.4	66.7	72.3	71.7	69.9	67.9	66.0	66.1	59.8	54.2	52.8	52.8
74 8 TC U																		35.0					
74 8 A U																		67.5					
74 12 A U	11.7	22.7	27.1	33.7	42.5	52.0	62.3	69.6	64.0	62.2	63.4	64.4	65.7	70.3	69.7	70.9	68.9	66.9	67.2	60.8	55.1	53.6	53.6

Frequency	Age group																					
Product Source Year	12	13	14	15	16	17	18	19	20	21 - 24	25 - 29	30 - 34	35 - 39	40 - 44	45 - 49	50 - 54	55 - 59	60 - 64	65 - 69	70 - 74	75 - 79	80 - 84	85+
75 2 TC R				24.2	30.1	37.1	44.1	48.9	47.0	54.5	51.7	48.5	46.9	51.2	50.2	40.3	38.7	35.6	18.3	15.8	14.0	12.0	10.4
75 2 A R				26.6	33.5	41.0	49.1	54.9	58.1	56.5	62.9	61.4	62.5	69.5	68.9	67.2	65.3	63.4	58.2	52.6	47.6	46.4	46.4
75 11 UC U				24.8	30.9	38.0	45.2	50.1	50.6	58.6	54.1	48.3	46.7	50.5	49.5	39.7	38.1	35.0	16.9	14.6	12.9	11.0	9.6
75 11 A U				26.8	33.8	41.4	49.6	55.4	63.0	61.2	62.4	63.4	64.6	70.6	70.0	68.2	66.3	64.4	56.7	51.3	46.5	45.3	45.3
76 1 MC U				16.4	20.4	25.1	29.9	33.2	36.3	42.1	43.5	42.4	41.0	39.6	38.8	36.7	35.2	32.4	29.1	25.2	22.3	19.1	16.5
76 1 A A				19.7	24.9	30.4	42.8	47.9	52.9	51.4	52.4	66.0	67.3	67.9	67.3	66.1	64.3	62.4	58.1	58.4	52.9	51.5	51.5
76 2 TC R				19.7	24.5	30.2	35.9	39.8	48.8	56.5	53.0	46.7	45.1	49.4	48.5	44.2	42.5	39.0	26.8	23.1	20.5	17.5	15.2
76 2 A R				20.7	26.1	32.0	38.3	42.8	62.4	60.6	62.0	59.5	60.6	68.3	67.7	67.8	65.9	64.0	62.8	56.8	51.4	50.1	50.1
76 8 A U														61.3									
76 12 A U				22.7	28.6	35.0	41.9	46.8	64.0	62.2	63.4	61.5	62.7	69.3	68.7	68.9	66.9	65.0	65.0	58.8	53.2	51.9	51.9
77 1 MC U				16.4	20.4	25.1	29.9	33.2	35.4	41.0	42.4	41.3	39.9	38.5	37.8	35.7	34.3	31.5	28.4	24.5	21.7	18.6	16.1
77 1 A A				19.7	24.9	30.4	44.5	49.8	55.0	53.5	54.5	64.1	65.3	65.9	65.3	60.9	59.2	57.5	53.5	55.2	50.0	48.7	48.7
77 2 TC R				18.4	22.9	28.2	33.5	37.1	46.2	53.5	53.0	47.7	46.1	50.5	49.5	45.3	43.5	39.9	36.1	31.2	27.6	23.6	20.5
77 2 A R				19.4	24.5	30.0	35.9	40.1	59.4	57.7	61.0	59.5	60.6	67.3	66.7	67.8	65.9	64.0	66.1	59.8	54.2	52.7	52.7
77 8 A U																						54.5	
77 16 A U				19.4	24.5	30.0	35.9	40.1	58.9	57.3	61.8	63.1	67.9	75.5	76.5	75.1	71.5	70.3	64.0	57.4	53.2	63.0	63.0
78 1 MC U				16.4	20.4	25.1	29.9	33.2	39.3	45.5	47.1	45.9	44.4	42.8	42.0	39.7	38.1	35.0	31.5	27.2	24.1	20.6	17.9
78 1 A A				19.7	24.9	30.4	42.9	47.9	53.0	51.5	52.5	61.1	62.3	62.8	62.3	63.0	61.3	59.5	55.4	55.2	50.0	48.7	48.7
78 2 TC R				20.3	25.3	31.2	37.1	41.1	41.7	48.3	50.0	46.7	45.1	47.4	46.6	44.2	42.5	39.0	24.5	21.2	18.7	16.0	13.9
78 2 A R				20.7	26.1	32.0	38.3	42.8	54.2	52.7	58.0	57.5	58.6	66.3	65.7	67.8	65.9	64.0	58.4	52.8	47.9	46.6	46.6
79 1 TC U				16.4	20.4	25.1	29.9	33.2	37.3	43.3	44.7	43.6	42.2	40.7	39.9	37.7	36.2	33.3	29.9	25.9	22.9	19.6	17.0
79 2 TC R				19.7	24.5	30.2	35.9	39.8	43.5	50.4	53.0	48.7	47.1	47.4	46.5	44.2	42.5	39.0	24.5	21.2	18.8	16.0	13.9
79 2 A R				20.1	25.3	31.0	37.1	41.5	54.2	52.7	60.0	58.5	59.6	62.3	61.7	66.8	64.9	63.1	57.4	51.9	47.0	45.8	45.8
79 7 UC R				20.0	24.7	30.4	36.2	40.1	44.5	51.6	53.4	52.0	50.3	48.5	47.6	45.0	43.2	39.7	35.7	30.9	27.3	23.4	20.3
79 7 A R				20.0	29.5	36.1	43.2	48.3	61.6	59.9	61.0	62.2	63.4	62.5	62.0	61.4	59.7	58.0	53.9	59.0	53.5	52.1	52.1
80 1 MC U																							
80 1 A A				15.8	19.9	24.3	38.7	43.3	47.8	46.5	47.4	58.1	59.2	59.8	59.2	56.7	55.1	53.6	49.8	41.4	37.5	36.5	36.5
80 2 TC R				21.4	26.6	32.8	39.0	43.2	41.2	47.7	54.2	48.8	47.1	46.7	45.9	46.9	45.0	41.4	26.3	22.7	20.1	17.2	14.9
80 2 A R				21.4	27.0	33.0	39.5	44.2	51.7	50.2	60.6	60.9	62.0	62.1	61.5	66.1	64.3	62.4	58.4	52.8	47.8	46.6	46.6
80 13 A R				28.0																			
80 13 A A	12.0	19.0	26.0	36.0	52.0																		
81 1 A A				15.8	19.9	24.3	34.5	38.6	42.7	41.4	42.3	58.1	59.2	59.7	59.2	63.0	61.3	59.5	55.4	42.5	38.5	37.5	37.5
81 2 TC R				16.7	20.7	25.5	30.4	33.7	38.3	44.3	52.7	45.9	44.3	45.2	44.4	50.6	48.6	44.6	27.4	23.7	21.0	17.9	15.6
81 2 A R				17.3	21.8	26.7	32.0	35.7	46.8	45.4	54.5	55.8	56.8	60.9	60.3	68.0	66.1	64.2	57.3	51.8	46.9	45.7	45.7
82 1 A A				15.8	19.9	24.3	36.2	40.5	44.8	43.5	44.3	56.1	57.2	57.7	57.2	63.0	61.3	59.5	55.4	42.5	38.5	37.5	37.5
82 2 TC R				18.9	23.5	29.0	34.4	38.2	34.1	39.5	50.4	47.3	45.7	47.1	46.2	47.0	45.2	41.5	28.4	24.5	21.7	18.6	16.1
82 2 A R				19.5	24.6	30.1	36.0	40.3	41.1	40.0	55.3	56.8	57.9	59.8	59.2	62.8	61.1	59.3	54.9	49.6	45.0	43.8	43.8
83 1 A A				15.8	19.9	24.3	35.4	39.5	43.7	42.5	43.3	52.2	53.1	53.6	53.1	57.8	56.2	54.5	50.8	34.0	30.8	30.0	30.0
83 2 TC R				16.7	20.7	25.5	30.4	33.7	40.2	46.6	47.0	47.5	45.8	41.9	41.2	44.9	43.2	39.6	25.0	21.6	19.2	16.4	14.2
83 2 A R				17.9	22.5	27.6	33.0	36.9	51.0	49.5	54.1	58.6	59.7	57.0	56.5	65.6	63.8	61.9	53.7	48.6	44.0	42.9	42.9
83 4 UC R				20.6	25.7	31.6	37.6	41.7	46.3	53.7	55.5	54.1	44.7	43.1	50.9	48.0	40.5	37.2	33.5	29.0	25.6	21.9	19.0
83 4 A A				27.8	35.1	42.9	51.4	57.4	63.5	61.7	62.9	64.1	58.8	59.3	65.2	64.6	60.1	58.3	54.3	49.1	44.5	43.3	43.3
83 5 UC U																							
84 1 A A				15.8	19.9	24.3	32.8	36.7	40.6	39.4	40.2	52.2	53.1	53.6	53.1	56.7	55.1	53.6	49.8	38.2	34.6	33.7	33.7
84 2 TC R				14.4	17.9	22.0	26.2	29.1	39.5	45.8	47.1	49.7	48.0	42.3	41.6	44.7	43.0	39.5	30.3	26.2	23.2	19.8	17.2
84 2 A R				14.4	18.1	22.2	26.6	29.7	46.9	45.5	50.0	57.4	58.5	55.2	54.7	59.9	58.2	56.5	54.6	49.3	44.7	43.5	43.5
85 2 TC R				19.6	24.4	30.1	35.7	39.7	37.5	43.4	45.1	48.0	46.3	43.6	42.9	44.4	42.7	39.2	30.1	26.0	23.0	19.7	17.1
85 2 A R				19.6	24.8	30.3	36.3	40.5	43.5	42.3	49.6	54.2	55.2	57.2	56.7	61.0	59.3	57.6	54.7	49.5	44.8	43.6	43.6
85 17 UC A	4.0	12.0	20.0	32.0	32.0																		
85 24 UC *		3.0		15.0																			
85 24 UC R		6.0		19.0																			
85 24 UC A		8.0		23.0																			
86 2 TC R				15.2	18.9	23.2	27.6	30.6	33.7	39.1	52.6	51.5	49.8	40.6	39.9	45.3	43.5	40.0	30.4	26.3	23.3	19.9	17.3
86 2 A R				18.3	23.1	28.3	33.9	37.9	40.3	39.2	55.4	58.9	60.0	58.4	57.9	65.1	63.3	61.4	53.8	48.7	44.1	42.9	42.9
87 2 TC R				13.9	17.3	21.3	25.3	28.1	37.1	43.0	49.9	48.5	46.9	44.9	44.1	41.5	39.9	36.6	30.1	26.0	23.0	19.7	17.1
87 2 A R				14.3	18.1	22.1	26.5	29.6	44.2	42.9	52.5	53.9	54.9	57.9	57.4	56.8	55.3	53.7	53.6	48.5	43.9	42.8	42.8
87 18 UC A				15.7	19.6	24.1	28.7	31.8	37.9	43.9	45.4	45.8	44.2	41.3	40.6	44.8	43.1	36.8	33.1	21.4	18.9	16.2	14.1
87 18 A R				14.9	18.8	23.0	27.5	30.8	45.0	43.7	44.0	48.5	49.5	50.2	49.7	57.8	56.2	54.8	51.0	40.6	36.8	36.0	36.0
87 18 A A				15.5	19.6	24.0	28.7	32.1	49.1	47.7	45.0	52.5	53.5	53.2	52.7	59.8	58.1	56.9	52.9	43.8	39.6	42.0	42.0

Frequency	Age group																					
Product Source Year	12	13	14	15	16	17	18	19	20	21 - 24	25 - 29	30 - 34	35 - 39	40 - 44	45 - 49	50 - 54	55 - 59	60 - 64	65 - 69	70 - 74	75 - 79	80 - 84	85+
88 2 TC R				12.0	14.9	18.4	21.9	24.3	32.8	38.0	44.3	48.0	46.4	41.8	41.1	44.7	43.0	39.5	32.5	28.1	24.9	21.3	18.5
88 2 A R				12.4	15.6	19.1	22.9	25.6	38.2	37.1	46.2	53.2	54.2	51.8	51.3	57.6	56.0	54.4	52.7	47.6	43.1	42.0	42.0
88 24 UC *		3.0		14.0																			
88 24 UC R		6.0		11.0																			
88 24 UC A		9.0		25.0																			
89 2 TC R				15.9	19.8	24.4	29.0	32.2	38.3	44.4	43.8	46.4	44.8	40.8	40.1	44.0	42.2	38.8	29.6	25.6	22.6	19.4	16.8
89 2 A R				16.1	20.3	24.9	29.8	33.3	44.6	43.3	46.4	50.0	51.0	49.2	48.8	57.3	55.7	54.1	49.4	44.6	40.4	39.4	39.4
89 19 U R	1.0		12.0																				
89 19 U A	4.0		17.0																				
89 19 U *	8.0		24.0																				
89 20 A R				16.2	20.4	25.0	29.9	33.5	30.7	29.8	41.9	42.7	43.5	43.9	49.2	48.7	47.4	46.0	50.0	45.2	41.0	39.9	39.9
89 20 A A				15.7	19.8	24.2	29.0	32.4	35.8	34.8	43.0	48.5	49.5	52.2	51.7	52.7	51.2	45.2	42.1	38.0	34.5	33.6	33.6
89 26 UC R		6.0		17.0																			
89 26 UC A		15.0		40.0																			
90 2 TC R				17.3	21.5	26.5	31.4	34.9	36.4	42.2	46.5	47.4	45.8	38.3	37.6	41.1	39.5	36.3	33.3	28.8	25.5	21.8	18.9
90 2 A R				17.5	21.8	26.9	31.9	35.4	36.7	42.6	48.9	53.0	51.2	46.9	46.0	56.5	54.3	49.9	58.4	50.5	44.7	38.2	33.2
90 22 U R			8.0	9.0																			
90 22 U A	1.0	6.5	7.5	9.7																			
90 23 U R				8.0																			
90 23 A A				15.0							48.0					53.0		56.0		49.0			
91 2 TC R				14.4	18.0	22.1	26.3	29.2	36.7	42.6	45.6	47.4	45.8	45.9	45.1	41.2	39.6	36.3	30.6	26.5	23.4	20.0	17.4
91 2 A R				14.6	18.1	22.3	26.5	29.4	37.5	43.5	48.0	52.1	50.3	55.7	54.7	55.5	53.3	48.9	52.5	45.3	40.2	34.3	29.8
91 18 UC A				15.7	19.6	24.1	28.7	31.8	33.5	38.8	40.2	48.8	47.2	45.4	44.6	37.7	36.2	34.7	31.2	31.6	28.0	24.0	20.8
91 18 A A				15.7	19.6	24.1	28.7	31.8	35.2	40.8	42.2	55.9	54.0	58.5	57.5	44.8	43.1	48.3	43.5	49.7	44.0	37.6	32.7
91 21 U R				16.0																			
91 21 U A				31.0																			
91 24 UC *		4.0		16.0																			
91 24 UC A		17.0		26.0																			
92 2 TC R				13.1	16.2	20.0	23.8	26.4	36.1	41.8	46.0	46.4	44.8	45.7	44.9	40.4	38.8	35.7	32.5	28.0	24.8	21.2	18.4
92 2 A R				13.2	16.4	20.2	24.0	26.7	36.7	42.5	47.0	51.3	49.5	55.0	54.0	51.8	49.8	45.7	51.5	44.5	39.4	33.7	29.2
93 2 TC R				13.0	16.2	19.9	23.7	26.3															
93 2 A R				13.1	16.3	20.1	23.9	26.5	36.4	42.2	47.0	46.8	45.2	50.5	49.6	55.6	53.4	49.0	48.8	42.2	37.4	31.9	27.7
94 2 TC R				12.6	15.7	19.3	23.0	25.5	28.3	32.8	33.9	33.1	31.9	30.8	30.3	28.6	27.5	25.2	22.7	19.6	17.4	14.8	12.9
94 2 A R				19.4	24.1	29.7	35.3	39.2	43.5	50.3	52.1	50.8	49.0	47.3	46.5	43.9	42.2	38.7	34.8	30.1	26.7	22.8	19.8
94 18 UC A				20.0	19.0	23.4	27.8	30.8	34.2	39.7	40.7	39.7	38.3	37.0	42.8	40.4	38.8	35.7	31.0	26.8	23.7	20.3	17.6
94 18 A R				20.0	17.3	21.3	25.3	28.0	31.1	36.0	42.8	41.7	40.3	38.9	53.5	50.5	48.5	44.6	45.3	39.1	34.7	29.6	25.7
94 18 A A				25.0	19.0	23.4	27.8	30.8	34.2	39.7	45.9	44.8	43.3	41.7	55.6	52.5	50.5	46.4	47.7	41.2	36.5	31.2	27.1
94 24 UC *		4.0		11.0																			
94 24 UC R		5.0		14.0																			
94 24 UC A		11.0		25.0																			
95 2 TC R				13.9	17.4	21.4	25.4	28.2	31.3	36.3	37.5	36.6	35.3	34.1	33.5	31.6	30.4	27.9	25.1	21.7	19.2	16.4	14.3
95 2 A R				19.3	24.1	29.7	35.3	39.1	43.4	50.3	52.0	50.7	49.0	47.3	46.4	43.8	42.1	38.7	34.8	30.1	26.7	22.8	19.8
95 25 UC R				14.3	17.7																		
95 25 UC A				21.4	26.6																		

Frequency	Age group																					
Product Source Year	12	13	14	15	16	17	18	19	20	21 - 24	25 - 29	30 - 34	35 - 39	40 - 44	45 - 49	50 - 54	55 - 59	60 - 64	65 - 69	70 - 74	75 - 79	80 - 84	85+
53 6 UC U				25.4	32.5	40.3	48.5	53.4	61.6	60.5	54.0	49.4	44.1	30.5	26.8	18.0	15.4	7.0	5.7	2.7	2.0	1.8	1.8
53 6 A U				25.9	33.2	41.2	49.6	54.6	63.2	62.1	55.5	53.3	47.6	40.1	35.1	33.5	28.6	21.5	17.3	11.9	8.8	7.7	7.7
54 6 UC U				21.9	28.0	34.7	41.8	46.0	55.0	54.0	48.2	45.0	40.2	34.1	29.9	24.4	20.9	16.4	13.2	10.0	7.4	6.4	6.4
54 6 A U				26.7	34.1	42.4	51.0	56.1	67.1	65.9	58.8	54.9	49.0	41.6	36.5	29.8	25.5	20.0	16.1	12.2	9.0	7.8	7.8
58 2 TC R				26.2	33.6	41.7	50.2	55.2	66.0	64.8	57.9	54.0	48.2	40.9	35.9	29.3	25.1	19.7	15.8	12.0	8.9	7.7	7.7
59 2 TC R				24.9	31.9	39.6	47.7	52.4	62.7	61.6	55.0	51.3	45.8	38.9	34.1	27.9	23.8	18.7	15.0	11.4	8.4	7.3	7.3
59 9 A A	53.0	59.0	75.0																				
60 1 A U	5.0	10.2	11.0	12.0	13.4	15.1	16.9	21.5	51.3	55.4	55.4	57.2	54.9	51.6	48.5	40.4	35.3	29.5	23.8	21.3	16.3	15.6	9.9
60 2 TC R				20.7	23.1	25.9	29.0	36.9	38.6	41.7	41.7	42.1	40.3	40.0	37.6	35.9	31.4	28.6	23.1	20.7	15.9	15.2	9.7
61 1 A U				22.9	25.6	28.6	32.1	40.8	43.3	46.8	46.8	47.2	45.3	44.9	42.2	40.3	35.2	32.1	25.9	23.2	17.8	17.0	10.8
61 2 TC R				21.4	23.9	26.7	29.9	38.1	39.9	43.1	43.1	43.4	41.7	41.3	38.8	37.0	32.4	29.6	23.9	21.4	16.4	15.7	10.0
62 2 TC R				20.8	23.2	26.0	29.1	37.1	38.8	42.0	42.0	42.3	40.6	40.2	37.8	36.1	31.6	28.8	23.2	20.8	16.0	15.3	9.7
63 2 TC R				19.7	22.0	24.6	27.6	35.1	36.7	39.7	39.7	40.0	38.4	38.0	35.8	34.1	29.8	27.2	22.0	19.7	15.1	14.4	9.2
63 2 A R				25.0	27.9	31.2	34.9	44.5	46.6	50.3	50.3	50.7	48.7	48.2	45.3	43.2	37.8	34.5	27.9	25.0	19.1	18.3	11.6
64 2 TC R				19.6	21.9	24.5	27.5	35.0	36.7	39.6	39.6	39.9	38.3	38.0	35.7	34.0	29.8	27.2	21.9	19.6	15.1	14.4	9.2
64 8 TC U																41.0							
64 8 A U																59.3							
64 14 TC U				24.5	27.4	30.7	34.4	43.8	45.8	49.5	49.5	49.9	47.9	47.5	44.6	42.5	37.2	34.0	27.4	24.5	18.8	18.0	11.5
64 14 A U				29.8	33.2	37.2	41.7	53.1	55.6	60.0	60.0	60.5	58.0	57.5	54.1	51.6	45.1	41.2	33.2	29.8	22.8	21.8	13.9
65 1 TC U				15.3	17.0	19.1	21.4	27.2	39.2	42.3	42.3	42.6	40.9	40.5	38.1	36.4	31.8	29.0	23.4	21.0	16.1	15.4	9.8
65 2 TC R				19.6	21.9	24.5	27.5	35.0	36.7	39.6	39.6	39.9	38.3	38.0	35.7	34.0	29.8	27.2	21.9	19.6	15.1	14.4	9.2
66 1 TC U				15.3	17.0	19.1	21.4	27.2	40.3	43.5	43.5	43.9	42.1	41.7	39.2	37.4	32.7	29.9	24.1	21.6	16.6	15.8	10.1
66 2 TC R				20.2	22.6	25.3	28.3	36.1	37.8	40.8	40.8	41.2	39.5	39.1	36.8	35.1	30.7	28.0	22.6	20.2	15.5	14.8	9.4
67 1 TC U				15.3	17.0	19.1	21.4	27.2	38.1	41.2	41.2	41.5	39.8	39.5	37.1	35.4	31.0	28.2	22.8	20.4	15.7	15.0	9.5
67 2 TC R				22.7	25.4	28.4	31.8	40.5	42.4	45.8	45.8	46.2	44.3	43.9	41.2	39.4	34.4	31.4	25.4	22.7	17.4	16.6	10.6
67 8 UC R																				12.0			
67 8 A U																				45.7			
68 1 A U				22.9	25.6	28.6	32.1	40.8	51.6	55.8	55.8	56.2	53.9	53.5	50.2	47.9	41.9	38.3	30.9	27.7	21.2	20.3	12.9
68 2 TC R				20.9	23.3	26.1	29.2	37.2	39.0	42.1	42.1	42.4	40.7	40.4	37.9	36.2	31.7	28.9	23.3	20.9	16.0	15.3	9.7
69 1 TC U				15.3	17.0	19.1	21.4	27.2	45.0	48.6	48.6	49.0	47.0	46.6	43.8	41.8	36.5	33.3	26.9	24.1	18.5	17.7	11.2
69 1 A U				22.9	25.6	28.6	32.1	40.8	56.2	60.7	60.7	61.2	58.7	58.2	54.7	52.2	45.7	41.7	33.6	30.1	23.1	22.1	14.1
69 2 TC R				21.3	23.8	26.7	29.9	38.0	39.8	43.0	43.0	43.4	41.6	41.2	38.8	37.0	32.4	29.5	23.8	21.3	16.4	15.6	10.0
69 2 A R				27.2	30.4	34.0	38.1	48.6	50.8	54.9	54.9	55.4	53.1	52.7	49.5	47.2	41.3	37.7	30.4	27.2	20.9	20.0	12.7
70 1 A U				22.9	25.6	28.6	32.1	40.8	52.9	57.2	57.2	57.7	55.3	54.8	51.5	49.2	43.0	39.2	31.7	28.4	21.7	20.8	13.2
70 2 TC R				29.0	32.4	36.3	40.6	51.7	48.7	52.6	51.6	53.2	51.0	46.4	43.6	34.3	30.0	27.4	13.2	11.8	9.1	8.7	5.5
70 2 A R				29.1	32.5	36.4	40.7	51.9	49.5	53.5	54.1	58.9	56.5	56.9	53.5	51.5	45.1	41.1	36.1	32.3	24.8	23.7	15.1
71 1 TC U				15.3	17.0	19.1	21.4	27.2	42.8	46.3	46.3	46.7	44.7	44.4	41.7	39.8	34.8	31.7	25.6	22.9	17.6	16.8	10.7
71 1 A U				22.9	25.6	28.6	32.1	40.8	54.1	58.5	58.5	58.9	56.5	56.0	52.7	50.2	44.0	40.1	32.4	29.0	22.2	21.3	13.5
71 2 TC R				26.7	29.8	33.4	37.4	47.6	47.9	51.8	49.0	50.0	47.9	46.5	43.6	35.8	31.3	28.6	14.4	12.9	9.9	9.5	6.0
71 2 A R				29.0	32.4	36.3	40.6	51.7	48.9	52.8	52.0	56.1	53.8	56.8	53.3	49.3	43.1	39.3	33.6	30.1	23.1	22.1	14.0
72 1 TC U				15.3	17.0	19.1	21.4	27.2	45.2	48.8	48.8	49.2	47.2	46.8	44.0	42.0	36.7	33.5	27.0	24.2	18.6	17.8	11.3
72 1 A U				22.9	25.6	28.6	32.1	40.8	55.4	59.8	59.8	60.3	57.8	57.3	53.9	51.4	45.0	41.0	33.1	29.7	22.7	21.7	13.8
72 2 TC R				32.1	35.8	40.1	44.9	57.2	47.0	50.8	49.0	49.0	47.0	49.5	46.6	36.9	32.3	29.5	13.2	11.9	9.1	8.7	5.5
72 2 A R				32.8	36.7	41.0	46.0	58.5	49.8	53.8	51.0	54.1	51.8	58.8	55.3	49.2	43.1	39.3	34.9	31.3	24.0	22.9	14.6
72 15 U R				55.0																			
72 15 U U		34.0		72.0																			
73 1 TC U				15.3	17.0	19.1	21.4	27.2	46.4	50.1	50.1	50.5	48.4	48.0	45.1	43.1	37.7	34.4	27.7	24.8	19.0	18.2	11.6
73 1 A U				22.9	25.6	28.6	32.1	40.8	56.6	61.1	61.1	61.6	59.1	58.6	55.0	52.5	46.0	41.9	33.8	30.3	23.2	22.2	14.1
73 2 TC R				29.0	32.4	36.3	40.6	51.7	51.7	55.8	49.0	48.9	46.9	47.5	44.6	39.2	34.3	31.3	15.7	14.0	10.8	10.3	6.6
73 2 A R				29.8	33.2	37.2	41.7	53.1	53.6	57.9	51.0	54.0	51.8	56.8	53.3	52.6	46.0	42.0	35.0	31.3	24.0	23.0	14.6
73 3 UC R				24.1	26.9	30.1	33.7	43.0	45.0	48.6	48.6	49.0	47.0	46.6	43.8	41.8	36.5	33.3	26.9	24.1	18.5	17.7	11.2
74 1 A U				22.9	25.6	28.6	32.1	40.8	54.4	58.8	58.8	59.3	56.9	56.4	53.0	50.5	44.2	40.3	32.6	29.2	22.4	21.4	13.6
74 2 TC R				29.8	33.2	37.2	41.7	53.1	52.6	56.8	44.0	49.9	47.9	50.6	47.5	36.9	32.3	29.5	15.7	14.1	10.8	10.3	6.6
74 2 A R				31.3	34.9	39.1	43.8	55.8	53.6	57.9	47.0	53.0	50.8	57.8	54.3	50.3	44.0	40.2	36.3	32.5	24.9	23.8	15.2
74 8 TC U																		34.0					
74 8 A U																		52.3					
74 12 A U	14.2	29.0	31.2	34.1	38.0	42.6	47.7	60.8	46.6	50.4	50.4	51.0	48.9	57.8	54.3	51.5	45.0	41.1	36.3	32.5	24.9	23.8	15.2

Frequency	Age group																					
Product Source Year	12	13	14	15	16	17	18	19	20	21 - 24	25 - 29	30 - 34	35 - 39	40 - 44	45 - 49	50 - 54	55 - 59	60 - 64	65 - 69	70 - 74	75 - 79	80 - 84	85+
75 2 TC R				30.3	33.8	37.9	42.4	54.0	52.4	56.6	48.8	46.6	44.7	50.5	47.5	37.1	32.5	29.6	15.0	13.4	10.3	9.9	6.3
75 2 A R				30.8	34.4	38.5	43.2	55.0	53.3	57.6	49.8	50.2	48.2	57.9	54.4	49.9	43.6	39.8	33.3	29.8	22.9	21.9	13.9
75 11 UC U				29.5	33.0	36.9	41.4	52.7	52.6	56.8	46.9	45.3	43.5	49.7	46.7	34.2	29.9	27.3	15.1	13.6	10.4	9.9	6.3
75 11 A U				30.2	33.8	37.8	42.3	53.9	54.3	58.7	48.4	49.6	47.6	56.3	52.9	48.9	42.8	39.0	35.2	31.6	24.2	23.1	14.7
76 1 MC U				15.3	17.0	19.1	21.4	27.2	41.0	44.3	44.3	44.6	42.8	42.4	39.9	38.0	33.3	30.4	24.5	21.9	16.8	16.1	10.2
76 1 A A				22.3	24.9	27.8	41.9	53.4	55.9	60.4	60.4	55.5	53.2	52.8	49.6	49.1	42.9	39.2	31.6	30.4	23.3	22.3	14.2
76 2 TC R				29.8	33.2	37.2	41.7	53.1	55.4	59.9	49.0	44.8	43.0	51.6	48.4	41.4	36.2	33.1	17.0	15.2	11.7	11.2	7.1
76 2 A R				29.8	33.2	37.2	41.7	53.1	56.4	60.9	51.0	49.9	47.9	59.8	56.2	51.5	45.1	41.1	36.5	32.7	25.0	23.9	15.2
76 8 A U														49.0									
76 12 A U				32.1	35.8	40.1	44.9	57.2	53.1	57.4	57.4	50.9	48.8	60.8	57.2	53.7	47.0	42.9	40.1	35.9	27.5	26.3	16.8
77 1 MC U				15.3	17.0	19.1	21.4	27.2	33.1	35.7	35.7	36.0	34.5	34.2	32.2	30.7	26.9	24.5	19.8	17.7	13.6	13.0	8.3
77 1 A A				22.3	24.9	27.8	34.7	44.2	46.3	50.0	50.0	48.1	46.1	45.8	43.0	44.3	38.8	35.4	28.6	40.3	30.9	29.5	18.8
77 2 TC R				27.5	30.7	34.4	38.5	49.0	58.3	62.9	54.0	46.8	44.9	53.6	50.4	42.6	37.2	34.0	26.8	24.0	18.4	17.6	11.2
77 2 A R				28.2	31.5	35.3	39.5	50.4	59.2	64.0	56.0	49.9	47.8	60.8	57.1	54.9	48.0	43.8	45.1	40.4	31.0	29.6	18.8
77 8 A U																						25.5	
77 16 A U				22.9	25.6	28.6	32.1	40.8	56.8	61.4	56.5	63.7	60.8	64.2	65.9	64.1	58.8	52.5	45.9	38.0	34.1	30.0	19.1
78 1 MC U				15.3	17.0	19.1	21.4	27.2	36.5	39.5	39.5	39.8	38.2	37.8	35.5	33.9	29.7	27.1	21.9	19.6	15.0	14.4	9.1
78 1 A A				22.3	24.9	27.8	33.3	42.4	44.4	48.0	48.0	48.1	46.1	45.7	43.0	48.0	42.0	38.3	30.9	42.8	32.8	31.4	20.0
78 2 TC R				24.4	27.3	30.5	34.2	43.6	50.7	54.8	55.0	45.8	43.9	51.5	48.4	42.6	37.3	34.0	15.9	14.2	10.9	10.4	6.6
78 2 A R				25.2	28.1	31.5	35.3	44.9	50.7	54.8	57.0	48.9	46.9	57.7	54.2	53.8	47.1	42.9	34.2	30.7	23.5	22.5	14.3
79 1 TC U				15.3	17.0	19.1	21.4	27.2	37.7	40.8	40.8	41.1	39.4	39.1	36.7	35.0	30.7	28.0	22.6	20.2	15.5	14.8	9.4
79 2 TC R				26.0	29.0	32.4	36.3	46.3	51.7	55.8	53.0	42.8	41.0	50.5	47.4	42.6	37.3	34.0	15.9	14.3	10.9	10.5	6.7
79 2 A R				26.0	29.0	32.4	36.3	46.3	52.6	56.8	54.0	55.0	52.8	46.4	43.6	52.7	46.1	42.0	33.1	29.7	22.7	21.8	13.8
79 7 UC R				20.0	26.0	29.1	32.6	41.5	43.5	47.0	47.0	47.4	45.4	45.0	42.3	40.4	35.3	32.2	26.0	23.3	17.9	17.1	10.9
79 7 A R				20.0	34.3	38.4	43.0	54.8	48.5	52.4	52.4	52.8	50.6	55.2	51.9	49.5	43.3	39.5	31.9	34.5	26.4	25.3	16.1
80 1 MC U				19.1	21.3	23.9	26.7	34.0	34.3	37.1	37.1	37.4	35.9	35.6	33.4	31.9	27.9	25.4	20.5	18.4	14.1	13.5	8.6
80 1 A A				22.3	24.9	27.8	33.4	42.5	44.5	48.1	48.1	47.1	45.1	44.7	42.0	46.8	41.0	37.4	30.2	41.8	32.0	30.6	19.5
80 2 TC R				24.7	27.5	30.8	34.5	44.0	47.3	51.1	49.4	45.3	43.4	47.3	44.4	45.8	40.0	36.5	21.4	19.2	14.7	14.1	9.0
80 2 A R				25.0	28.0	31.3	35.1	44.7	48.5	52.4	50.7	48.7	46.8	53.0	49.8	54.4	47.6	43.4	35.6	31.9	24.4	23.4	14.9
80 13 A R				36.0																			
80 13 A A	10.0	21.0	35.0	46.0	48.0																		
81 1 A A				22.3	24.9	27.8	35.6	45.3	47.4	51.2	51.2	49.2	47.2	46.8	43.9	45.7	40.0	36.4	29.4	50.5	38.7	37.0	23.6
81 2 TC R				25.6	28.6	32.1	35.9	45.7	48.0	51.9	53.4	45.3	43.5	47.0	44.1	43.5	38.0	34.7	20.6	18.5	14.2	13.6	8.6
81 2 A R				25.9	28.9	32.3	36.2	46.1	50.3	54.3	56.0	47.5	45.5	52.1	49.0	51.4	45.0	41.1	35.2	31.5	24.2	23.1	14.7
82 1 A A				22.3	24.9	27.8	33.4	42.6	44.6	48.1	48.1	51.3	49.2	48.8	45.8	50.5	44.2	40.3	32.5	48.2	36.9	35.3	22.5
82 2 TC R				21.6	24.1	27.0	30.2	38.5	46.9	50.7	53.4	49.4	47.4	46.1	43.3	45.5	39.8	36.3	20.6	18.4	14.1	13.5	8.6
82 2 A R				21.6	24.1	27.0	30.2	38.5	47.2	51.0	53.9	51.1	49.0	51.7	48.6	53.6	46.9	42.8	34.6	31.0	23.8	22.7	14.5
83 1 A A				22.3	24.9	27.8	36.3	46.3	48.4	52.3	52.3	50.3	48.2	47.8	44.9	50.5	44.2	40.3	32.5	47.1	36.1	34.5	22.0
83 2 TC R				18.0	20.1	22.5	25.2	32.1	47.8	51.7	53.8	50.3	48.2	43.4	40.8	46.3	40.5	37.0	21.2	19.0	14.5	13.9	8.9
83 2 A R				18.3	20.5	22.9	25.6	32.7	48.5	52.4	54.4	51.7	49.6	48.5	45.5	54.0	47.2	43.1	34.5	30.9	23.7	22.7	14.4
83 4 UC R				27.6	30.8	34.4	38.6	49.1	51.4	55.6	55.6	56.0	45.6	45.2	48.6	46.4	37.6	34.3	27.7	24.8	19.0	18.2	11.6
83 4 A A				28.2	31.5	35.3	39.5	50.4	52.7	57.0	57.0	57.4	49.6	49.2	55.3	52.8	46.0	42.0	33.9	30.4	23.3	22.3	14.2
83 5 UC U				23.6	26.4	29.5	33.1	42.1	44.1	57.0	60.0	55.0	53.0	49.0									
84 1 A A				22.3	24.9	27.8	35.6	45.3	47.4	51.2	51.2	47.2	45.2	44.8	42.1	54.1	47.3	43.2	34.8	42.2	32.4	31.0	19.7
84 2 TC R				20.1	22.4	25.1	28.1	35.8	43.5	47.0	50.1	49.9	47.8	45.2	42.5	48.1	42.1	38.4	26.9	24.1	18.5	17.7	11.2
84 2 A R				20.1	22.4	25.1	28.1	35.8	44.3	47.9	50.5	51.8	49.7	47.6	44.7	54.8	47.9	43.7	38.8	34.7	26.6	25.5	16.2
85 2 TC R				21.6	24.1	27.0	30.2	38.5	41.2	44.6	48.9	49.0	46.9	46.2	43.5	42.8	37.5	34.2	23.7	21.2	16.3	15.6	9.9
85 2 A R				21.6	24.1	27.0	30.2	38.5	41.3	44.7	49.6	51.1	49.0	49.1	46.2	50.0	43.8	39.9	37.4	33.5	25.7	24.6	15.6
85 17 UC A	5.0	11.0	30.0	41.0	45.0																		
85 24 UC *		11.0		21.0																			
85 24 UC R		13.0		27.0																			
85 24 UC A		17.0		37.0																			
86 2 TC R				19.6	21.9	24.5	27.5	35.0	33.8	36.5	51.9	53.1	50.9	44.3	41.6	51.1	44.7	40.8	30.2	27.0	20.7	19.8	12.6
86 2 A R				20.2	22.6	25.3	28.3	36.1	34.8	37.6	52.8	56.3	54.0	47.5	44.6	58.2	50.9	46.4	44.6	39.9	30.6	29.3	18.6
87 2 TC R				18.6	20.8	23.3	26.1	33.2	39.7	42.8	48.6	48.7	46.7	40.9	38.4	47.1	41.2	37.6	28.2	25.3	19.4	18.5	11.8
87 2 A R				19.3	21.6	24.1	27.0	34.4	40.1	43.3	48.6	49.5	47.5	45.1	42.4	53.1	46.4	42.3	40.1	35.9	27.5	26.3	16.7
87 18 UC A				26.7	29.8	33.4	37.4	47.6	46.6	50.4	50.4	50.0	48.0	47.2	44.4	47.9	41.9	39.8	32.1	20.1	15.4	14.7	9.4
87 18 A R				25.2	28.1	31.5	35.3	44.9	43.2	46.7	46.0	48.0	46.0	47.2	44.4	51.1	44.7	46.4	37.5	29.1	22.3	20.1	12.8
87 18 A A				26.7	29.8	33.4	37.4	47.6	47.9	51.8	49.0	51.1	49.0	49.3	46.3	52.2	45.7	47.5	38.3	34.7	26.6	22.5	14.3

Frequency	Age group																					
Product Source Year	12	13	14	15	16	17	18	19	20	21 - 24	25 - 29	30 - 34	35 - 39	40 - 44	45 - 49	50 - 54	55 - 59	60 - 64	65 - 69	70 - 74	75 - 79	80 - 84	85+
88 2 TC R				18.8	21.0	23.5	26.3	33.5	41.1	44.4	46.4	51.3	49.2	43.7	41.0	49.8	43.6	39.8	26.4	23.7	18.1	17.3	11.0
88 2 A R				19.0	21.2	23.8	26.6	33.9	41.2	44.5	46.7	52.2	50.0	45.7	43.0	55.0	48.1	43.9	35.8	32.0	24.6	23.5	14.9
88 24 UC *		1.0		16.0																			
88 24 UC R		6.0		17.0																			
88 24 UC A		7.0		33.0																			
89 2 TC R				20.3	22.7	25.4	28.4	36.2	38.4	41.5	52.6	46.1	44.3	40.6	38.2	48.7	42.6	38.8	30.5	27.3	21.0	20.1	12.8
89 2 A R				20.4	22.8	25.5	28.5	36.3	38.8	41.9	52.6	46.7	44.7	43.0	40.4	53.0	46.4	42.3	38.6	34.6	26.5	25.4	16.1
89 19 U R	1.0		30.0																				
89 19 U A	6.0		39.0																				
89 19 U *	8.0		50.0																				
89 20 A R				19.1	21.3	23.9	26.7	34.0	29.1	31.5	39.7	40.0	38.4	38.0	34.6	33.0	28.9	26.3	38.0	34.0	26.1	25.0	15.9
89 20 A A				19.1	21.4	23.9	26.8	34.1	35.7	38.6	46.0	41.9	40.1	33.9	31.9	38.3	33.5	27.9	22.5	20.1	15.4	14.8	9.4
89 26 UC R		6.0		23.0																			
89 26 UC A		16.0		30.0																			
90 2 TC R				16.8	18.8	21.0	23.5	29.9	41.1	44.4	45.3	47.5	45.5	45.4	42.7	47.1	41.3	37.6	29.0	25.9	19.9	19.0	12.1
90 2 A R				16.8	18.8	21.0	23.5	29.9	41.2	44.5	45.6	48.0	46.0	46.4	43.6	50.9	44.6	40.7	38.4	34.4	26.3	25.2	16.0
90 22 U R			5.0	17.0																			
90 22 U A	2.0	9.2	9.9	10.8																			
90 23 U R				12.0																			
90 23 A A				23.0							49.0					46.0		48.0		39.0			
91 2 TC R				15.1	16.9	18.9	21.2	27.0	40.9	44.2	45.4	51.0	49.0	42.8	40.2	45.3	39.6	36.2	34.0	30.5	23.3	22.3	14.2
91 2 A R				15.2	17.0	19.0	21.3	27.1	40.9	44.2	45.9	51.6	49.4	43.9	41.3	49.2	43.1	39.3	40.9	36.6	28.1	26.8	17.1
91 18 UC A				22.9	25.6	28.6	32.1	40.8	41.0	44.3	44.3	47.0	45.0	45.4	42.6	48.9	42.8	35.4	28.6	30.5	23.4	22.3	14.2
91 18 A A				22.9	25.6	28.6	32.1	40.8	41.0	44.3	44.3	47.0	45.0	45.4	42.6	52.1	45.6	38.8	31.3	34.3	26.3	25.1	16.0
91 21 U R				21.0																			
91 21 U A				41.0																			
91 24 UC *		3.0		20.0																			
91 24 UC A		16.0		32.0																			
92 2 TC R				19.8	22.2	24.8	27.8	35.4	39.9	43.1	43.4	49.6	47.6	44.2	41.5	45.5	39.8	36.3	29.1	26.1	20.0	19.1	12.2
92 2 A R				19.8	22.2	24.8	27.8	35.4	39.9	43.1	43.4	50.0	48.0	45.4	42.7	49.5	43.3	39.5	36.3	32.5	24.9	23.8	15.2
93 2 TC R				15.6	17.5	19.6	21.9	27.9															
93 2 A R				16.0	17.9	20.0	22.4	28.6	39.5	42.6	44.0	46.9	45.0	44.4	41.7	50.0	43.8	39.9	37.1	33.2	25.5	24.4	15.5
94 2 TC R				18.8	20.9	23.4	26.3	33.4	35.0	37.8	37.8	38.1	36.6	36.3	34.1	32.5	28.4	25.9	20.9	18.8	14.4	13.8	8.8
94 2 A R				24.4	27.2	30.5	34.1	43.5	45.5	49.2	49.2	49.6	47.5	47.1	44.3	42.3	37.0	33.7	27.2	24.4	18.7	17.9	11.4
94 18 UC A				20.0	20.6	23.0	25.8	32.9	34.4	37.2	46.7	47.1	45.2	44.8	40.9	39.0	34.1	31.1	28.2	25.3	19.4	18.5	11.8
94 18 A R				20.0	18.7	20.9	23.4	29.8	31.2	33.7	43.7	44.1	42.2	41.9	44.2	42.2	36.9	33.7	34.6	31.0	23.8	22.7	14.5
94 18 A A				25.0	20.6	23.0	25.8	32.9	34.4	37.2	46.7	47.1	45.2	44.8	45.3	43.2	37.8	34.5	37.2	33.3	25.5	24.4	15.5
94 24 UC *		3.0		17.0																			
94 24 UC R		8.0		24.0																			
94 24 UC A		16.0		33.0																			
95 2 TC R				19.4	21.6	24.2	27.1	34.5	36.1	39.1	39.1	39.4	37.8	37.4	35.2	33.6	29.4	26.8	21.6	19.4	14.8	14.2	9.0
95 2 A R				22.5	25.1	28.1	31.5	40.1	42.0	45.3	45.3	45.7	43.8	43.5	40.9	39.0	34.1	31.1	25.1	22.5	17.2	16.5	10.5
95 25 UC R				17.0	19.0																		
95 25 UC A				30.2	33.8																		

Frequency	Age group																					
Product Source Year	12	13	14	15	16	17	18	19	20	21 - 24	25 - 29	30 - 34	35 - 39	40 - 44	45 - 49	50 - 54	55 - 59	60 - 64	65 - 69	70 - 74	75 - 79	80 - 84	85+
59 14 UC R														69.7	69.0	68.4	66.5						
59 15 UC R														58.2	57.6	57.1	55.5						
60 2 U R				26.8	33.7	41.3	49.4	55.3	61.1	59.3	60.5	61.7	62.8	63.4	62.8	62.2	60.5	58.8	54.7	49.4	44.8	43.6	43.6
61 2 U R				26.4	33.2	40.7	48.7	54.4	60.2	58.5	59.6	60.7	61.9	62.5	61.9	61.3	59.6	57.9	53.9	48.7	44.1	43.0	43.0
61 22 MC U				23.0	29.0	35.5	42.5	47.5	52.5														
61 22 TC U				23.0	29.0	35.5	42.5	47.5	52.5														
61 22 A U				25.6	32.2	39.5	47.2	52.8	58.4														
61 23 MC U				28.9	36.5	44.7	53.5	59.8	66.1														
61 23 TC U				29.7	37.5	45.8	54.9	61.3	67.8														
61 23 A U				31.4	39.5	48.4	57.9	64.8	71.6														
62 3 TC U				26.0	32.8	40.2	48.1	53.7	59.4	57.7	58.8	60.0	61.1	61.7	61.1	58.7	54.4	51.1	44.4	40.1	36.4	35.4	35.4
62 3 A U				27.3	34.4	42.1	50.4	56.4	62.3	60.5	61.7	62.9	64.1	64.7	64.1	62.0	58.2	54.5	48.3	43.7	39.6	38.5	38.5
63 2 U R				27.0	34.0	41.7	49.9	55.7	61.6	59.9	61.0	62.2	63.4	64.0	63.4	62.8	61.0	59.3	55.2	49.9	45.2	44.0	44.0
64 2 U R				26.1	32.9	40.3	48.3	54.0	59.6	57.9	59.1	60.2	61.3	61.9	61.3	60.8	59.1	57.4	53.4	48.3	43.7	42.6	42.6
65 2 U R				26.6	33.6	41.1	49.2	55.0	60.8	59.0	60.2	61.3	62.5	63.1	62.5	61.9	60.2	58.4	54.4	49.2	44.6	43.4	43.4
66 2 U R				24.7	31.2	38.2	45.7	51.1	56.4	54.8	55.9	57.0	58.1	58.6	58.1	57.5	55.9	54.3	50.5	45.7	41.4	40.3	40.3
66 17 A U		4.6	8.9	10.6	28.5	35.9	44.0	52.7	58.9	61.0	59.3	60.4	57.4	58.5	49.9	49.4	49.0	47.6	46.2	43.0	38.9	35.2	34.3	34.3
67 2 U R				23.3	29.4	36.0	43.0	48.1	53.2	51.7	52.7	53.7	54.7	55.2	54.7	54.2	52.7	51.1	47.6	43.0	39.0	38.0	38.0
67 18 UC U				24.2	30.6	37.4	44.8	50.0	56.1	54.5	55.6	51.8	52.8	56.3	55.8	51.0	49.6	46.9	43.6	37.1	33.6	32.7	32.7
68 2 U R				22.3	28.2	34.5	41.3	46.1	51.0	49.5	50.5	51.5	52.4	52.9	52.4	52.0	50.5	49.0	45.6	41.3	37.4	36.4	36.4
69 2 U R				22.3	28.1	34.4	41.2	46.1	50.9	49.5	50.4	51.4	52.4	52.9	52.4	51.9	50.4	49.0	45.6	41.2	37.3	36.4	36.4
70 2 U R				19.6	24.4	30.1	35.8	39.7	44.1	51.0	52.8	51.5	49.7	48.0	47.1	44.5	42.7	39.3	35.3	30.5	27.0	23.1	20.1
71 2 U R				20.1	25.0	30.7	36.5	40.6	45.0	52.1	53.9	52.6	50.8	49.0	48.1	45.5	43.7	40.1	36.1	31.2	27.6	23.6	20.5
71 4 UC U				23.6	29.4	36.2	43.0	47.7	53.0	59.5	50.4	40.0	33.7	54.2	43.8	40.5	38.9	35.7	32.2	27.8	24.6	21.0	18.3
71 17 A U				24.3	30.2	37.2	44.2	49.1	49.7	57.6	56.7	55.2	51.9	50.1	41.0	38.7	37.2	34.2	33.8	29.2	25.9	22.1	19.2
72 2 U R				20.5	25.5	31.4	37.3	41.4	45.9	53.2	55.0	53.7	51.8	50.0	49.1	46.4	44.6	40.9	36.8	31.8	28.2	24.1	20.9
72 11 A R				20.2	25.1	30.9	36.7	40.8	45.2	52.4	54.2	52.8	51.1	53.5	52.5	53.0	50.9	46.8	42.1	36.4	32.2	27.5	23.9
72 12 A R				18.2	22.7	27.9	33.2	36.8	40.9	47.4	49.0	47.8	46.1	51.4	50.5	52.0	49.9	45.9	41.3	35.7	31.6	27.0	23.4
73 1 A A				20.4	25.4	31.3	37.2	41.3	45.8	53.1	54.9	53.6	51.7	49.9	49.0	46.3	44.5	40.8	36.8	31.8	28.1	24.1	20.9
73 2 U R				19.5	24.3	30.0	35.6	39.5	43.8	50.8	52.5	51.2	49.5	47.8	46.9	44.3	42.5	39.1	35.2	30.4	26.9	23.0	20.0
73 8 UC R				20.4	25.4	31.3	37.2	41.3	45.8	53.1	54.9	53.6	51.7	49.9	49.0	46.3	44.5	40.8	36.8	31.8	28.1	24.1	20.9
73 9 TC R			18.0	26.3	39.0	40.3	44.0	48.8															
73 9 TC A			26.0	32.2	48.0	49.4	50.0	55.5															
74 1 A A				18.6	23.2	28.5	33.9	37.6	41.8	48.4	50.1	48.8	47.2	45.5	44.7	42.2	40.5	37.2	33.5	29.0	25.6	21.9	19.0
75 1 A A				18.6	23.1	28.5	33.9	37.6	41.7	48.3	50.0	48.8	47.1	45.5	44.6	42.1	40.5	37.2	33.5	28.9	25.6	21.9	19.0
75 2 U R				17.7	22.0	27.2	32.3	35.8	39.7	46.0	47.6	46.4	44.9	43.3	42.5	40.1	38.6	35.4	31.9	27.5	24.4	20.9	18.1
75 7 UC U				19.9	24.7	30.4	37.4	41.4	43.0	49.9	44.1	46.0	42.6	39.5	41.8	42.0	35.4	28.5	27.1	15.3	13.5	11.6	10.0
76 1 A A				17.7	22.0	27.1	32.2	35.8	39.7	46.0	47.6	46.4	44.8	43.3	42.5	40.1	38.5	35.4	31.9	27.5	24.4	20.8	18.1
76 2 U R				15.0	18.7	23.1	27.4	30.4	33.8	39.1	40.4	39.4	38.1	36.8	36.1	34.1	32.8	30.1	27.1	23.4	20.7	17.7	15.4
76 2 U A				17.7	22.0	27.1	32.2	35.8	39.7	46.0	47.6	46.4	44.8	43.3	42.5	40.1	38.5	35.4	31.9	27.5	24.4	20.8	18.1
76 20 U U				18.6	23.2	28.5	33.9	37.6	41.8	48.4	43.5	42.4	40.7	39.3	42.1	39.8	35.4	32.5	29.4	25.4	22.5	19.2	16.7
77 1 A A				17.7	22.0	27.1	32.2	35.8	39.7	46.0	47.6	46.4	44.8	43.2	42.5	40.1	38.5	35.4	31.8	27.5	24.4	20.8	18.1
77 2 U R				17.7	22.0	27.1	32.2	35.8	39.7	46.0	47.6	46.4	44.8	43.2	42.5	40.1	38.5	35.4	31.8	27.5	24.4	20.8	18.1
77 2 U A				19.9	24.8	30.5	36.3	40.3	44.7	51.8	53.5	52.2	50.4	48.7	47.8	45.1	43.3	39.8	35.8	31.0	27.4	23.4	20.3
77 9 TC R			11.0	21.4	30.0	32.8	41.0	45.5															
77 11 A R				17.4	21.7	26.7	31.8	35.2	39.1	45.3	46.9	45.7	44.1	44.4	43.6	44.8	43.0	39.5	35.6	30.7	27.2	23.3	20.2
77 12 A R				17.8	22.2	27.3	32.5	36.0	40.0	46.3	47.9	46.7	45.1	43.4	42.6	45.8	44.0	40.4	36.4	31.4	27.8	23.8	20.7
78 1 A A				16.4	20.4	25.1	29.8	33.1	36.7	42.6	44.0	42.9	41.5	40.0	39.3	37.1	35.6	32.7	29.5	25.5	22.6	19.3	16.7
78 5 UC U		8.3	9.6	12.4	15.4	19.0	31.0	34.4	38.2	44.3	47.7	33.2	35.6	27.4	27.8	28.7	30.4	25.6	24.8	27.1	3.1	16.2	15.0
78 6 MC R				15.7	19.5	24.0	28.6	31.7	35.2	40.7	39.9	38.9	30.6	29.6	29.2	27.6	26.7	24.5	17.0	14.7	13.0	11.1	9.7
78 6 A R				16.1	20.0	24.7	29.4	32.6	36.2	41.9	43.6	42.5	34.6	33.4	34.4	32.5	34.0	31.2	22.7	19.6	17.4	14.9	12.9
78 6 A A				20.8	25.9	31.9	37.9	42.0	46.6	54.0	50.7	49.5	40.1	38.7	39.9	37.7	36.7	33.7	28.4	24.5	21.7	18.6	16.1
79 1 A A				17.7	22.0	27.1	32.3	35.8	39.7	46.0	47.6	46.4	44.8	43.3	42.5	40.1	38.6	35.4	31.9	27.5	24.4	20.8	18.1
79 6 MC R				17.7	22.0	27.1	32.2	35.7	39.7	45.9	37.2	36.3	30.6	29.5	26.8	25.3	23.2	21.3	17.1	14.8	13.1	11.2	9.7
79 6 A R				18.4	22.9	28.2	33.5	37.2	41.3	47.9	40.5	39.5	36.4	35.1	32.5	30.7	31.0	28.5	22.8	19.7	17.4	14.9	12.9
79 6 A A				22.5	28.1	34.6	41.1	45.6	50.6	58.6	49.5	48.3	41.6	40.1	35.9	33.9	32.7	30.0	28.5	24.6	21.8	18.6	16.2
79 9 TC R			9.0	17.8	25.0	27.2	34.0	37.7															
79 10 A R				13.2	16.4	20.2	24.0	26.7	29.6	34.3	38.8	37.8	36.5	35.2	40.2	37.9	36.4	33.5	22.8	19.7	17.4	14.9	12.9

Frequency	Age group																					
Product Source Year	12	13	14	15	16	17	18	19	20	21 - 24	25 - 29	30 - 34	35 - 39	40 - 44	45 - 49	50 - 54	55 - 59	60 - 64	65 - 69	70 - 74	75 - 79	80 - 84	85+
80 1 A A				17.3	21.5	26.5	31.5	34.9	38.7	44.9	46.4	45.3	43.7	42.2	41.4	39.1	37.6	34.5	31.1	26.9	23.8	20.3	17.6
80 6 MC R				13.7	17.1	21.1	25.1	27.8	30.9	35.7	41.7	40.6	32.7	31.6	27.1	25.6	25.1	23.0	17.2	14.8	13.1	11.2	9.7
80 6 A R				14.5	18.0	22.2	26.4	29.3	32.5	37.7	44.4	43.3	37.8	36.5	33.2	31.4	28.9	26.6	22.9	19.8	17.5	15.0	13.0
80 6 A A				18.5	23.1	28.4	33.8	37.5	41.6	48.2	52.6	51.3	41.7	40.2	35.8	33.8	31.4	28.8	28.6	24.7	21.9	18.7	16.2
80 10 A R				15.1	18.8	23.2	27.6	30.6	34.0	39.3	43.0	42.0	40.5	39.1	36.9	34.8	33.4	30.7	22.9	19.8	17.5	15.0	13.0
80 19 U R	1.0	10.4	12.2	11.0	19.5	24.0	37.0	41.1															
80 19 U A	10.0	21.3	24.9	33.0	39.9	49.1	58.0	64.4															
81 6 MC R				14.1	17.6	21.6	25.7	28.5	31.7	36.7	39.8	38.9	36.3	35.0	25.1	23.7	23.3	21.4	17.2	14.9	13.2	11.3	9.8
81 6 A R				14.5	18.1	22.3	26.5	29.4	32.6	37.8	42.7	41.6	40.7	39.2	32.7	30.9	31.4	28.8	28.7	24.8	22.0	18.8	16.3
81 6 A A				20.0	24.9	30.7	36.5	40.5	44.9	52.1	48.7	47.5	45.0	43.4	36.8	34.8	34.2	31.4	28.7	24.8	22.0	18.8	16.3
81 9 TC R			15.0	21.1	30.0	32.4	36.0	40.0															
81 10 A R				14.5	18.1	22.3	26.5	29.4	32.6	37.8	43.9	42.8	41.4	39.9	38.0	35.9	34.4	31.6	23.0	19.8	17.6	15.0	13.0
82 6 MC R				12.1	15.0	18.5	22.0	24.4	27.1	31.4	39.4	38.4	28.5	27.5	26.3	24.9	18.9	17.4	17.3	14.9	13.2	11.3	9.8
82 6 A R				12.4	15.4	19.0	22.6	25.0	27.8	32.2	41.7	40.7	32.9	31.8	31.9	30.1	24.7	22.7	23.1	19.9	17.7	15.1	13.1
82 6 A A				17.7	22.0	27.1	32.3	35.8	39.7	46.0	48.6	47.4	38.3	37.0	34.7	32.7	28.2	25.9	28.8	24.9	22.1	18.9	16.4
82 10 A R				12.9	16.1	19.8	23.5	26.1	29.0	33.6	39.3	38.4	37.1	35.8	34.5	32.6	31.3	28.8	23.1	19.9	17.7	15.1	13.1
82 11 UC R				12.8	16.0	19.7	23.4	26.0	28.8	33.4	34.5	33.7	29.1	28.0	32.6	30.8	28.4	26.1	23.5	20.3	18.0	15.4	13.3
82 11 A A				17.7	22.0	27.1	32.2	35.7	39.7	45.9	47.5	46.3	37.5	36.2	40.3	38.1	35.0	32.2	29.0	25.0	22.2	19.0	16.4
82 11* A R				16.3	20.2	24.9	29.6	32.9	36.5	42.3	43.7	42.7	41.2	39.3	38.6	34.6	33.3	30.6	27.5	23.8	21.1	18.0	15.6
82 12 UC R				14.2	17.7	21.8	25.9	28.7	31.9	36.9	38.2	37.2	34.8	33.6	35.8	33.8	29.5	27.1	24.4	21.1	18.7	16.0	13.9
82 12 A A				19.5	24.2	29.9	35.5	39.4	43.7	50.6	52.4	51.1	45.6	44.0	44.4	42.0	42.7	39.2	35.3	30.5	27.0	23.1	20.0
82 12* A R				19.0	23.6	29.1	34.6	38.4	42.6	49.4	51.0	49.8	48.1	43.4	42.6	41.8	40.1	36.9	33.2	28.7	25.4	21.7	18.8
82 13 UC R				15.8	19.7	24.3	28.8	32.0	35.5	41.1	42.6	41.5	32.9	31.8	27.6	26.0	33.0	30.3	27.2	23.5	20.9	17.8	15.5
82 13 A A				20.2	25.2	31.0	36.9	40.9	45.4	52.6	54.4	53.1	44.8	43.2	34.5	32.6	38.2	35.0	31.5	27.3	24.1	20.6	17.9
82 13* A R				16.0	19.9	24.5	29.1	32.3	35.9	41.6	43.0	41.9	40.5	39.1	38.4	36.3	34.8	32.0	28.8	24.9	22.0	18.8	16.4
83 6 MC R				10.3	12.9	15.8	18.8	20.9	23.2	26.9	37.2	36.3	28.8	27.8	27.2	25.7	22.5	20.7	17.4	15.0	13.3	11.4	9.9
83 6 A R				11.0	13.7	16.8	20.0	22.2	24.6	28.5	39.8	38.8	33.0	31.8	32.4	30.6	27.9	25.6	23.2	20.0	17.7	15.2	13.1
83 6 A A				16.7	20.8	25.6	30.5	33.8	37.5	43.5	48.1	46.9	41.9	40.4	35.7	33.7	29.1	26.8	28.9	25.0	22.2	18.9	16.4
83 9 TC R			15.0	19.8	27.0	30.3	34.0	37.7															
83 10 A R				13.8	17.2	21.2	25.2	28.0	31.0	35.9	38.6	37.7	36.4	35.1	30.8	29.1	27.9	25.7	23.2	20.0	17.7	15.2	13.1
83 21 U R		16.6		30.1																			
84 6 MC R				13.2	16.5	20.3	24.1	26.8	29.7	34.4	38.6	37.6	34.1	32.9	26.9	25.4	25.1	23.0	17.4	15.1	13.3	11.4	9.9
84 6 A R				13.6	17.0	20.9	24.8	27.6	30.6	35.4	41.9	40.9	37.3	36.0	30.6	28.9	30.5	28.0	23.3	20.1	17.8	15.2	13.2
84 6 A A				17.7	22.0	27.1	32.2	35.7	39.6	45.9	51.5	50.2	43.0	41.5	34.5	32.6	34.4	31.6	29.1	25.1	22.2	19.0	16.5
84 10 A R				15.6	19.5	24.0	28.5	31.6	35.1	40.7	37.0	36.1	34.9	33.6	32.8	31.0	29.8	27.4	23.3	20.1	17.8	15.2	13.2
85 6 MC R				10.8	13.4	16.5	19.6	21.8	32.1	37.2	36.3	37.6	35.3	28.0	27.9	18.4	25.4	22.9	17.5	15.1	13.4	11.4	9.9
85 6 A R				11.2	13.9	17.1	20.3	22.6	32.1	37.2	37.7	39.6	38.6	31.4	30.5	23.7	32.8	24.8	23.3	20.2	17.8	15.3	13.2
85 6 A A				19.7	24.6	30.3	36.0	39.9	40.6	47.1	48.1	49.0	42.6	38.5	36.6	25.2	36.7	28.1	29.1	25.2	22.3	19.1	16.6
85 9 TC R			13.0	19.1	28.0	29.2	32.0	35.5															
85 10 MC R				14.4	17.9	22.1	26.3	29.2	32.4	37.5	35.8	34.9	33.7	32.5	29.4	27.8	26.7	24.5	17.5	15.1	13.4	11.4	9.9
85 10 A R				14.7	18.2	22.5	26.7	29.6	32.9	38.1	39.9	38.9	37.5	36.2	36.9	34.8	33.5	30.7	23.3	20.2	17.8	15.3	13.2
85 10 A A				20.9	26.0	32.1	38.1	42.3	46.9	54.4	49.8	48.5	46.9	45.2	40.3	38.1	36.6	33.6	29.1	25.2	22.3	19.1	16.6
86 6 MC R				14.4	17.9	22.0	26.2	29.1	32.3	37.4	38.8	37.9	34.1	32.9	26.5	25.0	22.4	20.6	17.5	15.1	13.4	11.4	9.9
86 6 A R				14.5	18.0	22.2	26.4	29.3	32.5	37.6	40.7	39.7	37.5	36.2	28.6	27.1	26.2	24.0	23.3	20.2	17.9	15.3	13.2
86 6 A A				20.2	25.2	31.0	36.8	40.9	45.4	52.6	50.0	48.8	43.6	42.0	33.4	31.5	28.9	26.5	29.2	25.2	22.3	19.1	16.6
86 21 U *		8.7		29.4																			
86 21 U R		12.9		35.6																			
86 21 U A		18.8		41.8																			
87 6 A R				13.6	16.9	20.8	24.8	27.5	30.5	35.3	39.0	38.0	39.5	38.1	31.5	29.8	27.6	25.4	23.4	20.2	17.9	15.3	13.3
87 6 A A				20.1	25.1	30.9	36.7	40.7	45.2	52.4	46.9	45.7	45.3	43.7	33.8	31.9	30.2	27.8	29.2	25.2	22.3	19.1	16.6
87 9 TC R			14.0	21.9	33.0	33.5	37.0	41.1															
87 10 A R				13.4	16.7	20.6	24.5	27.2	30.2	35.0	39.7	38.7	37.4	36.1	33.7	31.9	30.6	28.1	23.4	20.2	17.9	15.3	13.3
87 11 A R				14.8	18.4	22.7	26.9	29.9	33.2	38.4	39.7	38.7	37.4	36.1	35.5	33.5	32.2	29.5	26.6	23.0	20.4	17.4	15.1
87 12 A R				16.8	20.9	25.8	30.7	34.0	37.8	43.7	45.2	44.1	42.6	41.1	40.4	38.1	36.6	33.6	30.3	26.2	23.2	19.8	17.2
87 13 A R				15.6	19.4	23.9	28.4	31.5	35.0	40.5	41.9	40.9	39.5	38.1	37.4	35.3	34.0	31.2	28.1	24.3	21.5	18.4	15.9
88 6 A R				15.0	18.7	23.0	27.3	30.3	33.7	39.0	37.6	36.6	40.6	39.2	29.7	28.0	27.9	25.6	23.4	20.2	17.9	15.3	13.3
88 6 A A				20.3	25.2	31.1	36.9	41.0	45.5	52.7	47.3	46.1	46.4	44.8	34.9	33.0	30.9	28.4	29.2	25.2	22.3	19.1	16.6
88 10 A R				14.4	17.9	22.1	26.3	29.1	32.4	37.5	41.1	40.1	38.7	37.4	34.3	32.4	31.1	28.6	23.4	20.2	17.9	15.3	13.3

Frequency	Age group																					
Product Source Year	12	13	14	15	16	17	18	19	20	21 - 24	25 - 29	30 - 34	35 - 39	40 - 44	45 - 49	50 - 54	55 - 59	60 - 64	65 - 69	70 - 74	75 - 79	80 - 84	85+
89 6 A R				14.5	18.0	22.2	26.3	29.2	32.5	37.6	37.9	36.9	39.5	38.1	31.8	30.1	27.6	25.3	23.3	20.2	17.9	15.3	13.3
89 6 A A				18.6	23.1	28.5	33.8	37.5	41.7	48.3	47.1	45.9	45.5	43.9	38.0	35.9	29.3	27.0	29.2	25.2	22.3	19.1	16.6
89 9 TC R			16.0	23.4	36.0	35.8	38.0	42.2															
89 10 A R				16.0	19.9	24.5	29.1	32.3	35.8	41.5	40.3	39.3	38.0	36.6	30.2	28.5	27.4	25.2	23.3	20.2	17.9	15.3	13.3
90 6 A R				15.4	17.5	19.9	22.3	27.8	31.1	35.3	32.7	33.5	38.4	37.1	31.5	29.2	31.9	27.8	20.4	17.4	14.6	11.9	10.2
90 6 A A				20.2	23.0	26.2	29.3	36.5	40.9	46.4	41.1	42.1	45.4	43.9	37.5	34.8	33.0	28.7	24.0	20.4	17.2	13.9	12.0
90 10 A R				20.7	23.6	26.8	30.1	37.4	41.9	47.5	41.8	42.9	41.8	40.4	29.8	27.7	25.0	21.8	20.4	17.4	14.6	11.9	10.2
90 21 UC R		17.0		33.0																			
90 21 UC A		22.0		37.0																			
91 6 A R				14.8	16.8	19.1	21.4	26.6	29.8	33.9	38.3	39.3	38.3	37.0	36.2	33.6	26.3	22.9	20.4	17.4	14.6	11.8	10.2
91 6 A A				21.6	24.5	27.9	31.3	38.9	43.5	49.5	45.4	46.6	44.9	43.4	40.6	37.7	29.4	25.6	24.0	20.4	17.2	13.9	12.0
91 9 TC R			14.0	23.5	32.0	30.4	36.0	44.8															
92 6 A R				16.7	19.0	21.6	24.2	30.1	33.7	38.3	36.5	37.5	36.5	35.3	35.8	33.3	26.2	22.8	20.4	17.3	14.6	11.8	10.2
92 6 A A				24.0	27.3	31.0	34.8	43.3	48.5	55.0	44.6	45.8	42.7	41.3	42.0	39.0	29.1	25.4	24.0	20.4	17.2	13.9	12.0
92 11 A R				14.4	16.4	18.6	20.9	26.0	29.1	33.0	34.2	35.0	34.2	33.0	31.3	29.1	26.3	22.9	20.9	17.8	15.0	12.1	10.4
92 12 A R				16.6	18.9	21.5	24.2	30.0	33.6	38.2	39.5	40.5	39.5	38.2	36.2	33.6	30.4	26.4	24.2	20.6	17.3	14.0	12.1
92 13 A R				17.5	20.0	22.7	25.5	31.7	35.4	40.3	41.6	42.7	41.6	40.3	38.2	35.4	32.0	27.9	25.5	21.7	18.2	14.8	12.7
93 6 A R				15.0	17.0	19.4	21.7	27.0	30.3	34.4	32.0	32.8	36.8	35.6	32.3	29.9	23.2	20.2	20.4	17.3	14.6	11.8	10.2
93 6 A A				19.3	22.0	25.0	28.0	34.8	39.0	44.3	43.3	44.3	45.9	44.4	37.0	34.3	25.9	22.6	23.9	20.4	17.1	13.9	12.0
93 9 TC R			15.0	22.7	29.0	29.4	35.0	43.5															
94 6 A R				14.6	16.6	18.8	21.1	26.3	29.4	33.4	28.6	29.3	30.4	29.4	26.7	24.8	25.8	22.4	20.3	17.3	14.6	11.8	10.2
94 6 A A				18.5	21.0	23.9	26.8	33.4	37.4	42.5	36.4	37.3	39.8	38.5	31.8	29.5	27.8	24.2	23.9	20.4	17.1	13.9	12.0
94 21 UC R		15.0		30.0																			
94 21 UC *				25.0																			
95 6 A R				13.0	14.8	16.8	18.8	23.4	26.2	29.8	34.5	35.3	37.0	35.8	29.4	27.3	23.4	20.4	20.3	17.3	14.6	11.8	10.2
95 6 A A				19.9	22.7	25.8	28.9	35.9	40.2	45.7	42.8	43.9	44.5	43.0	32.9	30.5	28.0	24.4	23.9	20.4	17.1	13.9	12.0
95 9 TC R			14.0	23.0	30.0	29.8	36.0	44.8															
95 16 UC R				22.5	25.5																		
95 16 UC A				33.7	38.3																		

Frequency	Age group																					
Product Source Year	12	13	14	15	16	17	18	19	20	21 - 24	25 - 29	30 - 34	35 - 39	40 - 44	45 - 49	50 - 54	55 - 59	60 - 64	65 - 69	70 - 74	75 - 79	80 - 84	85+
59 14 UC R																							
59 15 UC R																							
60 2 U R				9.4	12.0	14.9	17.9	19.7	23.6	23.2	20.7	19.3	17.3	14.6	12.8	10.5	9.0	7.0	5.7	4.3	3.2	2.8	2.8
61 2 U R				8.1	10.3	12.8	15.4	17.0	20.3	19.9	17.8	16.6	14.8	12.6	11.0	9.0	7.7	6.1	4.9	3.7	2.7	2.4	2.4
61 22 MC U																							
61 22 TC U																							
61 22 A U																							
61 23 MC U																							
61 23 TC U																							
61 23 A U																							
62 3 TC U																							
62 3 A U																							
63 2 U R				8.8	11.2	14.0	16.8	18.5	22.1	21.7	19.4	18.1	16.2	13.7	12.0	9.8	8.4	6.6	5.3	4.0	3.0	2.6	2.6
64 2 U R				10.8	13.9	17.2	20.7	22.8	27.3	26.8	23.9	22.3	19.9	16.9	14.8	12.1	10.4	8.1	6.5	4.9	3.7	3.2	3.2
65 2 U R				9.5	12.2	15.1	18.2	20.0	23.9	23.5	21.0	19.6	17.5	14.8	13.0	10.6	9.1	7.1	5.7	4.3	3.2	2.8	2.8
66 2 U R				10.2	13.0	16.2	19.5	21.4	25.6	25.1	22.5	21.0	18.7	15.9	13.9	11.4	9.7	7.6	6.1	4.6	3.4	3.0	3.0
66 17 A U	0.0	0.0	0.0	5.1	6.5	8.1	9.7	10.7	25.6	25.2	22.5	17.0	15.1	14.9	13.1	10.7	9.1	7.2	5.8	4.4	3.2	2.8	2.8
67 2 U R				10.2	13.0	16.1	19.4	21.4	25.5	25.1	22.4	20.9	18.7	15.8	13.9	11.3	9.7	7.6	6.1	4.6	3.4	3.0	3.0
67 18 UC U				11.7	15.0	18.6	22.4	24.7	27.1	26.6	23.8	16.4	14.7	16.5	14.5	10.1	8.7	4.2	3.3	2.7	2.0	1.8	1.8
68 2 U R				12.8	16.4	20.4	24.5	27.0	32.3	31.7	28.3	26.4	23.6	20.0	17.5	14.3	12.3	9.6	7.7	5.8	4.3	3.8	3.8
69 2 U R				11.5	14.7	18.2	22.0	24.1	28.9	28.4	25.3	23.6	21.1	17.9	15.7	12.8	11.0	8.6	6.9	5.2	3.9	3.4	3.4
70 2 U R				10.8	13.9	17.2	20.7	22.8	27.2	26.8	23.9	22.3	19.9	16.9	14.8	12.1	10.4	8.1	6.5	4.9	3.7	3.2	3.2
71 2 U R				12.2	15.6	19.4	23.3	25.7	30.7	30.1	26.9	25.1	22.4	19.0	16.7	13.6	11.7	9.2	7.4	5.6	4.1	3.6	3.6
71 4 UC U				13.9	17.8	22.1	26.6	29.3	35.0	29.4	29.7	15.9	23.8	17.5	20.4	12.2	10.4	8.2	6.6	5.0	3.7	3.2	3.2
71 17 A U				19.0	24.3	30.2	36.4	40.0	42.6	41.9	29.9	27.9	21.7	18.4	15.5	12.7	10.9	8.5	3.8	2.9	2.2	1.9	1.9
72 2 U R				12.9	16.5	20.5	24.6	27.1	32.4	31.8	28.4	26.5	23.7	20.1	17.6	14.4	12.3	9.7	7.8	5.9	4.4	3.8	3.8
72 11 A R				6.1	7.9	9.8	11.7	12.9	15.4	15.2	13.5	12.6	11.3	11.7	10.3	7.5	6.4	5.1	4.1	3.1	2.3	2.0	2.0
72 12 A R				7.2	9.2	11.4	13.7	15.1	18.0	17.7	15.8	14.8	13.2	11.7	10.3	9.7	8.3	6.5	5.2	4.0	2.9	2.6	2.6
73 1 A A				14.9	19.1	23.7	28.5	31.4	37.5	36.9	32.9	30.7	27.4	23.3	20.4	16.7	14.3	11.2	9.0	6.8	5.0	4.4	4.4
73 2 U R				13.6	17.4	21.5	25.9	28.5	34.1	33.5	29.9	27.9	24.9	21.1	18.5	15.2	13.0	10.2	8.2	6.2	4.6	4.0	4.0
73 8 UC R				14.2	18.2	22.6	27.2	29.9	35.8	35.2	31.4	29.3	26.2	22.2	19.5	15.9	13.6	10.7	8.6	6.5	4.8	4.2	4.2
73 9 TC R			21.0	23.4	32.0	37.1	40.0	44.0															
73 9 TC A			33.0	32.9	47.0	52.2	51.0	56.1															
74 1 A A				13.6	17.4	21.6	25.9	28.5	34.1	33.5	29.9	27.9	24.9	21.2	18.6	15.2	13.0	10.2	8.2	6.2	4.6	4.0	4.0
75 1 A A				15.0	19.1	23.7	28.6	31.4	37.6	36.9	33.0	30.8	27.5	23.3	20.5	16.7	14.3	11.2	9.0	6.8	5.1	4.4	4.4
75 2 U R				11.6	14.8	18.4	22.1	24.3	29.1	28.5	25.5	23.8	21.2	18.0	15.8	12.9	11.0	8.7	7.0	5.3	3.9	3.4	3.4
75 7 UC U				15.5	19.8	24.6	36.3	39.9	36.6	36.0	29.7	24.3	19.0	13.8	11.7	13.6	9.4	6.7	4.6	2.5	1.9	1.6	1.6
76 1 A A				13.6	17.4	21.7	26.1	28.7	34.3	33.7	30.1	28.1	25.1	21.2	18.6	15.2	13.0	10.2	8.2	6.2	4.6	4.0	4.0
76 2 U R				11.6	14.8	18.4	22.2	24.4	29.1	28.6	25.6	23.9	21.3	18.1	15.8	13.0	11.1	8.7	7.0	5.3	3.9	3.4	3.4
76 2 U A				15.7	20.1	24.9	30.0	33.0	39.4	38.7	34.6	32.3	28.8	24.4	21.4	17.5	15.0	11.8	9.5	7.1	5.3	4.6	4.6
76 20 U U				12.3	15.7	19.5	23.4	25.8	30.8	30.3	28.8	26.9	17.3	14.6	14.3	11.7	10.1	7.9	3.9	2.9	2.2	1.9	1.9
77 1 A A				13.0	16.6	20.6	24.8	27.3	32.7	32.1	28.7	26.8	23.9	20.3	17.8	14.5	12.4	9.7	7.8	5.9	4.4	3.8	3.8
77 2 U R				11.6	14.9	18.5	22.2	24.5	29.2	28.7	25.6	23.9	21.4	18.1	15.9	13.0	11.1	8.7	7.0	5.3	3.9	3.4	3.4
77 2 U A				15.0	19.3	23.9	28.8	31.6	37.8	37.2	33.2	31.0	27.7	23.5	20.6	16.8	14.4	11.3	9.1	6.9	5.1	4.4	4.4
77 9 TC R			15.0	18.6	27.0	29.6	32.0	35.2															
77 11 A R				7.1	9.1	11.4	13.7	15.0	18.0	17.7	15.8	14.7	13.1	9.6	8.4	7.5	6.4	5.0	4.1	3.1	2.3	2.0	2.0
77 12 A R				9.7	12.4	15.4	18.5	20.4	24.4	24.0	21.4	20.0	17.8	9.6	8.4	8.6	7.4	5.8	4.6	3.5	2.6	2.3	2.3
78 1 A A				13.0	16.7	20.7	24.9	27.4	32.8	32.2	28.8	26.9	24.0	20.3	17.8	14.6	12.5	9.8	7.9	5.9	4.4	3.8	3.8
78 5 UC U		11.8	14.2	18.2	23.3	29.0	25.7	28.3	33.9	33.3	28.2	22.6	14.1	18.4	13.6	13.7	10.7	4.7	6.5	3.7	2.8	0.0	1.0
78 6 MC R				10.5	13.4	16.6	20.0	22.0	26.3	25.9	23.4	21.8	16.8	14.3	12.2	10.0	7.8	6.1	3.9	3.0	2.2	1.9	1.9
78 6 A R				11.2	14.3	17.7	21.3	23.5	28.1	27.6	23.7	22.1	17.3	14.6	12.6	10.3	9.3	7.3	3.9	3.0	2.2	1.9	1.9
78 6 A A				18.0	23.1	28.6	34.5	37.9	45.4	44.6	31.9	29.8	23.6	20.0	15.0	12.2	10.2	8.0	5.2	3.9	2.9	2.5	2.5
79 1 A A				13.1	16.8	20.8	25.0	27.5	32.9	32.3	28.9	27.0	24.1	20.4	17.9	14.6	12.5	9.8	7.9	6.0	4.4	3.9	3.9
79 6 MC R				13.0	16.7	20.7	24.9	27.4	32.8	32.2	25.2	23.5	18.7	15.8	12.9	10.5	8.1	6.4	3.9	3.0	2.2	1.9	1.9
79 6 A R				13.9	17.8	22.1	26.5	29.2	34.9	34.3	25.9	24.2	19.0	16.1	13.8	11.3	8.4	6.6	3.9	3.0	2.2	1.9	1.9
79 6 A A				19.1	24.4	30.3	36.4	40.1	47.9	47.1	32.4	30.2	24.5	20.8	16.4	13.4	8.9	7.0	5.3	4.0	2.9	2.6	2.6
79 9 TC R			9.0	15.2	25.0	24.1	26.0	28.6															
79 10 A R				10.5	13.4	16.7	20.1	22.1	26.4	25.9	20.4	19.1	17.0	14.4	12.6	10.3	8.8	6.9	3.9	3.0	2.2	1.9	1.9

Frequency	Age group																					
Product Source Year	12	13	14	15	16	17	18	19	20	21 - 24	25 - 29	30 - 34	35 - 39	40 - 44	45 - 49	50 - 54	55 - 59	60 - 64	65 - 69	70 - 74	75 - 79	80 - 84	85+
80 1 A A				14.5	18.6	23.1	27.8	30.5	36.5	35.9	32.0	29.9	26.7	22.6	19.9	16.2	13.9	10.9	8.8	6.6	4.9	4.3	4.3
80 6 MC R				10.0	12.7	15.8	19.0	20.9	25.0	24.6	25.7	24.0	17.1	14.5	13.7	11.2	7.4	5.8	6.6	5.0	3.7	3.2	3.2
80 6 A R				10.5	13.4	16.7	20.1	22.1	26.4	25.9	25.9	24.2	17.5	14.8	13.7	11.2	7.7	6.0	6.6	5.0	3.7	3.2	3.2
80 6 A A				16.7	21.4	26.5	32.0	35.1	42.0	41.3	33.7	31.4	22.4	19.0	14.2	11.6	8.5	6.7	7.9	6.0	4.5	3.9	3.9
80 10 A R				9.2	11.7	14.6	17.5	19.3	23.1	22.7	19.4	18.1	16.2	13.7	14.7	12.0	10.2	8.0	6.6	5.0	3.7	3.2	3.2
80 19 U R	0.0	6.7	8.0	10.0	13.2	16.3	23.0	25.3															
80 19 U A	4.0	18.1	21.8	37.0	35.8	44.4	49.0	53.9															
81 6 MC R				10.5	13.4	16.6	20.0	22.0	26.3	25.8	28.2	26.3	19.3	16.3	15.0	12.3	8.1	6.4	6.7	5.0	3.7	3.3	3.3
81 6 A R				11.7	15.0	18.6	22.3	24.6	29.4	28.9	29.1	27.2	19.6	16.6	15.4	12.5	8.7	6.8	6.7	5.0	3.7	3.3	3.3
81 6 A A				16.7	21.4	26.6	32.0	35.2	42.0	41.3	34.8	32.5	24.3	20.6	18.1	14.8	9.7	7.6	8.0	6.0	4.5	3.9	3.9
81 9 TC R			12.0	15.9	25.0	25.2	26.0	28.6															
81 10 A R				10.0	12.7	15.8	19.0	21.0	25.1	24.6	22.0	20.5	18.3	15.5	15.7	12.9	11.0	8.6	6.7	5.0	3.7	3.3	3.3
82 6 MC R				10.2	13.0	16.1	19.4	21.4	25.6	25.1	20.9	19.5	20.6	17.5	9.3	7.6	8.6	6.7	6.7	5.1	3.8	3.3	3.3
82 6 A R				10.3	13.2	16.4	19.7	21.7	25.9	25.5	22.5	21.0	20.9	17.8	10.0	8.2	9.1	7.2	6.7	5.1	3.8	3.3	3.3
82 6 A A				14.6	18.7	23.2	27.9	30.7	36.7	36.1	32.8	30.6	23.5	19.9	12.1	9.9	10.1	8.0	8.1	6.1	4.5	3.9	3.9
82 10 A R				9.4	12.1	15.0	18.0	19.8	23.7	23.3	23.4	21.8	19.5	16.5	13.7	11.2	9.6	7.5	6.7	5.1	3.8	3.3	3.3
82 11 UC R				9.7	12.4	15.4	18.5	20.3	24.3	23.9	21.3	19.9	11.6	9.8	8.5	6.9	5.7	4.5	3.6	2.7	2.0	1.7	1.7
82 11 A A				13.1	16.8	20.9	25.1	27.6	33.1	32.5	29.0	27.1	21.4	18.1	13.4	10.9	8.9	7.0	5.6	4.3	3.2	2.7	2.7
82 11* A R				13.3	17.0	21.1	25.4	27.9	33.4	32.8	29.3	27.4	24.4	15.9	14.0	11.9	10.1	8.0	6.4	4.8	3.6	3.1	3.1
82 12 UC R				10.0	12.9	16.0	19.2	21.1	25.3	24.8	22.2	20.7	12.7	10.7	11.9	9.7	5.3	4.2	3.4	2.6	1.9	1.6	1.6
82 12 A A				16.1	20.5	25.5	30.7	33.8	40.4	39.7	35.4	33.1	18.5	15.7	17.7	14.4	8.5	6.6	5.3	4.0	3.0	2.6	2.6
82 12* A R				13.3	17.0	21.1	25.4	27.9	33.4	32.8	29.3	27.4	24.4	17.0	14.9	12.9	11.1	8.7	7.0	5.3	3.9	3.4	3.4
82 13 UC R				12.2	15.6	19.3	23.2	25.6	30.6	30.0	26.8	25.0	23.4	19.9	14.5	11.8	13.0	10.2	8.2	6.2	4.6	4.0	4.0
82 13 A A				18.6	23.8	29.5	35.5	39.1	46.8	45.9	41.0	38.3	30.3	25.7	19.1	15.6	16.7	13.1	10.5	8.0	5.9	5.1	5.1
82 13* A R				14.3	18.3	22.7	27.3	30.1	36.0	35.3	31.5	29.4	26.3	22.3	19.6	16.0	13.7	10.7	8.6	6.5	4.8	4.2	4.2
83 6 MC R				10.5	13.4	16.7	20.0	22.1	26.4	25.9	28.1	26.2	22.1	18.8	10.9	8.9	9.8	7.7	6.8	5.1	3.8	3.3	3.3
83 6 A R				10.6	13.6	16.9	20.3	22.4	26.7	26.3	29.2	27.3	22.1	18.8	11.2	9.2	10.4	8.1	6.8	5.1	3.8	3.3	3.3
83 6 A A				16.7	21.4	26.5	31.9	35.1	42.0	41.2	38.6	36.1	26.7	22.7	15.4	12.6	12.2	9.5	8.1	6.1	4.6	4.0	4.0
83 9 TC R			13.0	15.3	23.0	24.3	25.0	27.5															
83 10 A R				8.8	11.3	14.0	16.8	18.5	22.2	21.8	23.9	22.3	19.9	16.9	14.3	11.7	10.0	7.9	6.8	5.1	3.8	3.3	3.3
83 21 U R		11.1		25.4																			
84 6 MC R				8.6	11.0	13.7	16.5	18.2	21.7	21.3	27.3	25.5	21.2	18.0	12.4	10.1	7.2	5.6	6.8	5.2	3.8	3.3	3.3
84 6 A R				8.8	11.2	14.0	16.8	18.5	22.1	21.7	27.3	25.5	22.0	18.6	13.4	11.0	7.5	5.9	6.8	5.2	3.8	3.3	3.3
84 6 A A				15.6	19.9	24.7	29.7	32.7	39.1	38.4	34.6	32.3	26.3	22.3	16.3	13.3	9.4	7.4	8.2	6.2	4.6	4.0	4.0
84 10 A R				9.6	12.2	15.2	18.3	20.1	24.1	23.6	17.8	16.6	14.8	12.6	13.3	10.9	9.3	7.3	6.8	5.2	3.8	3.3	3.3
85 6 MC R				7.0	8.9	11.1	13.3	14.7	20.6	20.2	21.9	19.2	15.6	14.9	8.0	10.9	4.7	8.2	6.9	5.2	3.8	3.3	3.3
85 6 A R				7.0	8.9	11.1	13.3	14.7	21.7	21.3	21.9	19.7	16.1	14.9	8.0	11.6	4.7	8.2	6.9	5.2	3.8	3.3	3.3
85 6 A A				15.4	19.7	24.5	29.5	32.4	32.6	32.0	33.8	27.3	19.0	19.1	11.1	15.7	6.5	9.6	8.2	6.2	4.6	4.0	4.0
85 9 TC R			10.0	15.2	25.0	24.1	25.0	27.5															
85 10 MC R				8.9	11.4	14.1	17.0	18.7	22.4	22.0	23.9	22.3	19.9	16.9	11.6	9.5	8.1	6.4	6.9	5.2	3.8	3.3	3.3
85 10 A R				9.2	11.8	14.7	17.7	19.4	23.2	22.8	24.9	23.3	20.8	17.6	12.8	10.4	8.9	7.0	6.9	5.2	3.8	3.3	3.3
85 10 A A				14.3	18.3	22.8	27.4	30.1	36.0	35.4	33.1	30.9	27.6	23.4	17.7	14.5	12.4	9.7	8.2	6.2	4.6	4.0	4.0
86 6 MC R				12.0	15.4	19.1	23.0	25.3	30.3	29.8	26.7	24.9	20.0	17.0	13.1	10.7	8.2	6.4	6.9	5.2	3.9	3.4	3.4
86 6 A R				12.3	15.7	19.5	23.5	25.8	30.9	30.4	27.2	25.4	20.0	17.0	13.5	11.0	8.7	6.8	6.9	5.2	3.9	3.4	3.4
86 6 A A				18.1	23.2	28.8	34.7	38.1	45.6	44.8	36.5	34.0	24.1	20.4	17.6	14.4	11.2	8.8	8.2	6.2	4.6	4.0	4.0
86 21 U *		5.8		19.9																			
86 21 U R		8.6		27.2																			
86 21 U A		12.5		37.4																			
87 6 A R				11.3	14.5	18.0	21.6	23.8	28.5	28.0	26.3	24.6	17.5	14.9	17.6	14.4	11.5	9.0	6.9	5.2	3.9	3.4	3.4
87 6 A A				17.3	22.1	27.5	33.1	36.4	43.5	42.7	36.5	34.0	21.8	18.5	21.9	17.9	13.1	10.3	8.3	6.3	4.6	4.0	4.0
87 9 TC R			10.0	17.7	28.0	28.1	32.0	35.2															
87 10 A R				10.0	12.7	15.8	19.0	20.9	25.0	24.6	26.5	24.7	22.0	18.7	15.2	12.4	10.6	8.3	6.9	5.2	3.9	3.4	3.4
87 11 A R				10.4	13.2	16.4	19.8	21.8	26.0	25.6	22.8	21.3	19.0	16.1	14.2	11.6	9.9	7.8	6.2	4.7	3.5	3.0	3.0
87 12 A R				9.7	12.4	15.4	18.6	20.4	24.4	24.0	21.4	20.0	17.8	15.1	13.3	10.9	9.3	7.3	5.9	4.4	3.3	2.9	2.9
87 13 A R				14.9	19.0	23.6	28.5	31.3	37.4	36.8	32.8	30.6	27.4	23.2	20.4	16.6	14.2	11.2	9.0	6.8	5.0	4.4	4.4
88 6 A R				10.7	13.7	17.0	20.4	22.5	26.9	26.4	29.7	27.7	24.6	20.9	14.0	11.5	12.8	10.0	6.9	5.2	3.9	3.4	3.4
88 6 A A				17.3	22.2	27.5	33.1	36.4	43.6	42.8	37.5	35.0	30.3	25.7	17.4	14.2	13.1	10.3	8.3	6.3	4.6	4.0	4.0
88 10 A R				9.9	12.7	15.8	19.0	20.9	25.0	24.5	28.6	26.7	23.9	20.2	15.5	12.6	10.8	8.5	6.9	5.2	3.9	3.4	3.4

Frequency	Age group																					
Product Source Year	12	13	14	15	16	17	18	19	20	21 - 24	25 - 29	30 - 34	35 - 39	40 - 44	45 - 49	50 - 54	55 - 59	60 - 64	65 - 69	70 - 74	75 - 79	80 - 84	85+
89 6 A R				12.2	15.7	19.4	23.4	25.7	30.8	30.2	24.1	22.5	21.7	18.4	16.9	13.8	11.1	8.7	6.9	5.2	3.9	3.4	3.4
89 6 A A				18.2	23.3	29.0	34.9	38.4	45.9	45.1	33.7	31.5	28.9	24.5	22.1	18.0	13.0	10.2	8.3	6.3	4.6	4.0	4.0
89 9 TC R			13.0	17.9	29.0	28.4	29.0	31.9															
89 10 A R				11.1	14.2	17.7	21.3	23.4	28.0	27.5	27.8	25.9	23.2	19.6	17.4	14.2	12.1	9.5	6.9	5.2	3.9	3.4	3.4
90 6 A R				11.2	14.3	17.7	21.3	23.5	28.1	27.6	23.4	21.8	26.0	22.1	18.4	15.0	12.4	9.7	6.9	5.2	3.9	3.4	3.4
90 6 A A				17.5	22.4	27.7	33.4	36.7	43.9	43.2	30.9	28.9	34.4	29.2	22.6	18.4	15.2	11.9	8.3	6.3	4.6	4.0	4.0
90 10 A R				11.2	14.3	17.7	21.3	23.5	28.1	27.6	29.6	27.6	24.7	20.9	18.3	15.0	12.8	10.1	6.9	5.2	3.9	3.4	3.4
90 21 UC R		13.0		32.0																			
90 21 UC A		21.0		39.0																			
91 6 A R				13.6	17.4	21.6	26.0	28.6	34.2	33.6	27.9	26.1	26.2	22.2	19.9	16.3	8.0	6.3	6.9	5.2	3.9	3.4	3.4
91 6 A A				18.4	23.5	29.2	35.1	38.6	46.2	45.4	32.8	30.6	31.4	26.6	22.6	18.5	9.7	7.6	8.3	6.3	4.7	4.0	4.0
91 9 TC R			15.0	17.6	27.0	28.0	28.0	30.8															
92 6 A R				11.1	14.3	17.7	21.3	23.4	28.0	27.5	24.9	23.3	26.9	22.8	21.8	17.8	7.4	5.8	6.9	5.2	3.9	3.4	3.4
92 6 A A				18.0	23.0	28.6	34.4	37.9	45.3	44.5	35.4	33.0	33.5	28.4	24.2	19.8	9.3	7.3	8.3	6.3	4.7	4.1	4.1
92 11 A R				11.1	14.2	17.6	21.2	23.3	27.9	27.4	24.5	22.9	20.4	17.3	15.2	12.4	10.6	8.3	6.7	5.1	3.8	3.3	3.3
92 12 A R				12.4	15.9	19.7	23.7	26.1	31.2	30.6	27.4	25.5	22.8	19.3	17.0	13.9	11.9	9.3	7.5	5.7	4.2	3.6	3.6
92 13 A R				15.0	19.2	23.8	28.7	31.6	37.8	37.1	33.1	30.9	27.6	23.4	20.5	16.8	14.4	11.3	9.1	6.8	5.1	4.4	4.4
93 6 A R				11.0	14.0	17.4	21.0	23.1	27.6	27.1	20.6	19.2	27.0	22.9	15.7	12.9	9.8	7.7	6.9	5.3	3.9	3.4	3.4
93 6 A A				18.0	23.0	28.6	34.4	37.9	45.3	44.5	30.2	28.2	35.4	30.0	19.1	15.6	11.7	9.1	8.3	6.3	4.7	4.1	4.1
93 9 TC R			13.0	16.1	26.0	25.6	25.0	27.5															
94 6 A R				10.9	13.9	17.3	20.8	22.9	27.4	26.9	22.4	20.9	21.7	18.4	20.9	17.1	9.3	7.3	6.9	5.3	3.9	3.4	3.4
94 6 A A				17.6	22.6	28.0	33.7	37.1	44.4	43.6	29.2	27.3	27.0	22.9	25.1	20.5	10.1	7.9	8.3	6.3	4.7	4.1	4.1
94 21 UC R		11.0		26.0																			
94 21 UC *				19.0																			
95 6 A R				11.3	14.5	18.0	21.7	23.8	28.5	28.0	21.5	20.1	25.9	22.0	18.1	14.8	12.4	9.7	7.0	5.3	3.9	3.4	3.4
95 6 A A				17.1	21.8	27.1	32.6	35.9	42.9	42.1	30.5	28.4	33.4	28.3	22.0	18.0	13.5	10.6	8.3	6.3	4.7	4.1	4.1
95 9 TC R			13.0	16.6	26.0	26.4	27.0	29.7															
95 16 UC R				21.1	26.9																		
95 16 UC A				34.2	43.8																		

Frequency	Age group																					
Product Source Year	12	13	14	15	16	17	18	19	20	21 - 24	25 - 29	30 - 34	35 - 39	40 - 44	45 - 49	50 - 54	55 - 59	60 - 64	65 - 69	70 - 74	75 - 79	80 - 84	85+
53 1 UC R				29.5	36.7	45.3	53.8	59.7	62.7	72.6	75.1	73.3	75.5	72.8	71.5	76.2	73.2	67.3	75.1	64.9	57.5	49.1	42.7
53 1 U U				35.5	44.7	54.8	65.5	73.3	81.0	78.7	80.2	81.7	83.3	84.1	83.3	82.5	80.2	77.9	72.5	65.5	59.4	57.8	57.8
56 26 UC R				34.2	42.6	52.5	62.4	69.2	76.8	89.0	92.0	89.8	86.7	83.7	82.2	80.4	77.3	81.6	73.5	63.5	56.2	48.1	41.7
56 26 A R				37.4	47.1	57.7	69.0	77.2	85.3	82.9	84.5	86.1	87.7	88.5	87.7	83.1	80.7	82.9	77.1	69.7	63.2	61.5	61.5
60 1 MC R				20.1	25.0	30.8	36.6	40.6	45.1	52.2	54.0	52.6	50.9	49.1	48.2	45.5	43.7	40.2	36.1	31.2	27.7	23.6	20.5
60 1 MC U				25.4	31.6	39.0	46.3	51.4	57.1	66.1	68.4	66.7	64.4	62.2	61.0	57.6	55.4	50.9	45.8	39.6	35.0	30.0	26.0
60 1 A U				33.6	42.3	51.8	62.1	69.4	76.7	74.5	75.9	77.4	78.9	79.6	78.9	78.1	75.9	73.7	68.6	62.1	56.2	54.8	54.8
60 8 U R				22.5	28.4	34.7	41.6	46.5	51.4	49.9	50.9	51.8	52.8	53.3	52.8	52.3	50.9	49.4	46.0	41.6	37.7	36.7	36.7
63 10 UC U				27.7	34.5	42.5	50.6	56.1	62.3	66.5	68.8	67.1	64.8	62.5	61.4	58.0	55.7	51.2	46.0	39.8	35.2	30.1	26.1
63 10 A U				30.4	38.4	46.9	56.2	62.8	69.4	65.5	66.8	68.1	69.4	70.0	69.4	68.7	66.8	64.9	60.4	54.6	49.5	48.2	48.2
64 13 UC U				27.4	34.2	42.1	50.0	55.5	61.6	71.4	73.8	72.0	69.5	67.1	65.9	62.2	59.8	54.9	49.4	42.7	37.8	32.3	28.1
65 1 U U				33.5	42.2	51.7	61.9	69.2	76.5	74.3	75.7	77.2	78.7	79.4	78.7	77.9	75.7	73.6	68.5	61.9	56.1	54.6	54.6
65 8 U R				23.3	29.3	35.9	43.0	48.0	53.1	51.6	52.6	53.6	54.6	55.1	54.6	54.1	52.6	51.1	47.5	43.0	38.9	37.9	37.9
68 1 MC R				20.4	25.4	31.3	37.2	41.2	45.8	53.0	54.8	53.5	51.7	49.8	48.9	46.2	44.4	40.8	36.7	31.7	28.1	24.0	20.8
68 1 MC A				28.1	35.0	43.1	51.2	56.8	63.1	73.0	75.5	73.7	71.2	68.7	67.4	63.7	61.2	56.2	50.6	43.7	38.7	33.1	28.7
68 1 A A				33.5	42.3	51.7	61.9	69.2	76.5	74.3	75.8	77.2	78.7	79.4	78.7	78.0	75.8	73.6	68.5	61.9	56.1	54.7	54.7
68 1 U U				33.4	42.1	51.6	61.8	69.0	76.3	74.1	75.6	75.3	76.7	77.4	76.7	73.2	71.1	72.0	67.0	60.6	54.9	53.5	53.5
70 8 U R				24.7	31.2	38.1	45.7	51.0	56.4	54.8	55.9	56.9	58.0	58.6	58.0	57.5	55.9	54.3	50.5	45.7	41.4	40.3	40.3
71 17 U R				21.3	32.6	46.5	50.7	56.7															
71 17 U A				60.1	64.4	69.0	70.1	78.3															
71 19 A U							81.0	79.8	77.4	75.2													
73 1 U U																							
73 1 U U				29.8	37.5	45.9	55.0	61.5	67.9	66.0	67.3	68.6	69.9	70.5	69.9	69.2	67.3	65.3	60.8	55.0	49.8	48.5	48.5
74 4 U A				31.5	39.8	48.7	49.3	55.1	60.9	59.1	60.3	61.5	62.6	63.2	62.6	62.0	60.3	58.6	54.5	49.3	44.6	43.5	43.5
76 1 MC R				20.3	25.3	31.1	37.0	41.1	45.6	52.8	54.6	53.3	51.5	49.6	48.7	46.0	44.2	40.6	36.6	31.6	28.0	23.9	20.8
76 1 MC A				25.3	31.5	38.8	46.1	51.1	56.7	65.7	68.0	66.3	64.0	61.8	60.7	57.3	55.0	50.6	45.5	39.3	34.8	29.8	25.8
76 1 A A				28.9	36.4	44.6	53.3	59.6	65.9	64.0	65.3	66.5	67.8	68.4	67.8	67.1	65.3	63.4	59.0	53.3	48.3	47.1	47.1
76 4 UC U				31.8	39.5	48.7	45.5	50.5	56.0	64.9	67.1	65.5	63.3	61.0	59.9	56.6	54.4	49.9	44.9	38.8	34.4	29.4	25.5
76 4 U A				35.5	44.7	54.8	63.5	71.0	78.5	76.3	61.5	62.7	63.8	64.4	63.8	52.3	50.8	49.3	59.5	53.8	48.7	47.4	47.4
76 5 UC U				31.8	39.5	48.7	42.3	46.9	52.1	60.4	62.4	60.9	58.8	56.8	55.7	52.6	50.6	46.4	41.8	36.1	32.0	27.3	23.7
76 5 U U				35.5	44.7	54.8	47.7	53.3	58.9	57.2	58.3	59.4	60.6	61.1	60.6	60.0	58.3	56.6	52.7	47.7	43.2	42.1	42.1
76 8 U R				21.7	27.4	33.6	40.2	44.9	49.6	48.2	49.2	50.1	51.0	51.5	51.0	50.6	49.2	47.7	44.4	40.2	36.4	35.5	35.5
76 11 UC U				32.8	40.8	50.3	59.8	66.3	61.7	71.5	73.9	72.1	69.6	67.2	66.0	62.3	59.9	55.0	49.5	42.8	37.9	42.0	36.4
76 18 U U		17.8	21.2	27.3	35.2	39.5	41.9	46.9															
77 3 UC R	9.5	19.0	22.2	28.5	35.5	43.7	51.9	57.6															
77 3 U A	15.6	30.3	36.2	45.0	56.7	69.4	83.1	92.9															
77 4 UC R				31.8	39.5	48.7	32.7	36.3	40.3	46.7	48.3	47.1	45.5	43.9	43.1	40.7	39.1	35.9	32.3	27.9	24.7	21.2	18.4
77 4 UC A				35.7	44.5	54.8	37.5	41.6	46.2	53.5	55.4	54.0	52.2	50.3	49.4	46.7	44.8	41.2	37.1	32.0	28.4	24.2	21.0
77 4 U A				35.5	44.7	54.8	42.7	47.7	52.7	51.2	52.2	53.2	54.2	54.7	54.2	53.7	52.2	50.7	47.2	42.7	38.6	37.6	37.6
77 8 U R				23.7	29.9	36.6	43.9	49.0	54.2	52.6	53.7	54.7	55.7	56.3	55.7	55.2	53.7	52.1	48.5	43.9	39.7	38.7	38.7
77 25 U R	13.0	25.2	30.0	37.3	47.1	57.6	69.0	77.1															
77 27 U U	4.5	8.8	10.5	13.0																			
78 12 MC R				29.5	36.7	45.3	53.8	59.7	43.9	50.9	52.6	51.3	49.6	47.8	46.9	44.3	42.6	39.1	35.2	30.4	27.0	23.0	20.0
78 12 TC R				32.8	40.8	50.3	59.8	66.3	54.4	63.0	60.1	58.6	63.9	61.7	53.5	50.6	40.4	37.1	35.5	30.6	30.7	26.2	22.8
78 12 A R				32.4	40.8	50.0	59.9	66.9	65.5	63.6	64.5	65.7	66.2	66.8	56.5	55.9	43.7	42.4	41.7	37.7	36.2	35.3	35.3
78 17 U R				10.0	21.7	30.0	39.6	44.3															
78 20 UC U									48.8	56.5													
78 20 A U									74.7	72.6													
78 24 UC R	3.3	6.7	17.5	22.5	35.8	44.2	38.0	46.1															
79 1 MC R				16.7	20.8	25.6	30.4	33.8	37.5	43.4	44.9	43.8	42.3	40.8	40.1	37.8	36.4	33.4	30.0	26.0	23.0	19.7	17.1
79 1 MC A				18.9	23.6	29.1	34.5	38.3	42.5	49.3	51.0	49.7	48.0	46.3	45.5	42.9	41.3	37.9	34.1	29.5	26.1	22.3	19.4
79 1 A U				23.3	29.4	35.9	43.0	48.1	53.1	51.6	52.6	53.6	54.7	55.2	54.7	54.2	52.6	51.1	47.6	43.0	39.0	38.0	38.0
79 4 U A				31.5	39.8	48.7	45.2	50.5	55.8	54.2	55.3	56.3	57.4	57.9	57.4	56.9	55.3	53.7	50.0	45.2	40.9	39.9	39.9
79 4 UC U				27.8	34.6	42.6	35.1	39.0	43.3	50.1	51.8	50.5	48.8	47.1	46.3	43.7	42.0	38.5	34.7	30.0	26.6	22.7	19.7
79 4 U A				31.5	39.8	48.7	44.7	49.9	55.2	53.6	47.5	48.5	52.6	53.1	52.6	52.2	50.7	49.2	42.0	38.0	34.4	33.5	33.5
79 8 U R				18.6	23.4	28.7	34.3	38.4	42.4	41.2	42.0	42.8	43.6	44.0	43.6	43.2	42.0	40.8	38.0	34.3	31.1	30.3	30.3
79 21 U U			16.2	20.1	25.3	31.0	37.1	41.5															
79 28 U U						47.9	57.4	64.1	70.9	68.9													

Frequency	Age group																					
Product Source Year	12	13	14	15	16	17	18	19	20	21 - 24	25 - 29	30 - 34	35 - 39	40 - 44	45 - 49	50 - 54	55 - 59	60 - 64	65 - 69	70 - 74	75 - 79	80 - 84	85+
80 3 U A	17.7	34.3	40.9	50.9	56.7	69.3	83.0	92.8															
80 6 UC R				18.6	23.2	28.6	34.0	37.7	41.8	48.4	50.1	48.9	47.2	45.5	44.7	42.2	40.6	37.3	33.5	29.0	25.7	21.9	19.0
80 6 A R				18.1	22.8	27.9	33.4	37.3	53.8	52.3	54.3	55.3	49.7	50.1	46.0	45.6	40.7	39.6	35.6	32.2	29.8	29.1	29.1
80 7 MC U				20.5	25.5	31.4	37.3	41.4	46.0	53.3	55.1	53.7	51.9	50.1	49.2	46.4	44.6	41.0	36.9	31.9	28.2	24.1	20.9
80 7 U U				24.4	30.8	37.7	45.1	50.4	55.7	54.1	55.2	56.2	57.3	57.8	57.3	56.7	55.2	53.6	49.9	45.1	40.8	39.8	39.8
80 8 U R				21.6	27.2	33.3	39.9	44.6	49.3	47.9	48.8	49.8	50.7	51.2	50.7	50.3	48.8	47.4	44.1	39.9	36.2	35.2	35.2
81 3 U A	13.9	27.0	32.2	40.1	50.5	61.9	74.1	82.8															
81 5 U A				31.5	39.8	48.7	41.8	46.7	51.7	50.2	51.2	52.2	53.1	53.6	53.1	52.7	51.2	49.7	46.3	41.8	37.9	36.9	36.9
81 9 UC U				15.0	25.8	31.7	37.7	41.9	46.5	53.8	55.7	54.3	52.4	50.6	49.7	46.9	45.1	41.4	35.6	30.8	27.2	23.3	20.2
81 9 A U				15.0	30.4	37.2	44.5	49.8	55.0	53.4	54.5	55.5	56.6	57.1	56.6	56.1	54.5	52.9	44.6	40.3	36.5	35.6	35.6
81 22 U U			22.1	27.5	34.7	42.5	50.9	56.8															
82 5 U A				31.5	39.8	48.7	41.0	45.8	50.6	49.2	50.2	51.1	52.1	52.6	52.1	51.6	50.2	48.7	45.3	41.0	37.1	36.2	36.2
82 29 UC R				15.8	19.7	24.2	28.8	32.0															
83 3 U A	10.2	19.8	32.1	39.9	40.5	49.5	57.0	63.7															
83 4 U A				29.7	37.5	45.9	55.0	61.4	67.9	66.0	60.4	61.6	53.9	54.4	53.9	45.2	43.9	42.6	36.0	32.6	29.5	28.7	28.7
83 23 UC R	2.0	9.0	20.0	34.0	45.0																		
84 3 A R	3.4	6.6	17.8	22.2	37.8	46.2	60.0	67.1															
84 3 U A	6.8	13.2	30.3	37.7	46.8	57.2	67.0	74.9															
84 4 U A				31.5	39.8	48.7	45.2	50.5	55.8	54.2	55.3	56.3	57.4	57.9	57.4	56.9	55.3	53.7	49.9	45.2	40.9	39.8	39.8
85 5 U U				23.2	29.3	35.9	42.9	48.0	53.1	51.5	52.5	53.6	54.6	55.1	54.6	54.1	52.5	51.0	47.5	42.9	38.9	37.9	37.9
85 14 UC R				19.1	23.8	29.3	34.9	38.7	42.9	49.7	51.4	50.2	46.2	44.5	28.5	26.9	27.6	25.3	22.8	19.7	17.4	14.9	12.9
85 14 A A				23.6	29.8	36.4	43.6	48.8	53.9	52.4	53.4	54.4	54.7	55.2	32.9	32.6	32.8	31.8	29.6	26.8	24.2	23.6	23.6
85 15 UC R				14.8	18.4	22.7	26.9	29.9	33.2	38.4	39.7	38.8	37.4	36.1	37.5	35.4	37.5	34.4	31.0	26.8	23.7	20.3	17.6
85 15 A A				19.1	24.1	29.5	35.3	39.4	43.6	42.3	43.2	44.0	44.8	45.2	43.2	42.8	41.0	39.8	37.0	33.5	30.3	29.5	29.5
85 29 UC R	10.6	21.3	24.8	21.8	27.1	33.4	39.7	44.0															
85 30 U U	8.9	17.3	26.5	33.0	35.4																		
86 4 U R				18.1	22.8	28.0	33.5	37.4	41.3	40.2	40.9	41.7	42.5	42.9	42.5	42.1	40.9	39.8	37.0	33.5	30.3	29.5	29.5
86 4 U A				31.3	39.4	48.3	57.8	64.6	71.4	69.4	60.4	61.6	43.6	44.0	43.6	43.2	42.0	40.8	31.4	28.4	25.7	25.0	25.0
86 6 UC R				27.8	34.6	42.6	40.2	44.7	49.6	57.4	54.7	53.3	48.7	47.0	43.2	40.8	36.4	33.4	28.9	24.9	24.1	20.6	17.8
87 8 U R				20.2	25.4	31.1	37.3	41.6	46.0	44.7	45.6	46.5	47.3	47.8	47.3	46.9	45.6	44.3	41.2	37.3	33.8	32.9	32.9
87 16 UC R				17.0	21.2	26.1	31.0	34.4	38.2	44.3	45.8	44.6	44.4	42.9	38.7	36.5	33.6	30.9	27.8	24.0	21.3	18.2	15.8
87 16 A R				22.2	28.0	34.2	41.0	45.8	50.6	49.2	50.1	51.1	49.8	50.3	46.0	45.6	40.0	38.9	36.2	32.7	29.7	28.9	28.9
88 3 U R	0.7	1.3	16.8	20.9	31.5	38.5	49.0	54.8															
88 3 U A	3.4	6.6	23.0	28.6	45.9	56.1	61.0	68.2															
88 8 U R				18.3	23.0	28.2	33.7	37.7	41.7	40.5	41.3	42.1	42.9	43.3	42.9	42.5	41.3	40.1	37.3	33.7	30.6	29.8	29.8
88 30 U U	3.3	6.5	17.6	21.9	25.7																		
88 31 UC R	5.0	10.0	11.6	14.9	18.6	22.9	27.2	30.2															
88 31 UC A	8.3	16.6	19.4	24.9	31.0	38.2	45.4	50.3															
89 4 U R				20.9	26.3	32.3	38.6	43.2	47.7	46.3	47.2	48.2	49.1	49.5	49.1	48.6	47.2	45.9	42.7	38.6	35.0	34.1	34.1
89 4 U A				22.3	28.1	34.4	41.2	46.0	50.9	49.4	50.4	51.4	52.3	52.8	52.3	51.8	50.4	48.9	45.5	41.2	37.3	36.3	36.3
90 3 U A	9.3	18.7	29.6	38.0	50.2	61.8	61.0	67.7															
90 8 U R				17.1	21.2	26.2	31.1	34.5	38.3	44.4	45.9	44.8	43.2	41.7	41.0	38.7	37.2	34.1	30.7	26.6	23.5	20.1	17.4
90 23 UC R	1.1	1.8	7.4	22.8	33.7																		
90 32 U R			6.0	11.0																			
90 32 U A	0.0	8.1	9.5	12.2																			
91 3 U A	6.0	12.0	17.4	22.4	41.2	50.8	68.0	75.5															
91 4 U R				27.8	34.6	42.6	30.5	33.8	37.5	43.5	44.9	43.8	42.3	40.9	40.1	37.9	36.4	33.4	30.1	26.0	23.0	19.7	17.1
91 4 U A				31.8	39.5	48.7	54.0	59.9	66.5	77.1	48.6	47.4	49.9	48.2	47.3	44.7	42.9	39.4	29.7	25.6	22.7	19.4	16.8
91 6 UC R				27.8	34.6	42.6	35.5	39.4	43.7	50.7	51.6	50.4	46.8	45.2	41.0	38.8	31.3	28.7	23.3	20.1	16.7	14.3	12.4
91 33 MC U				15.9	19.8	24.4	31.6	35.0	38.9	45.1	46.6	45.4	43.9	42.4	41.6	39.3	37.7	34.7	31.2	27.0	23.9	20.4	17.7
91 34 UC R	5.2	10.5	12.2	15.7	19.6	24.1	28.6	31.8	35.3														
91 34 UC A	14.5	29.0	33.8	43.5	54.1	66.7	79.3	88.0	97.6														
92 3 U A	11.1	22.1	25.8	33.2	41.3	50.9	60.5	67.1															
92 4 UC R				27.8	34.6	42.6	34.2	38.0	42.2	48.9	50.5	49.3	47.6	45.9	45.1	42.6	40.9	37.6	33.8	29.2	25.9	22.1	19.2
92 4 A U				31.8	39.5	48.7	50.1	55.5	61.6	71.4	60.8	59.2	54.0	52.1	51.3	48.5	46.6	30.4	27.3	23.6	20.9	17.9	15.5
92 33 MC U				15.9	19.8	24.4	16.3	18.1	20.1	23.3	30.9	30.1	26.0	25.1	27.8	26.3	25.2	23.2	20.9	18.0	16.0	13.6	11.8
92 35 UC R				27.8	34.6	42.6	31.4	34.8	38.6	44.8	46.3	45.1	43.6	42.1	41.3	39.0	37.5	34.4	31.0	26.8	22.5	19.2	16.7
92 35 U A				31.8	39.5	48.7	34.2	37.9	42.1	48.8	50.4	49.2	47.5	45.8	45.0	42.5	40.8	37.5	33.8	29.2	22.5	19.2	16.7

Annex A (continued)

Frequency				Age group																							
Product																											
Source				12	13	14	15	16	17	18	19	20	21 - 24	25 - 29	30 - 34	35 - 39	40 - 44	45 - 49	50 - 54	55 - 59	60 - 64	65 - 69	70 - 74	75 - 79	80 - 84	85+
Year																											
93	4	U	R				27.8	34.6	42.6	28.9	32.1	35.6	41.2	42.6	41.6	40.2	38.7	38.0	35.9	34.5	31.7	28.5	24.7	21.8	18.7	16.2
93	4	U	A				31.8	39.5	48.7	42.0	46.6	51.7	59.9	58.6	57.2	42.5	41.0	28.3	26.7	14.2	13.0	47.4	41.0	36.3	31.0	26.9
93	33	MC	U				15.9	19.8	24.4	16.2	18.0	20.0	23.1	31.0	30.2	26.5	25.5	27.2	25.7	24.6	22.6	20.4	17.6	15.6	13.3	11.6
93	35	UC	R				27.8	34.6	42.6	28.1	31.1	34.6	40.0	41.4	40.4	39.0	37.6	37.0	34.9	33.5	30.8	27.7	24.0	22.7	19.4	16.8
93	35	U	A				31.8	39.5	48.7	31.4	34.9	38.7	44.8	46.3	45.2	43.7	42.1	41.4	39.1	37.5	34.5	31.0	26.8	22.7	19.4	16.8
94	3	U	A	9.9	19.7	23.0	29.6	36.9	45.4	54.0	59.9																
94	33	MC	U				15.9	19.8	24.4	16.1	17.9	19.9	23.0	31.6	30.8	26.0	25.0	27.1	25.6	24.6	22.6	20.4	17.6	15.6	13.3	11.6
94	36	UC	R		11.0		23.0																				
94	37	U	U	3.0	6.0	7.0	9.0	21.7	26.7	33.9	37.7																
95	3	U	A	3.3	6.7	26.3	33.8	42.1	51.9	62.0	68.8																
95	4	U	U				31.8	39.5	48.7	31.6	35.1	38.9	45.1	46.6	45.5	43.9	42.4	41.6	39.3	37.8	34.7	31.2	27.0	22.6	19.3	16.7
95	33	MC	U				15.9	19.8	24.4	17.1	19.0	21.1	24.4	31.7	30.9	24.9	24.1	26.8	25.3	24.3	22.3	20.1	17.3	15.4	13.1	11.4
95	35	U	U				31.8	39.5	48.7	32.3	35.9	39.8	46.1	47.7	46.5	44.9	43.3	42.6	40.2	38.6	35.5	31.9	27.6	22.6	19.3	16.7

Annex A Prevalence of smoking – individual surveys. France, females

Frequency				Age group																							
Product																											
Source				12	13	14	15	16	17	18	19	20	21 - 24	25 - 29	30 - 34	35 - 39	40 - 44	45 - 49	50 - 54	55 - 59	60 - 64	65 - 69	70 - 74	75 - 79	80 - 84	85+
Year																											
53	1	UC	R				9.5	12.2	15.1	18.2	20.0	26.8	26.3	23.5	21.9	23.6	20.0	17.5	12.9	11.0	8.7	2.6	2.0	1.5	1.3	1.3
53	1	U	U				24.8	31.7	39.3	47.4	52.1	62.3	61.2	54.6	51.0	45.5	38.6	33.9	27.7	23.7	18.6	14.9	11.3	8.4	7.3	7.3
56	26	UC	R																								
56	26	A	R																								
60	1	MC	R				8.6	11.0	13.7	16.5	18.2	21.7	21.3	19.0	17.8	15.9	13.5	11.8	9.7	8.3	6.5	5.2	3.9	2.9	2.5	2.5
60	1	MC	U				20.1	25.8	32.0	38.5	42.4	50.7	49.8	44.4	41.5	37.0	31.4	27.6	22.5	19.3	15.1	12.1	9.2	6.8	5.9	5.9
60	1	A	U				20.1	25.8	32.0	38.5	42.4	50.7	49.8	44.4	41.5	37.0	31.4	27.6	22.5	19.3	15.1	12.1	9.2	6.8	5.9	5.9
60	8	U	R																								
63	10	UC	U				8.8	11.3	14.0	16.9	18.5	22.2	27.6	24.7	23.0	20.6	17.4	15.3	12.5	10.7	8.4	6.7	5.1	3.8	3.3	3.3
63	10	A	U				8.8	11.3	14.0	16.9	18.5	22.2	27.6	24.7	23.0	20.6	17.4	15.3	12.5	10.7	8.4	6.7	5.1	3.8	3.3	3.3
64	13	UC	U				7.6	9.8	12.1	14.6	16.1	19.2	18.9	16.9	15.7	14.1	13.7	12.0	16.9	14.5	6.8	5.5	4.1	3.1	2.7	2.7
65	1	U	U				23.9	30.6	38.0	45.8	50.4	60.2	59.2	52.8	49.3	44.0	37.3	32.7	26.8	22.9	18.0	14.4	10.9	8.1	7.0	7.0
65	8	U	R																								
68	1	MC	R				7.2	9.2	11.4	13.8	15.2	18.1	17.8	15.9	14.8	13.2	11.2	9.9	8.1	6.9	5.4	4.3	3.3	2.4	2.1	2.1
68	1	MC	A				18.7	24.0	29.8	35.8	39.4	47.1	46.3	41.3	38.6	34.4	29.2	25.6	20.9	17.9	14.0	11.3	8.5	6.3	5.5	5.5
68	1	A	A				23.1	29.5	36.6	44.1	48.5	58.0	57.0	50.9	47.5	42.4	35.9	31.5	25.8	22.0	17.3	13.9	10.5	7.8	6.8	6.8
68	1	U	U				41.9	53.6	66.5	80.0	88.0	55.4	54.4	48.6	56.0	50.0	42.4	37.2	30.4	26.0	16.6	13.3	10.1	7.5	6.5	6.5
70	8	U	R																								
71	17	U	R				16.1	21.8	28.0	32.3	35.5																
71	17	U	A				66.5	76.1	79.7	76.4	84.0																
71	19	A	U																								
73	1	U	U				38.0	48.6	60.3	72.6	79.9	95.5	53.0	47.3													
73	1	U	U				24.3	31.1	38.6	46.4	51.1	61.1	60.0	53.6	50.0	44.6	37.8	33.2	27.1	23.2	18.2	14.6	11.1	8.2	7.1	7.1
74	4	U	A				23.3	29.8	37.0	38.0	41.8	50.0	49.1	43.8	40.9	36.5	31.0	27.2	22.2	19.0	14.9	12.0	9.1	6.7	5.8	5.8
76	1	MC	R				14.2	18.2	22.6	27.2	29.9	35.8	35.2	31.4	29.3	26.2	22.2	19.5	15.9	13.6	10.7	8.6	6.5	4.8	4.2	4.2
76	1	MC	A				23.5	30.1	37.3	44.9	49.4	59.1	58.0	51.8	48.4	43.2	36.6	32.1	26.3	22.5	17.6	14.2	10.7	7.9	6.9	6.9
76	1	A	A				23.5	30.1	37.3	44.9	49.4	59.1	58.0	51.8	48.4	43.2	36.6	32.1	26.3	22.5	17.6	14.2	10.7	7.9	6.9	6.9
76	4	UC	U				27.1	34.7	43.1	40.6	44.7	53.4	52.5	46.9	43.7	39.1	33.1	29.1	23.7	20.3	15.9	12.8	9.7	7.2	6.2	6.2
76	4	U	A				31.0	39.7	49.3	45.7	50.2	60.1	59.0	40.2	37.5	30.3	25.7	22.6	19.8	16.9	13.3	9.6	7.3	5.4	4.7	4.7
76	5	UC	U				27.1	34.7	43.1	35.2	38.7	46.3	45.5	40.6	37.9	33.9	28.7	25.2	20.6	17.6	13.8	11.1	8.4	6.2	5.4	5.4
76	5	U	U				31.0	39.7	49.3	36.6	40.2	48.1	47.2	42.2	39.4	35.2	29.8	26.2	21.4	18.3	14.3	11.5	8.7	6.5	5.6	5.6
76	8	U	R																								
76	11	UC	U				25.4	32.5	40.3	48.5	53.4	72.2	70.9	63.3	59.1	52.8	44.8	39.3	32.1	27.4	21.5	17.3	13.1	9.7	5.0	5.0
76	18	U	U		13.2	16.0	22.2	30.9	34.3	36.2	39.8																

Frequency	Age group																					
Product Source Year	12	13	14	15	16	17	18	19	20	21 - 24	25 - 29	30 - 34	35 - 39	40 - 44	45 - 49	50 - 54	55 - 59	60 - 64	65 - 69	70 - 74	75 - 79	80 - 84	85+
77 3 UC R	6.6	13.2	15.9	20.5	26.2	32.5	39.1	43.0															
77 3 U A	12.9	25.9	31.2	40.0	51.2	63.5	76.5	84.1															
77 4 UC R				27.1	34.7	43.1	24.4	26.8	32.0	31.5	28.1	26.2	23.4	19.9	17.4	14.2	12.2	9.6	7.7	5.8	4.3	3.7	3.7
77 4 UC A				31.0	39.7	49.3	39.2	43.2	51.6	50.7	45.3	42.3	37.7	32.0	28.1	22.9	19.6	15.4	12.4	9.4	6.9	6.0	6.0
77 4 U A				31.0	39.7	49.3	39.2	43.2	51.6	50.7	45.3	42.3	37.7	32.0	28.1	22.9	19.6	15.4	12.4	9.4	6.9	6.0	6.0
77 8 U R				20.6	26.4	32.8	39.4	43.4	51.9	51.0	45.5	42.5	37.9	32.2	28.2	23.1	19.7	15.5	12.4	9.4	7.0	6.1	6.1
77 25 U R	8.3	16.6	20.0	25.6	32.8	40.7	49.0	53.9															
77 27 U U	5.1	10.2	12.2	15.7																			
78 12 MC R				25.4	32.5	40.3	48.5	53.4	25.4	24.9	22.3	20.8	18.5	15.7	13.8	11.3	9.6	7.6	6.1	4.6	3.4	3.0	3.0
78 12 TC R				28.5	36.5	45.3	54.6	60.0	41.3	40.6	21.9	20.4	16.9	14.4	14.0	11.4	8.1	6.3	3.3	2.5	1.2	1.0	1.0
78 12 A R				28.5	36.5	45.3	54.6	60.0	41.3	40.6	21.9	20.4	16.9	14.4	14.0	11.4	8.1	6.3	3.3	2.5	1.2	1.0	1.0
78 17 U R				15.6	16.4	28.2	34.3	37.7															
78 20 UC U																							
78 20 A U																							
78 24 UC R	2.0	4.0	28.0	35.9	41.0	51.0	50.0	59.2															
79 1 MC R				15.6	20.0	24.8	29.9	32.9	39.3	38.6	34.5	32.2	28.7	24.4	21.4	17.5	14.9	11.7	9.4	7.1	5.3	4.6	4.6
79 1 MC A				20.6	26.4	32.7	39.4	43.4	51.8	50.9	45.5	42.4	37.9	32.1	28.2	23.0	19.7	15.5	12.4	9.4	7.0	6.1	6.1
79 1 A U				21.3	27.3	33.9	40.8	44.8	53.6	52.7	47.0	43.9	39.2	33.2	29.2	23.8	20.4	16.0	12.9	9.7	7.2	6.3	6.3
79 4 U A				31.0	39.7	49.3	31.1	34.2	40.9	40.2	35.9	33.5	29.9	25.4	22.2	18.2	15.5	12.2	9.8	7.4	5.5	4.8	4.8
79 4 UC U				27.1	34.7	43.1	32.4	35.7	42.7	41.9	37.4	34.9	31.2	26.5	23.2	19.0	16.2	12.7	10.2	7.7	5.7	5.0	5.0
79 4 U A				31.0	39.7	49.3	40.0	44.0	52.6	51.7	34.1	31.8	25.6	21.7	19.0	15.6	13.3	10.4	9.7	7.4	5.5	4.8	4.8
79 8 U R																							
79 21 U U			15.4	19.8	25.3	31.4	37.8	41.6															
79 28 U U																							
80 3 U A	13.3	26.7	36.7	47.1	54.4	67.6	81.3	89.5															
80 6 UC R				11.6	14.8	18.4	22.2	24.4	29.1	28.6	25.6	23.9	21.3	18.1	15.8	12.9	11.1	8.7	7.0	5.3	3.9	3.4	3.4
80 6 A R				12.9	16.5	20.5	24.6	27.1	36.4	35.8	26.2	24.4	18.0	15.2	13.7	11.2	11.0	8.6	4.8	3.6	1.9	1.7	1.7
80 7 MC U				19.6	25.1	31.2	37.5	41.3	49.3	48.5	43.3	40.4	36.1	30.6	26.8	21.9	18.8	14.7	11.8	8.9	6.6	5.8	5.8
80 7 U U				20.0	25.6	31.8	38.3	42.2	50.4	49.5	44.2	41.3	36.8	31.2	27.4	22.4	19.2	15.0	12.1	9.1	6.8	5.9	5.9
80 8 U R				11.7	14.9	18.5	22.3	24.5	29.3	28.8	25.7	24.0	21.4	18.2	15.9	13.0	11.1	8.7	7.0	5.3	3.9	3.4	3.4
81 3 U A	13.5	26.9	32.5	41.6	53.3	66.1	79.6	87.6															
81 5 U A				31.0	39.7	49.3	35.1	38.7	46.2	45.4	40.6	37.9	33.8	28.7	25.1	20.5	17.6	13.8	11.1	8.4	6.2	5.4	5.4
81 9 UC U				15.0	30.4	37.7	45.4	49.9	59.7	58.7	52.4	48.9	43.7	37.0	32.5	26.5	22.7	17.8	10.0	7.5	5.6	4.9	4.9
81 9 A U				15.0	30.4	37.7	45.4	49.9	59.7	58.7	52.4	48.9	43.7	37.0	32.5	26.5	22.7	17.8	10.0	7.5	5.6	4.9	4.9
81 22 U U			24.6	31.5	40.3	50.0	60.2	66.2															
82 5 U A				31.0	39.7	49.3	35.1	38.6	46.1	45.3	40.5	37.8	33.7	28.6	25.1	20.5	17.5	13.8	11.1	8.4	6.2	5.4	5.4
82 29 UC R				16.2	20.7	25.7	30.9	34.0															
83 3 U A	9.3	18.7	21.9	28.1	48.2	59.8	62.0	68.2															
83 4 U A				26.6	34.0	42.3	50.9	56.0	66.9	65.7	40.4	37.7	35.4	30.0	26.3	20.1	17.2	13.5	8.8	6.6	4.9	4.3	4.3
83 23 UC R	1.0	12.0	16.0	35.0	39.0																		
84 3 A R	4.7	9.3	20.1	25.8	40.2	49.8	50.0	55.0															
84 3 U A	9.3	18.7	32.4	41.6	53.5	66.5	65.0	71.5															
84 4 U A				31.0	39.7	49.3	44.5	48.9	58.5	57.5	51.3	47.9	42.8	36.3	31.8	26.0	22.2	17.5	14.0	10.6	7.9	6.8	6.8
85 5 U U				17.7	22.7	28.2	33.9	37.3	44.6	43.8	39.1	36.5	32.6	27.6	24.2	19.8	16.9	13.3	10.7	8.1	6.0	5.2	5.2
85 14 UC R				13.8	17.7	22.0	26.5	29.1	34.8	34.2	30.5	28.5	23.8	20.2	12.0	9.8	8.6	6.8	5.4	4.1	3.0	2.7	2.7
85 14 A A				14.4	18.5	22.9	27.6	30.4	36.3	35.7	31.9	29.7	29.5	25.0	14.4	11.7	9.6	7.6	6.1	4.6	3.4	3.0	3.0
85 15 UC R				13.8	17.7	21.9	26.4	29.0	34.7	34.1	30.4	28.4	25.4	21.5	17.8	14.5	10.6	8.3	6.7	5.1	3.8	3.3	3.3
85 15 A A				14.6	18.7	23.2	27.9	30.7	36.8	36.1	32.2	30.1	26.9	22.8	18.8	15.3	13.2	10.4	8.3	6.3	4.7	4.1	4.1
85 29 UC R	9.7	19.4	23.4	28.9	36.9	45.8	55.2	60.7															
85 30 U U	8.0	16.0	25.3	32.4	41.2																		
86 4 U R				17.0	21.7	26.9	32.4	35.7	42.6	41.9	37.4	34.9	31.2	26.4	23.2	19.0	16.2	12.7	10.2	7.7	5.7	5.0	5.0
86 4 U A				27.0	34.6	43.0	51.7	56.9	68.0	66.8	49.7	46.3	31.1	26.4	23.2	18.9	16.2	12.7	13.1	9.9	7.3	6.4	6.4
86 6 UC R				27.1	34.7	43.1	34.2	37.6	45.0	44.2	37.2	34.8	21.4	18.1	14.4	11.7	10.1	7.9	6.9	5.2	2.2	1.9	1.9
87 8 U R				14.2	18.2	22.6	27.2	29.9	35.7	35.1	31.4	29.3	26.1	22.2	19.4	15.9	13.6	10.7	8.6	6.5	4.8	4.2	4.2
87 16 UC R				13.0	16.7	20.7	24.9	27.4	32.8	32.2	28.8	26.8	18.3	15.5	11.4	9.3	2.9	2.3	1.8	1.4	1.0	0.9	0.9
87 16 A R				15.8	20.2	25.1	30.2	33.2	39.7	39.0	34.9	32.5	23.5	19.9	18.6	15.2	5.3	4.1	3.3	2.5	1.9	1.6	1.6

Frequency	Age group																					
Product Source Year	12	13	14	15	16	17	18	19	20	21 - 24	25 - 29	30 - 34	35 - 39	40 - 44	45 - 49	50 - 54	55 - 59	60 - 64	65 - 69	70 - 74	75 - 79	80 - 84	85+
88 3 U R	2.0	4.0	13.0	16.7	31.2	38.8	40.0	44.0															
88 3 U A	3.3	6.7	26.0	33.4	42.8	53.2	56.0	61.6															
88 8 U R				13.6	17.4	21.6	26.0	28.6	34.2	33.6	30.0	28.0	25.0	21.2	18.6	15.2	13.0	10.2	8.2	6.2	4.6	4.0	4.0
88 30 U U	3.1	6.3	11.6	14.9	16.2																		
88 31 UC R	5.7	11.5	13.8	17.8	22.7	28.2	34.0	37.4															
88 31 UC A	8.9	17.8	21.4	27.5	35.1	43.6	52.5	57.7															
89 4 U R				21.4	27.4	34.0	40.9	45.0	53.8	52.9	47.2	44.1	39.4	33.4	29.3	23.9	20.5	16.1	12.9	9.8	7.2	6.3	6.3
89 4 U A				23.6	30.1	37.4	45.0	49.5	59.2	58.2	51.9	48.5	43.3	36.7	32.2	26.3	22.5	17.7	14.2	10.7	8.0	6.9	6.9
90 3 U A	5.3	10.7	19.1	24.6	46.4	57.6	50.0	55.0															
90 8 U R				13.7	17.5	21.7	26.2	28.8	34.4	33.8	30.2	28.2	25.1	21.3	18.7	15.3	13.1	10.3	8.2	6.2	4.6	4.0	4.0
90 23 UC R	0.0	2.9	12.6	22.8	38.0																		
90 32 U R			4.0	7.0																			
90 32 U A	2.0	5.6	6.7	8.6																			
91 3 U A	4.0	8.0	19.2	24.6	43.7	54.3	52.0	57.2															
91 4 U R				27.1	34.7	43.1	35.3	38.9	46.5	45.6	40.8	38.0	34.0	28.8	25.3	20.6	17.7	13.9	11.1	8.4	6.2	5.4	5.4
91 4 U A				31.0	39.7	49.3	50.4	55.5	66.3	65.2	53.8	50.2	36.2	30.7	27.0	22.0	18.8	14.8	8.5	6.4	4.8	4.1	4.1
91 6 UC R				27.1	34.7	43.1	28.5	31.3	37.4	36.8	37.2	34.8	26.0	22.0	17.5	14.3	10.1	7.9	5.6	4.2	2.2	1.9	1.9
91 33 MC U				15.5	19.8	24.6	38.3	42.1	50.4	49.5	44.2	41.3	36.8	31.2	27.4	22.4	19.2	15.0	12.1	9.1	6.8	5.9	5.9
91 34 UC R	6.2	12.4	14.9	19.1	24.4	30.3	36.5	40.2	48.0														
91 34 UC A	11.1	22.2	26.7	34.3	43.8	54.4	65.5	72.0	86.1														
92 3 U A	9.8	19.5	23.5	30.2	38.6	47.9	57.7	63.5															
92 4 UC R				27.1	34.7	43.1	38.8	42.7	51.0	50.1	44.8	41.8	37.3	31.6	27.8	22.7	19.4	15.2	12.2	9.3	6.9	6.0	6.0
92 4 A U				31.0	39.7	49.3	50.3	55.4	66.2	65.0	53.8	50.2	42.2	35.8	23.6	19.3	16.5	12.1	9.7	7.3	5.5	4.7	4.7
92 33 MC U				15.5	19.8	24.6	21.8	23.9	28.6	28.1	35.4	33.0	26.9	22.8	25.4	20.7	17.7	13.9	11.2	8.5	6.3	5.5	5.5
92 35 UC R				27.1	34.7	43.1	34.1	37.5	44.8	44.0	39.3	36.7	32.8	27.8	24.4	19.9	17.0	13.4	10.7	8.1	2.2	1.9	1.9
92 35 U A				31.0	39.7	49.3	36.3	39.9	47.8	46.9	41.9	39.1	34.9	29.6	26.0	21.2	18.2	14.2	11.5	8.7	2.2	1.9	1.9
93 4 U R				27.1	34.7	43.1	31.4	34.5	41.3	40.5	36.2	33.8	30.2	25.6	22.4	18.3	15.7	12.3	9.9	7.5	5.6	4.8	4.8
93 4 U A				31.0	39.7	49.3	32.8	36.0	43.1	42.3	45.6	42.6	31.7	26.9	10.1	8.2	5.5	4.3	2.8	2.1	1.6	1.4	1.4
93 33 MC U				15.5	19.8	24.6	20.6	22.7	27.1	26.6	35.9	33.5	26.2	22.2	27.7	22.6	19.4	15.2	12.2	9.2	6.8	6.0	6.0
93 35 UC R				27.1	34.7	43.1	28.2	31.1	37.1	36.5	32.6	30.4	27.1	23.0	20.2	16.5	14.1	11.1	8.9	6.7	2.2	1.9	1.9
93 35 U A				31.0	39.7	49.3	34.1	37.5	44.9	44.1	39.3	36.7	32.8	27.8	24.4	19.9	17.0	13.4	10.8	8.1	2.2	1.9	1.9
94 3 U A	9.4	18.8	22.6	29.0	37.1	46.1	55.5	61.0															
94 33 MC U				15.5	19.8	24.6	20.8	22.9	27.4	26.9	34.5	32.2	27.3	23.1	27.7	22.6	19.4	15.2	12.2	9.2	6.9	6.0	6.0
94 36 UC R		13.0		25.0																			
94 37 U U	6.5	13.0	15.7	20.1	27.5	34.1	45.1	49.7															
95 3 U A	6.7	13.3	27.2	34.9	50.9	63.1	55.0	60.5															
95 4 U U				31.0	39.7	49.3	37.8	41.6	49.7	48.9	43.6	40.7	36.4	30.8	27.1	22.1	18.9	14.8	11.9	9.0	2.2	1.9	1.9
95 33 MC U				15.5	19.8	24.6	20.1	22.1	26.4	25.9	35.2	32.8	27.4	23.2	27.9	22.8	19.5	15.3	12.3	9.3	6.9	6.0	6.0
95 35 U U				31.0	39.7	49.3	38.9	42.8	51.2	50.3	44.9	41.9	37.4	31.8	27.9	22.8	19.5	15.3	12.3	9.3	2.2	1.9	1.9

West Germany

Frequency	Age group																					
Product Source Year	12	13	14	15	16	17	18	19	20	21 - 24	25 - 29	30 - 34	35 - 39	40 - 44	45 - 49	50 - 54	55 - 59	60 - 64	65 - 69	70 - 74	75 - 79	80 - 84	85+
50 11 UC U			21.3	27.4	34.0	41.9	49.8	55.3	61.4	71.1	73.5	71.7	69.3	66.9	65.6	62.0	59.6	54.7	49.2	42.5	37.7	32.2	28.0
50 11 A U			33.2	41.3	52.0	63.7	76.2	85.2	94.2	91.5	93.3	95.1	96.9	97.8	96.9	96.0	93.3	90.6	84.3	76.2	69.1	67.3	67.3
55 11 UC U			22.8	29.3	36.5	45.0	53.4	59.3	65.8	76.2	78.8	76.9	74.3	71.7	70.4	66.5	63.9	58.6	52.8	45.6	40.4	34.5	30.0
55 11 A U			31.5	39.1	49.3	60.4	72.3	80.8	89.3	86.7	88.4	90.1	91.8	92.7	91.8	91.0	88.4	85.9	79.9	72.3	65.5	63.8	63.8
58 12 UC U				20.0	34.7	42.7	50.8	56.3	62.5	72.4	74.9	73.0	70.6	68.1	66.8	63.1	60.7	55.7	50.1	43.3	38.4	41.4	35.9
58 12 A U				20.0	44.4	54.3	65.0	72.7	80.3	78.0	79.6	81.1	82.6	83.4	82.6	81.8	79.6	77.3	71.9	65.0	58.9	50.0	50.0
60 11 UC U			21.5	27.7	34.5	42.5	50.5	56.0	62.2	72.0	74.5	72.6	70.2	67.7	66.5	62.8	60.3	55.4	49.9	43.1	38.2	32.6	28.3
60 11 A U			29.4	36.5	46.0	56.4	67.5	75.4	83.3	81.0	82.5	84.1	85.7	86.5	85.7	84.9	82.5	80.2	74.6	67.5	61.1	59.5	59.5
60 13 MC R				22.0	27.4	33.7	40.1	44.5	49.3	57.2	59.1	57.6	55.7	53.7	52.8	49.8	47.9	44.0	39.6	34.2	30.3	25.9	22.5
60 13 A U				35.6	44.9	55.0	65.8	73.6	81.3	79.0	80.6	82.1	83.7	84.4	83.7	82.9	80.6	78.2	72.8	65.8	59.6	58.1	58.1
63 14 UC U				26.8	33.4	41.1	48.9	54.3	60.2	63.0	65.1	63.5	61.3	59.2	58.1	54.9	52.7	48.4	43.6	37.7	33.4	28.5	24.8
63 14 A U				29.4	37.1	45.4	54.3	60.7	67.1	69.6	71.0	72.4	73.7	74.4	73.7	73.1	71.0	69.0	64.2	58.0	52.6	51.2	51.2
65 11 UC U			21.4	27.5	34.3	42.2	50.2	55.7	61.8	71.6	74.1	72.2	69.8	67.3	66.1	62.4	60.0	55.1	49.6	42.8	38.0	32.4	28.2
65 11 A U			27.8	34.5	43.5	53.3	63.8	71.3	78.8	76.6	78.1	79.6	81.1	81.8	81.1	80.3	78.1	75.8	70.6	63.8	57.8	56.3	56.3
65 12 UC U				15.0	31.0	38.2	45.4	50.4	56.0	64.8	67.1	65.4	63.2	61.0	59.9	56.5	54.3	49.9	44.9	38.8	34.4	31.3	27.2
65 27 U U	12.4	24.0	28.6	35.6	44.9	55.0	65.8	73.5															
65 28 U U			36.7	45.6	48.7	53.7	64.3	71.9															
65 29 U U			40.3	50.0	52.1	56.4	67.6	75.5															
67 5 MC U				23.4	29.1	35.8	42.6	47.3	52.4	60.8	62.8	61.3	59.2	57.1	56.1	53.0	50.9	46.7	42.1	36.4	32.2	27.5	23.9
67 5 A U				28.7	36.2	44.3	53.1	59.3	65.5	63.7	64.9	66.2	67.4	68.0	67.4	66.8	64.9	63.1	58.7	53.1	48.1	46.8	46.8
67 9 U U		35.1	41.9	52.1	49.2	60.2	72.1	80.6															
67 15 UC U			20.9	26.8	33.4	41.1	48.9	54.2	60.2	69.7	72.1	70.3	68.0	65.6	64.4	60.8	58.4	53.7	48.3	44.4	39.3	33.6	29.2
70 3 A A				20.0	34.0	41.6	49.9	55.7	61.6	59.8	61.0	62.2	63.4	63.9	63.4	62.8	61.0	59.2	55.1	49.9	45.2	44.0	44.0
70 8 UC U			36.5	47.0	58.5	72.0	85.6	95.0															
70 8 A U			39.5	49.1	61.9	75.8	90.8	****															
70 11 UC U			19.4	25.0	31.1	38.3	45.5	50.5	56.0	64.9	67.1	65.4	63.2	61.0	59.9	56.6	54.4	49.9	44.9	38.8	34.4	29.4	25.5
70 11 A U			25.2	31.4	39.5	48.4	57.9	64.8	71.6	69.5	70.9	72.3	73.6	74.3	73.6	72.9	70.9	68.9	64.1	57.9	52.5	51.1	51.1
71 13 MC R				21.9	27.3	33.6	40.0	44.4	49.3	57.1	59.0	57.5	55.6	53.6	52.7	49.7	47.8	43.9	39.5	34.1	30.2	25.8	22.4
71 16 UC U				26.2	32.7	40.2	47.8	53.1	48.7	56.4	58.3	56.9	54.9	53.0	52.0	49.1	47.2	43.4	39.9	34.5	30.5	26.1	22.7
71 16 A U				29.2	36.8	45.0	53.9	60.2	62.6	60.9	62.1	63.2	64.4	65.0	64.4	63.8	62.1	60.3	49.0	44.3	40.1	39.1	39.1
72 68 U R			22.2	27.6	34.8	42.6	50.9	56.9	62.9	61.1													
72 68 U A			32.1	40.0	50.4	61.7	73.8	82.5	91.2	88.6													
73 6 U U				29.2	36.8	45.0	53.9	60.2	66.1	64.2	65.5	63.0	64.2	64.8	64.2	68.9	67.0	65.1	49.0	44.3	40.2	39.1	39.1
73 7 * U				26.2	32.7	40.2	47.8	53.1	49.5	57.4	59.3	57.8	55.9	53.9	52.9	50.0	48.0	44.1	34.3	29.6	26.2	22.4	19.5
73 11 UC U				15.0	28.7	35.3	42.0	46.6	51.7	59.9	62.0	60.5	58.4	56.4	55.3	52.3	50.2	46.1	41.5	35.9	31.8	27.2	23.6
73 11 A U				15.0	37.5	45.9	55.0	61.4	67.9	65.9	67.2	68.5	69.8	70.5	69.8	69.2	67.2	65.3	60.8	55.0	49.8	48.5	48.5
73 31 U A	10.5	20.3	24.2	30.1	38.0	46.5	55.6	62.2	68.7	66.8													
74 5 MC U				18.5	23.0	28.4	33.7	37.4	41.5	48.1	49.7	48.5	46.8	45.2	44.4	41.9	40.3	37.0	33.3	28.8	25.5	21.8	18.9
74 5 A U				21.2	26.8	32.7	39.2	43.8	48.4	47.0	48.0	48.9	49.8	50.3	49.8	49.4	48.0	46.6	43.4	39.2	35.5	34.6	34.6
74 11 UC U			16.6	21.4	26.6	32.8	39.0	43.3	48.0	55.6	57.5	56.1	54.2	52.3	51.4	48.5	46.6	42.8	38.5	33.3	29.5	25.2	21.9
74 11 A U			20.8	25.8	32.5	39.8	47.7	53.3	58.9	57.2	58.4	59.5	60.6	61.2	60.6	60.0	58.4	56.7	52.7	47.7	43.2	42.1	42.1
74 12 UC U				15.0	25.2	31.0	36.9	40.9	45.4	52.6	54.4	53.0	51.2	49.4	48.5	45.8	44.0	40.5	36.4	31.5	27.9	31.4	27.3
74 22 U A	13.7	26.5	31.6	39.3	49.5	60.6	72.6	81.1															
74 33 A U			26.1	32.5	41.0	50.2	60.1	67.1	74.2	72.1													
75 1 TC A			18.4	23.6	29.4	36.2	43.0	47.8	53.0	61.4	63.5	43.8	42.3	39.3	38.6	43.7	42.0	30.6	27.6	23.8	21.1	18.0	15.7
75 1 A A			18.1	22.6	28.4	34.8	41.7	46.6	51.5	50.0	51.0	52.0	53.0	53.4	53.0	52.5	51.0	49.5	46.1	41.7	37.8	36.8	36.8
75 11 UC U			17.7	22.8	28.4	35.0	41.6	46.1	51.2	59.3	61.3	59.8	57.8	55.8	54.7	51.7	49.7	45.6	41.1	35.5	31.4	26.9	23.3
75 11 A U			22.7	28.2	35.5	43.5	52.1	58.2	64.4	62.5	63.7	65.0	66.2	66.8	66.2	65.6	63.7	61.9	57.6	52.1	47.2	46.0	46.0
75 13 MC R				17.5	21.8	26.9	31.9	35.5	39.3	45.6	47.1	46.0	44.4	42.9	42.1	39.7	38.2	35.1	31.6	27.3	24.2	20.6	17.9
75 15 UC U			15.4	19.9	24.7	30.5	36.2	40.2	44.6	51.6	53.4	52.1	50.3	48.6	47.7	45.0	43.3	39.7	35.8	43.8	38.8	33.2	28.8
75 15 A U			20.0	24.9	31.4	38.4	46.0	51.4	56.8	55.2	56.3	57.4	58.5	59.0	58.5	57.9	56.3	54.7	50.9	46.0	41.7	40.6	40.6
75 18* U U				10.0	26.0	34.0	42.0	49.0															
75 19 U U				60.0	61.0	62.0	59.0	64.0															

Frequency	Age group																					
Product Source Year	12	13	14	15	16	17	18	19	20	21 - 24	25 - 29	30 - 34	35 - 39	40 - 44	45 - 49	50 - 54	55 - 59	60 - 64	65 - 69	70 - 74	75 - 79	80 - 84	85+
76 3 A A			19.3	24.0	30.2	37.0	44.3	49.5	54.8	53.2	54.2	55.3	56.3	56.8	56.3	55.8	54.2	52.7	49.0	44.3	40.2	39.1	39.1
76 11 UC U			16.7	21.5	26.7	32.9	39.1	43.4	48.2	55.8	57.8	56.3	54.4	52.5	51.6	48.7	46.8	43.0	38.7	33.4	29.6	25.3	22.0
76 11 A U			20.8	25.9	32.6	39.9	47.8	53.4	59.1	57.4	58.5	59.6	60.7	61.3	60.7	60.2	58.5	56.8	52.9	47.8	43.3	42.2	42.2
76 13 MC R			13.9	17.8	22.2	27.3	32.5	36.0	40.0	46.3	47.9	46.7	45.2	43.6	42.8	40.4	38.8	35.6	32.1	27.7	24.6	21.0	18.2
76 31 U A	9.9	19.2	23.0	28.5	36.0	44.1	52.7	59.0	65.2	63.3													
76 68 U R			18.8	23.3	29.4	36.0	43.1	48.2	53.3	51.8													
76 68 U A			30.2	37.6	47.4	58.0	69.4	77.6	85.8	83.3													
77 1 TC A			19.1	24.6	30.6	37.7	44.8	49.8	55.2	64.0	66.2	46.9	45.3	47.4	46.5	38.7	37.2	28.7	25.8	22.3	19.8	16.9	14.7
77 1 A A			18.2	22.6	28.5	34.9	41.8	46.7	51.6	50.1	51.1	52.1	53.1	53.5	53.1	52.6	51.1	49.6	46.2	41.8	37.8	36.8	36.8
77 11 UC U			16.0	20.6	25.6	31.6	37.5	41.6	46.2	53.5	55.4	54.0	52.2	50.3	49.4	46.7	44.8	41.2	37.1	32.0	28.4	24.2	21.0
77 11 A U			20.1	25.0	31.5	38.5	46.1	51.5	57.0	55.3	56.4	57.5	58.6	59.1	58.6	58.0	56.4	54.8	51.0	46.1	41.8	40.7	40.7
77 13 MC R			12.8	16.5	20.5	25.3	30.0	33.3	37.0	42.8	44.3	43.2	41.7	40.3	39.5	37.3	35.9	32.9	29.6	25.6	22.7	19.4	16.8
77 17 UC U			15.3	19.6	24.4	30.1	35.8	39.7	44.1	51.1	52.8	51.5	49.8	48.0	47.1	44.5	42.8	39.3	34.5	29.8	26.4	22.6	19.6
77 17 A U			18.5	23.1	29.1	35.6	42.6	47.6	52.6	51.1	52.1	53.1	54.1	54.6	54.1	53.6	52.1	50.6	43.9	39.7	35.9	35.0	35.0
78 11 UC U			16.7	21.5	26.8	33.0	39.2	43.5	48.3	55.9	57.9	56.4	54.5	52.6	51.6	48.8	46.9	43.0	38.7	33.5	29.6	25.3	22.0
78 11 A U			20.8	25.9	32.7	40.0	47.9	53.5	59.1	57.5	58.6	59.7	60.8	61.4	60.8	60.3	58.6	56.9	52.9	47.9	43.4	42.2	42.2
78 13 MC R			13.2	16.9	21.1	26.0	30.9	34.3	38.0	44.0	45.6	44.4	42.9	41.4	40.7	38.4	36.9	33.9	30.5	26.4	23.3	20.0	17.3
78 16 UC U				26.2	32.7	40.2	47.8	53.1	44.0	50.9	52.7	51.4	49.6	47.9	47.0	44.4	42.7	39.2	34.6	29.9	26.5	22.7	19.7
78 16 A U				25.9	32.7	40.0	47.9	53.5	54.6	53.0	54.0	55.1	56.1	56.6	56.1	55.6	54.0	52.5	43.9	39.7	36.0	35.1	35.1
78 20 U U	7.3	14.1	16.8	20.9	26.3	32.2	38.5	43.1															
78 34 UC U				12.0	22.7	28.0	33.3	37.0	41.0	47.5	49.2	47.9	46.3	44.7	43.9	41.4	39.8	36.6	32.9	27.5	24.3	20.8	18.1
78 67 TC R			3.2	4.2	19.1	23.5	36.6	40.6	41.7	48.4	47.8	45.2	43.7	42.4	41.6	40.1	38.5	31.1	30.8	26.6	23.5	20.1	17.5
78 67 A R			3.3	4.1	19.5	23.8	36.9	41.3	49.4	48.0	49.5	46.1	47.0	44.9	44.5	44.2	43.0	37.7	39.5	35.7	32.4	31.5	31.5
78 67 A A			6.1	7.6	27.3	33.5	46.0	51.4	57.4	55.8	56.9	52.7	53.7	50.8	50.3	50.1	48.7	45.0	39.4	35.7	32.3	31.5	31.5
79 1 TC A			18.0	23.2	28.9	35.6	42.3	46.9	52.1	60.3	62.4	43.8	42.3	40.3	39.6	42.8	41.1	34.0	30.6	26.4	23.4	20.0	17.4
79 1 A A			18.2	22.6	28.5	34.9	41.8	46.7	51.6	50.2	51.1	52.1	53.1	53.6	53.1	52.6	51.1	49.7	46.2	41.8	37.9	36.9	36.9
79 2 TC A			21.7	27.8	34.6	42.7	50.7	56.3	48.2	55.9	57.8	43.8	42.3	40.3	39.6	42.8	41.1	34.0	30.6	26.4	23.4	20.0	17.4
79 2 A A			22.1	27.4	34.6	42.4	50.7	56.7	64.0	62.2	63.4	48.5	49.4	43.2	42.8	52.7	51.2	47.8	44.5	40.3	36.5	35.5	35.5
79 11 UC U			15.7	20.2	25.1	30.9	36.7	40.8	45.2	52.4	54.2	52.8	51.1	49.3	48.4	45.7	43.9	40.3	36.3	31.3	27.8	23.7	20.6
79 11 A U			19.7	24.5	30.9	37.8	45.3	50.6	55.9	54.3	55.4	56.5	57.5	58.1	57.5	57.0	55.4	53.8	50.1	45.3	41.0	40.0	40.0
79 13 MC R				17.2	21.4	26.3	31.3	34.7	38.5	44.6	46.1	45.0	43.5	41.9	41.2	38.9	37.4	34.3	30.9	26.7	23.6	20.2	17.5
79 35 U R	2.4	8.0	16.9	28.0	40.0																		
79 35 U A	28.6	29.0	36.4	49.0	52.5																		
80 3 A A			17.8	22.1	27.9	34.2	40.9	45.7	50.5	49.1	50.1	51.0	52.0	52.5	52.0	51.5	50.1	48.6	45.3	40.9	37.1	36.1	36.1
80 11 UC U			17.5	22.4	27.9	34.4	40.9	45.4	50.4	58.3	60.3	58.8	56.8	54.8	53.8	50.9	48.9	44.9	40.4	34.9	30.9	26.4	22.9
80 11 A U			20.1	25.0	31.5	38.5	46.1	51.6	57.0	55.4	56.5	57.5	58.6	59.2	58.6	58.1	56.5	54.8	51.0	46.1	41.8	40.7	40.7
80 31 U A	9.2	17.9	21.4	26.5	33.5	41.0	49.1	54.8	60.6	58.9													
81 1 TC R			9.9	12.7	15.8	19.5	23.2	25.7	44.0	50.9	52.7	37.6	36.3	33.3	32.7	30.5	29.3	21.9	19.7	17.0	15.1	12.9	11.2
81 1 TC A			11.6	14.9	18.5	22.8	27.1	30.0	49.1	56.9	58.8	42.7	41.3	38.3	37.6	35.6	34.2	28.0	25.2	21.7	19.3	16.5	14.3
81 1 A A			14.0	17.4	22.0	26.9	32.2	36.0	69.1	67.2	68.5	54.5	55.5	46.2	45.8	45.6	44.3	45.6	42.4	38.4	34.8	33.9	33.9
81 3 A A			17.4	21.7	27.3	33.4	40.0	44.7	49.4	48.0	49.0	49.9	50.9	51.3	50.9	50.4	49.0	47.6	44.3	40.0	36.3	35.3	35.3
81 68 U A	8.9	17.3	20.6	25.6	32.3	39.5	47.3	52.9	58.5	56.8													
82 3 A A			19.3	24.0	30.2	37.0	44.3	49.5	54.8	53.2	54.2	55.3	56.3	56.8	56.3	55.8	54.2	52.7	49.0	44.3	40.2	39.1	39.1
82 21 U A			15.6	19.4	24.5	30.0	35.9	40.1	44.3	43.1	50.8	51.8	40.9	41.3	43.8	43.4	45.2	43.9	39.0	35.2	31.9	31.1	31.1
83 3 A A			18.1	22.5	28.4	34.8	41.6	46.5	51.4	50.0	51.0	51.9	52.9	53.4	52.9	52.4	51.0	49.5	46.1	41.6	37.7	36.7	36.7
84 1 A A			17.3	21.6	27.2	33.3	39.8	44.5	49.2	47.8	48.7	49.7	50.6	51.1	50.6	50.1	48.7	47.3	44.0	39.8	36.1	35.1	35.1
84 3 UC A			13.4	17.3	21.5	26.5	31.5	34.9	38.8	44.9	46.5	45.3	43.8	42.2	41.5	39.2	37.6	34.6	31.1	26.9	23.8	20.4	17.7
84 3 A A			18.5	23.0	28.9	35.4	42.4	47.4	52.4	50.9	51.9	52.9	53.9	54.4	53.9	53.4	51.9	50.4	46.9	42.4	38.4	37.4	37.4
84 4 MC A			12.0	15.4	19.1	23.6	28.0	31.1	48.3	55.9	57.8	60.0	57.9	47.4	46.6	29.6	28.4	40.0	36.0	31.1	27.6	23.6	20.4
84 4 TC A			13.0	16.8	20.9	25.7	30.5	33.9	50.9	58.9	60.9	61.0	58.9	47.4	46.6	29.6	28.4	41.2	37.1	32.1	28.4	24.3	21.1
84 4 A A			13.3	16.5	20.8	25.5	30.5	34.1	63.0	61.2	62.4	65.4	66.7	49.2	48.8	31.4	30.5	45.5	42.3	38.3	34.7	33.8	33.8
84 23 UC R				24.4	30.4	37.4	44.4	49.3	54.7	63.4	65.6	64.0	49.0	47.3	44.5	42.0	43.2	39.6	35.7	30.8	27.3	23.3	20.3
84 23 A A				29.4	37.1	45.4	54.3	60.7	67.1	65.2	66.5	67.8	52.4	52.9	49.7	49.2	47.4	46.0	42.8	38.7	35.1	34.2	34.2

Frequency	Age group																					
Product Source Year	12	13	14	15	16	17	18	19	20	21 - 24	25 - 29	30 - 34	35 - 39	40 - 44	45 - 49	50 - 54	55 - 59	60 - 64	65 - 69	70 - 74	75 - 79	80 - 84	85+
85 5 MC U				12.7	15.8	19.5	23.2	25.7	28.6	33.1	34.2	33.4	32.2	31.1	30.5	28.8	27.7	25.4	22.9	19.8	17.5	15.0	13.0
85 5 A U				15.6	19.6	24.0	28.8	32.2	35.6	34.5	35.2	35.9	36.6	36.9	36.6	36.2	35.2	34.2	31.8	28.8	26.1	25.4	25.4
85 24 UC R				17.4	21.6	26.7	31.7	35.2	39.0	45.2	46.7	45.6	34.1	32.9	34.7	32.8	24.1	22.1	19.9	17.2	15.2	13.0	11.3
85 24 A A				22.8	28.7	35.2	42.1	47.1	52.0	50.5	51.5	52.5	40.9	41.3	40.7	40.3	31.1	30.2	28.1	25.4	23.0	22.4	22.4
85 25 UC R				17.4	21.6	26.7	31.7	35.2	39.0	45.2	46.7	45.6	41.6	40.1	36.8	34.7	31.1	28.6	25.7	22.2	19.7	16.8	14.6
85 25 A A				23.4	29.5	36.1	43.2	48.2	53.3	51.8	52.8	53.8	44.4	44.8	39.7	39.3	34.0	33.0	30.8	27.8	25.2	24.5	24.5
85 26 UC R				15.8	19.7	24.3	28.9	32.0	35.6	41.2	42.6	41.5	33.4	32.2	28.2	26.6	28.7	26.4	23.7	20.5	18.2	15.5	13.5
85 26 A A				21.7	27.4	33.6	40.2	44.9	49.6	48.2	49.2	50.1	39.9	40.3	35.6	35.3	38.0	36.9	34.3	31.0	28.1	27.4	27.4
85 36 U U				21.8	27.4	33.6	40.2	44.9	49.7	48.3	49.2	50.7	51.7	39.3	38.9	36.8	35.8	31.9	29.7	26.9	24.3	23.7	23.7
85 37 A R				23.8	30.1	36.8	44.1	49.2	54.4	52.9	53.9	54.9	48.3	48.7	39.5	39.1	37.7	36.6	34.1	30.8	27.9	27.2	27.2
88 36 U U				22.0	27.8	34.0	40.7	45.5	50.3	48.8	49.8	53.0	54.0	44.2	43.8	34.7	33.8	36.4	33.9	30.6	27.7	27.0	27.0
89 67 TC R				10.6	13.1	16.2	19.2	21.4	31.9	36.9	41.4	42.0	38.7	36.1	32.4	29.0	27.2	24.3	18.6	13.7	10.6	9.1	7.9
89 67 A R				10.7	13.5	16.5	19.8	22.1	37.8	36.7	42.6	43.6	40.8	38.5	35.1	31.8	30.5	27.9	22.6	18.4	15.8	15.4	15.4
89 67 A A				13.9	17.6	21.5	25.7	28.8	44.7	43.4	48.4	49.4	46.7	43.8	40.0	36.6	34.7	32.3	26.8	23.5	20.9	20.3	20.3
89 67 A A				19.8	25.0	30.6	36.6	41.0	45.3	44.0	44.8	45.7	46.6	38.7	38.4	38.0	36.9	35.9	26.2	23.7	21.4	20.9	20.9
90 36 U U				19.6	22.2	25.3	28.4	35.3	39.5	44.9	46.4	49.0	47.8	41.5	39.4	34.0	30.7	25.8	23.5	20.0	16.8	13.7	11.8
90 38 U R			5.0	13.0																			
90 38 U A	1.0	10.7	11.8	13.3																			
91 39 UC R	6.6	12.9	14.1	16.0	18.2																		
91 39 UC A	11.3	22.0	24.1	27.3	31.1																		
92 40 U R	2.4																						
92 41 U R	2.4																						
92 67 TC R				11.6	13.2	15.0	16.8	20.9	30.4	34.5	38.6	41.0	40.5	36.0	33.4	28.3	24.9	22.2	17.6	14.5	10.4	8.4	7.3
92 67 A R				11.9	13.5	15.4	17.3	21.4	31.3	35.6	39.8	42.7	42.6	38.4	36.3	31.1	27.7	25.0	20.8	17.5	14.5	11.8	10.1
92 67 A A				15.0	17.1	19.5	21.8	27.1	36.3	41.2	45.2	47.3	47.6	42.8	40.7	35.1	31.3	28.6	23.8	21.5	18.6	15.1	13.0
92 67 A A				18.7	21.3	24.3	27.2	33.8	37.9	43.0	44.5	45.6	44.5	41.2	39.1	36.3	32.7	28.5	24.9	21.2	17.8	14.5	12.4
93 68 A R	7.4	14.5	15.9	18.0	20.5	23.3	26.1	32.5	36.4	41.3													
93 68 A A	10.5	20.5	22.5	25.5	29.0	33.0	37.0	46.0	51.4	58.4													
94 42 UC R		8.0		21.0																			

East Germany

Frequency	Age group																					
Product Source Year	12	13	14	15	16	17	18	19	20	21 - 24	25 - 29	30 - 34	35 - 39	40 - 44	45 - 49	50 - 54	55 - 59	60 - 64	65 - 69	70 - 74	75 - 79	80 - 84	85+
60 43 UC R				19.9	24.8	30.6	36.3	40.3	44.7	51.8	53.6	52.3	49.7	48.0	43.3	40.9	37.4	34.3	30.9	26.7	23.6	20.2	17.5
69 44 UC R	11.5	23.0	26.9	34.6	43.0	53.0	63.0	69.9															
69 44 UC A	15.0	30.0	35.0	45.0	56.1	69.1	82.1	91.1															
69 44 A A	15.7	30.4	36.3	45.1	56.9	69.6	83.3	93.1															
70 45 A R		10.0																					
70 45 A A		38.0																					
70 65 U U			14.5	15.0	39.0	26.4	60.7	57.1	54.2														
71 43 UC R				21.1	26.3	32.4	38.5	42.7	47.4	54.9	56.8	55.4	53.9	52.0	52.2	49.3	46.1	42.3	38.1	32.9	29.2	24.9	21.6
71 45 A R			17.0																				
71 45 A A			40.0																				
71 46 U U							54.8	61.2															
71 47*UC U				23.8	29.6	36.5	53.3	59.1	50.2	58.1	60.1	53.5	51.7	58.0	57.0	53.5	51.4	43.2	38.9	33.6	29.8	25.5	22.1
71 47 A U				23.7	29.8	36.5	54.7	61.1	64.4	62.6	63.8	59.9	61.0	64.8	64.3	69.3	67.4	64.0	59.5	53.8	48.8	47.5	47.5
71 48*UC U				23.7	29.5	36.3	43.2	47.9	53.2	61.6	63.7	62.1	60.0	56.8	55.4	54.7	49.2	43.4	39.1	33.8	29.9	25.6	22.2
71 48 A U				27.3	34.5	42.2	50.5	56.5	62.4	60.6	61.8	63.0	64.2	65.5	62.6	63.4	63.9	60.5	56.3	50.9	46.1	44.9	44.9
72 45 A R				38.0																			
72 45 A A				54.0																			
73 48 UC U																							
73 48 A U																							
73 49 UC U				20.4	25.4	31.3	37.3	41.3	45.9	53.2	55.0	53.6	51.8	50.0	49.1	46.3	44.5	40.9	36.8	31.8	28.2	24.1	20.9
73 49 A U				25.0	31.5	38.5	46.1	51.5	57.0	55.3	56.4	57.5	58.6	59.1	58.6	58.0	56.4	54.8	51.0	46.1	41.8	40.7	40.7
75 45 A R							52.9	59.1															
75 45 UC A							59.2	65.6															
75 45 A A							61.4	68.6															
75 50 U U						40.9	49.0	54.7	60.5	58.8													
76 51 UC R	0.0	2.0	4.0	22.0	30.0																		

Frequency	Age group																					
Product Source Year	12	13	14	15	16	17	18	19	20	21 - 24	25 - 29	30 - 34	35 - 39	40 - 44	45 - 49	50 - 54	55 - 59	60 - 64	65 - 69	70 - 74	75 - 79	80 - 84	85+
77 43 UC R				20.3	25.3	31.1	37.0	41.1	45.6	52.8	54.6	53.3	47.8	46.1	50.1	47.4	46.9	43.0	38.7	33.5	29.7	25.3	22.0
77 52 U *	1.7	2.1	22.3	39.4																			
77 52 U R	7.1	10.7	35.3	47.7																			
77 52 U A	12.1	22.3	43.3	56.0																			
81 45 A R		12.0																					
81 45 A A		31.0																					
81 54 UC R	1.7																						
81 54 UC A	14.6																						
82 45 A R			25.0																				
82 45 A A			47.0																				
82 55 U U	18.0	27.0	37.0	51.0																			
83 45 A R				40.0																			
83 45 A A				53.0																			
83 46 U U							51.9	58.1															
83 56 U *	1.2	7.7	18.6	27.1																			
83 56 U R	4.2	13.1	26.1	32.8																			
83 56 U A	15.6	23.9	37.3	40.0																			
83 62 UC R				19.7	24.5	30.2	35.9	39.8	44.2	51.2	52.9	51.6	43.1	41.6	35.9	33.9	31.2	28.7	25.8	22.3	19.8	16.9	14.7
84 43 UC R				19.6	24.4	30.0	35.7	39.6	43.9	50.9	52.6	51.3	42.9	41.4	35.9	33.9	31.1	28.6	25.7	22.2	19.7	16.8	14.6
84 57 UC R				17.2	21.4	26.4	31.4	34.8	38.6	44.7	46.3	45.1	41.8	40.3	29.0	27.4	26.1	24.0	21.6	18.7	16.5	14.1	12.3
84 57 A A				23.8	30.0	36.7	44.0	49.1	54.3	52.8	53.8	54.8	44.5	44.9	34.2	33.9	28.2	27.3	25.4	23.0	20.8	20.3	20.3
84 59 UC R				22.0	27.4	33.8	40.1	44.5	49.4	57.3	59.2	57.8	45.7	44.1	41.4	39.1	30.4	27.9	25.1	21.7	19.2	16.4	14.3
84 59 A A				27.9	35.1	43.0	51.5	57.6	63.6	61.8	63.0	64.2	50.3	50.8	45.1	44.7	38.5	37.4	34.8	31.5	28.5	27.8	27.8
84 60 UC R				20.4	25.4	31.3	37.3	41.3	45.9	53.2	55.0	53.6	37.7	36.4	36.2	34.2	39.0	35.8	32.2	27.9	24.7	21.1	18.3
84 60 A A				24.8	31.3	38.3	45.9	51.3	56.7	55.1	56.2	57.2	40.5	40.9	38.5	38.1	39.5	38.4	35.7	32.3	29.2	28.5	28.5
84 61 UC R				22.4	27.9	34.3	40.8	45.3	50.3	58.2	60.2	58.7	41.9	40.4	39.2	37.0	42.1	38.7	34.8	30.1	26.6	22.8	19.8
84 61 A A				26.1	32.9	40.2	48.2	53.8	59.5	57.8	58.9	60.1	41.3	41.7	40.2	39.8	46.6	45.2	42.1	38.1	34.5	33.6	33.6
85 54 UC R					40.8																		
85 54 UC A					62.0																		
85 58 UC R				14.6	18.2	22.5	26.7	29.6	32.9	38.1	39.4	38.4	36.9	35.6	27.4	25.8	28.4	26.1	23.4	20.3	17.9	15.3	13.3
85 58 A A				19.5	24.6	30.1	36.0	40.3	44.5	43.2	44.1	44.9	40.9	41.3	37.5	37.1	39.0	37.8	35.2	31.9	28.9	28.1	28.1
86 63 U R	11.6	35.9	44.1	50.0																			
86 63 U A	15.5	42.1	50.2	54.5																			
88 43 UC R				19.6	24.4	30.0	35.7	39.6	43.9	50.9	52.6	51.3	36.5	35.3	33.9	32.0	30.0	27.6	24.8	21.4	19.0	16.2	14.1
88 62 UC R				19.5	24.2	29.8	35.5	39.3	43.7	50.6	52.3	51.0	36.0	34.8	33.7	31.8	29.5	27.1	24.4	21.1	18.7	15.9	13.8
88 64 U R				32.9	41.5	50.8	51.3	57.4	63.4	61.6	50.6	51.6	48.0	48.5	36.3	35.9	41.5	40.3	27.3	24.7	22.4	21.8	21.8
91 43 UC R				22.1	25.1	28.6	32.0	39.8	44.6	50.7	52.4	53.7	45.7	44.2	33.3	30.9	24.5	21.3	19.5	16.6	13.9	11.3	9.7
91 66 U U				22.2	25.2	28.7	32.2	40.0	44.8	50.9	52.6	52.7	51.4	39.1	37.1	34.1	30.8	23.1	21.1	18.0	15.1	12.3	10.6
92 62 UC R				18.5	21.0	23.9	26.8	33.3	37.3	42.3	43.8	44.9	42.7	41.3	28.5	26.4	23.4	20.3	18.6	15.8	13.3	10.8	9.3
92 67 TC R				13.7	15.6	17.7	19.9	24.7	37.2	42.3	47.0	47.7	41.9	38.0	35.0	28.9	26.9	23.9	16.2	16.0	11.8	9.5	8.2
92 67 A R				13.9	15.8	18.0	20.2	25.1	37.7	42.8	47.6	48.4	42.6	38.9	36.4	30.8	29.2	26.1	19.7	19.3	17.8	14.5	12.4
92 67 A A				18.9	21.5	24.5	27.5	34.1	43.7	49.6	53.6	54.0	47.4	43.0	39.8	34.5	33.0	29.3	23.2	22.3	23.4	19.0	16.3
92 67 A A				21.2	24.1	27.5	30.8	38.3	42.9	48.7	50.4	51.6	50.4	41.3	39.2	36.4	32.8	28.6	26.7	22.7	19.1	15.5	13.4
93 68 A R	7.2	14.0	15.4	17.4	19.8	22.5	25.2	31.4	35.1	39.9													
93 68 A A	9.7	19.0	20.8	23.6	26.9	30.6	34.3	42.6	47.7	54.2													

Unified

Frequency	Age group																					
Product Source Year	12	13	14	15	16	17	18	19	20	21 - 24	25 - 29	30 - 34	35 - 39	40 - 44	45 - 49	50 - 54	55 - 59	60 - 64	65 - 69	70 - 74	75 - 79	80 - 84	85+
92 67 TC R				12.0	13.7	15.6	17.5	21.7	31.6	35.9	40.1	42.2	40.8	36.4	33.7	28.4	25.3	22.5	17.3	14.7	10.7	8.7	7.5
92 67 A R				12.3	14.0	16.0	17.9	22.3	32.4	36.8	41.2	43.8	42.6	38.5	36.4	31.0	28.0	25.3	20.6	17.8	15.1	12.2	10.5
92 67 A A				15.9	18.0	20.5	23.0	28.6	37.5	42.6	46.7	48.6	47.5	42.9	40.6	35.0	31.6	28.8	23.7	21.6	19.4	15.7	13.6
92 67 A A				19.2	21.8	24.8	27.9	34.6	38.8	44.0	45.5	46.7	45.5	41.2	39.1	36.3	32.7	28.5	25.3	21.5	18.1	14.7	12.6
93 68 A R	7.4	14.5	15.9	18.0	20.5	23.3	26.1	32.5	36.4	41.3													
93 68 A A	10.2	20.0	21.9	24.9	28.3	32.2	36.1	44.8	50.2	57.0													
95 67 TC R				12.5	14.2	16.2	18.1	22.5	31.7	36.0	39.4	41.2	41.2	37.2	33.3	28.3	24.2	20.7	16.8	12.8	9.4	7.6	6.6
95 67 A R				12.7	14.5	16.5	18.4	22.9	32.4	36.8	40.3	42.3	42.8	39.1	35.4	30.7	26.5	22.9	19.1	15.4	13.3	10.8	9.3
95 67 A A				16.2	18.5	21.0	23.5	29.3	37.5	42.6	45.9	47.5	47.7	43.3	39.7	34.5	29.8	26.3	22.7	18.3	16.5	13.4	11.5
95 67 A A				19.0	21.6	24.6	27.6	34.3	38.4	43.6	45.1	46.2	45.1	40.0	37.9	35.2	31.8	27.7	22.5	19.1	16.1	13.1	11.2

West Germany

Frequency	Age group																					
Product Source Year	12	13	14	15	16	17	18	19	20	21 - 24	25 - 29	30 - 34	35 - 39	40 - 44	45 - 49	50 - 54	55 - 59	60 - 64	65 - 69	70 - 74	75 - 79	80 - 84	85+
50 11 UC U			11.1	14.2	18.2	22.6	27.2	29.9	35.7	35.1	31.4	29.3	26.1	22.2	19.4	15.9	13.6	10.7	8.6	6.5	4.8	4.2	4.2
50 11 A U			11.1	14.2	18.2	22.6	27.2	29.9	35.7	35.1	31.4	29.3	26.1	22.2	19.4	15.9	13.6	10.7	8.6	6.5	4.8	4.2	4.2
55 11 UC U			11.3	14.5	18.6	23.1	27.8	30.6	36.5	35.9	32.0	29.9	26.7	22.6	19.9	16.2	13.9	10.9	8.8	6.6	4.9	4.3	4.3
55 11 A U			11.3	14.5	18.6	23.1	27.8	30.6	36.5	35.9	32.0	29.9	26.7	22.6	19.9	16.2	13.9	10.9	8.8	6.6	4.9	4.3	4.3
58 12 UC U																							
58 12 A U																							
60 11 UC U			12.0	15.4	19.7	24.4	29.4	32.4	38.7	38.0	34.0	31.7	28.3	24.0	21.1	17.2	14.7	11.5	9.3	7.0	5.2	4.5	4.5
60 11 A U			12.0	15.4	19.7	24.4	29.4	32.4	38.7	38.0	34.0	31.7	28.3	24.0	21.1	17.2	14.7	11.5	9.3	7.0	5.2	4.5	4.5
60 13 MC R				9.0	11.6	14.3	17.3	19.0	22.7	22.3	19.9	18.6	16.6	14.1	12.4	10.1	8.6	6.8	5.4	4.1	3.1	2.7	2.7
60 13 A U				16.0	20.5	25.4	30.6	33.6	40.2	39.5	35.3	32.9	29.4	24.9	21.9	17.9	15.3	12.0	9.6	7.3	5.4	4.7	4.7
63 14 UC U				9.0	11.5	14.3	17.2	19.0	22.7	28.7	25.6	23.9	21.4	18.1	15.9	13.0	11.1	8.7	7.0	5.3	3.9	3.4	3.4
63 14 A U				9.0	11.5	14.3	17.2	19.0	22.7	28.7	25.6	23.9	21.4	18.1	15.9	13.0	11.1	8.7	7.0	5.3	3.9	3.4	3.4
65 11 UC U			13.5	17.3	22.1	27.5	33.1	36.4	43.5	42.8	38.2	35.6	31.8	27.0	23.7	19.3	16.5	13.0	10.4	7.9	5.9	5.1	5.1
65 11 A U			13.5	17.3	22.1	27.5	33.1	36.4	43.5	42.8	38.2	35.6	31.8	27.0	23.7	19.3	16.5	13.0	10.4	7.9	5.9	5.1	5.1
65 12 UC U				10.0	16.1	20.0	24.0	26.4	31.6	31.1	27.7	25.9	23.1	19.6	17.2	14.1	12.0	9.4	7.6	5.7	4.3	5.0	5.0
65 27 U U	9.8	19.6	23.6	30.3	38.8	48.1	57.9	63.7															
65 28 U U			29.0	37.2	41.3	47.2	56.8	62.5															
65 29 U U			10.6	13.5	25.6	37.2	44.8	49.3															
67 5 MC U				14.3	18.3	22.7	27.3	30.1	36.0	35.3	31.6	29.4	26.3	22.3	19.6	16.0	13.7	10.7	8.6	6.5	4.8	4.2	4.2
67 5 A U				14.0	17.9	22.2	26.7	29.3	35.1	34.5	30.8	28.7	25.7	21.8	19.1	15.6	13.3	10.5	8.4	6.4	4.7	4.1	4.1
67 9 U U		18.0	21.7	27.9	35.7	44.4	53.4	58.7															
67 15 UC U			14.6	18.7	23.9	29.7	35.7	39.3	47.0	46.2	41.2	38.5	34.4	29.1	25.6	20.9	17.9	14.0	11.3	11.9	8.8	7.7	7.7
70 3 A A				15.0	22.3	27.7	33.4	36.7	43.9	43.1	38.5	35.9	32.1	27.2	23.9	19.5	16.7	13.1	10.5	8.0	5.9	5.1	5.1
70 8 UC U																							
70 8 A U																							
70 11 UC U			15.5	19.9	25.4	31.5	38.0	41.8	49.9	49.1	43.8	40.9	36.5	31.0	27.2	22.2	19.0	14.9	12.0	9.1	6.7	5.8	5.8
70 11 A U			15.5	19.9	25.4	31.5	38.0	41.8	49.9	49.1	43.8	40.9	36.5	31.0	27.2	22.2	19.0	14.9	12.0	9.1	6.7	5.8	5.8
71 13 MC R				15.3	19.6	24.4	29.3	32.3	38.6	37.9	33.8	31.6	28.2	23.9	21.0	17.1	14.7	11.5	9.3	7.0	5.2	4.5	4.5
71 16 UC U																							
71 16 A U																							
72 68 U R			13.5	17.3	22.2	27.6	33.2	36.5	43.6	42.9													
72 68 U A			26.2	33.6	43.0	53.4	64.3	70.8	84.6	83.1													
73 6 U U				17.1	21.9	27.2	32.7	36.0	42.2	41.4	37.0	34.5	30.8	26.1	22.9	18.7	16.0	12.6	13.1	9.9	7.3	6.4	6.4
73 7 * U				16.5	21.1	26.2	31.5	34.7	40.6	39.9	35.6	33.2	29.7	25.2	22.1	18.0	15.4	12.1	13.1	9.9	7.3	6.4	6.4
73 11 UC U				15.0	27.9	34.7	41.7	45.9	54.9	53.9	48.2	44.9	40.1	34.0	29.9	24.4	20.9	16.4	13.2	10.0	7.4	6.4	6.4
73 11 A U				15.0	27.9	34.7	41.7	45.9	54.9	53.9	48.2	44.9	40.1	34.0	29.9	24.4	20.9	16.4	13.2	10.0	7.4	6.4	6.4
73 31 U A	7.6	15.2	18.3	23.5	30.0	37.3	44.9	49.4	59.0	58.0													
74 5 MC U				16.8	21.5	26.7	32.1	35.3	42.2	41.5	37.0	34.6	30.9	26.2	23.0	18.8	16.0	12.6	10.1	7.7	5.7	4.9	4.9
74 5 A U				17.4	22.3	27.6	33.3	36.6	43.8	43.0	38.4	35.8	32.0	27.1	23.8	19.4	16.6	13.0	10.5	7.9	5.9	5.1	5.1
74 11 UC U			16.7	21.4	27.4	34.0	40.9	45.0	53.8	52.9	47.2	44.0	39.3	33.3	29.3	23.9	20.4	16.0	12.9	9.8	7.2	6.3	6.3
74 11 A U			16.1	20.7	26.4	32.8	39.5	43.4	51.9	51.0	45.6	42.5	38.0	32.2	28.2	23.1	19.7	15.5	12.5	9.4	7.0	6.1	6.1
74 12 UC U				10.0	24.5	30.4	36.6	40.2	48.1	47.3	42.2	39.4	35.2	29.8	26.2	21.4	18.3	14.3	11.5	8.7	6.5	5.0	5.0
74 22 U A	10.2	20.4	24.5	31.5	40.3	50.0	60.2	66.2															
74 33 A U			18.0	23.1	29.6	36.8	44.3	48.7	58.2	57.2													
75 1 TC A			15.7	20.2	25.8	32.1	38.6	42.5	50.8	49.9	44.5	31.8	28.4	23.5	20.6	18.1	15.4	9.8	7.9	5.9	4.4	3.8	3.8
75 1 A A			13.3	17.0	21.8	27.0	32.5	35.8	42.8	42.0	37.5	35.0	31.3	26.5	23.3	19.0	16.3	12.8	10.3	7.8	5.8	5.0	5.0
75 11 UC U			16.7	21.5	27.5	34.1	41.0	45.1	54.0	53.0	47.3	44.2	39.4	33.5	29.3	24.0	20.5	16.1	12.9	9.8	7.3	6.3	6.3
75 11 A U			16.7	21.5	27.5	34.1	41.0	45.1	54.0	53.0	47.3	44.2	39.4	33.5	29.3	24.0	20.5	16.1	12.9	9.8	7.3	6.3	6.3
75 13 MC R				14.7	18.8	23.3	28.1	30.9	36.9	36.3	32.4	30.2	27.0	22.9	20.1	16.4	14.0	11.0	8.9	6.7	5.0	4.3	4.3
75 15 UC U			11.9	15.3	19.5	24.3	29.2	32.1	38.4	37.7	33.7	31.5	28.1	23.8	20.9	17.1	14.6	11.5	9.2	12.0	8.9	7.8	7.8
75 15 A U			13.3	17.0	21.8	27.0	32.5	35.8	42.8	42.0	37.5	35.0	31.3	26.5	23.3	19.0	16.3	12.8	10.3	7.8	5.8	5.0	5.0
75 18* U U				16.0	28.0	33.0	40.0	36.0															
75 19 U U				55.0	57.0	62.0	58.0	63.0															

Frequency	Age group																					
Product Source Year	12	13	14	15	16	17	18	19	20	21 - 24	25 - 29	30 - 34	35 - 39	40 - 44	45 - 49	50 - 54	55 - 59	60 - 64	65 - 69	70 - 74	75 - 79	80 - 84	85+
76 3 A A			12.7	16.3	20.9	25.9	31.2	34.3	41.0	40.3	36.0	33.6	30.0	25.4	22.3	18.2	15.6	12.2	9.8	7.4	5.5	4.8	4.8
76 11 UC U			16.2	20.8	26.6	33.0	39.7	43.7	52.2	51.3	45.8	42.8	38.2	32.4	28.4	23.2	19.9	15.6	12.5	9.5	7.0	6.1	6.1
76 11 A U			16.2	20.8	26.6	33.0	39.7	43.7	52.2	51.3	45.8	42.8	38.2	32.4	28.4	23.2	19.9	15.6	12.5	9.5	7.0	6.1	6.1
76 13 MC R			12.1	15.6	19.9	24.7	29.8	32.8	39.2	38.5	34.4	32.1	28.6	24.3	21.3	17.4	14.9	11.7	9.4	7.1	5.3	4.6	4.6
76 31 U A	7.3	14.6	17.5	22.5	28.8	35.8	43.0	47.3	56.6	55.6													
76 68 U R			14.9	19.1	24.5	30.4	36.5	40.2	48.1	47.2													
76 68 U A			25.2	32.4	41.4	51.4	61.9	68.1	81.5	80.0													
77 1 TC A			17.7	22.8	29.1	36.2	43.5	47.9	57.3	56.3	50.2	31.9	28.5	22.3	19.6	24.7	21.1	10.0	8.1	6.1	4.5	3.9	3.9
77 1 A A			14.5	18.6	23.8	29.5	35.5	39.0	46.7	45.9	41.0	38.2	34.1	28.9	25.4	20.8	17.7	13.9	11.2	8.5	6.3	5.5	5.5
77 11 UC U			16.2	20.8	26.6	33.0	39.8	43.7	52.3	51.4	45.9	42.8	38.2	32.4	28.4	23.2	19.9	15.6	12.5	9.5	7.0	6.1	6.1
77 11 A U			16.8	21.5	27.6	34.2	41.2	45.3	54.2	53.2	47.5	44.3	39.6	33.6	29.5	24.1	20.6	16.2	13.0	9.8	7.3	6.3	6.3
77 13 MC R			16.2	20.8	26.6	33.0	39.8	43.7	52.3	51.4	45.9	42.8	38.2	32.4	28.4	23.2	19.9	15.6	12.5	9.5	7.0	6.1	6.1
77 17 UC U			12.7	16.3	20.8	25.9	31.1	34.3	41.0	40.2	35.9	33.5	29.9	25.4	22.3	18.2	15.6	12.2	10.6	8.0	5.9	5.2	5.2
77 17 A U			12.7	16.3	20.8	25.9	31.1	34.3	41.0	40.2	35.9	33.5	29.9	25.4	22.3	18.2	15.6	12.2	10.6	8.0	5.9	5.2	5.2
78 11 UC U			17.9	23.0	29.5	36.6	44.0	48.4	57.9	56.9	50.8	47.4	42.3	35.9	31.5	25.7	22.0	17.3	13.9	10.5	7.8	6.8	6.8
78 11 A U			17.9	23.0	29.5	36.6	44.0	48.4	57.9	56.9	50.8	47.4	42.3	35.9	31.5	25.7	22.0	17.3	13.9	10.5	7.8	6.8	6.8
78 13 MC R			11.0	14.1	18.1	22.4	27.0	29.7	35.5	34.9	31.1	29.1	25.9	22.0	19.3	15.8	13.5	10.6	8.5	6.4	4.8	4.2	4.2
78 16 UC U				17.1	21.9	27.2	32.7	36.0	41.7	41.0	36.6	34.2	30.5	25.9	22.7	18.5	15.9	12.4	10.6	8.0	6.0	5.2	5.2
78 16 A U				17.8	22.7	28.2	34.0	37.4	43.3	42.5	38.0	35.4	31.6	26.8	23.5	19.2	16.4	12.9	10.6	8.0	6.0	5.2	5.2
78 20 U U	5.7	11.5	13.8	17.8	22.7	28.2	33.9	37.3															
78 34 UC U				12.0	22.8	28.3	34.1	37.5	44.9	44.1	39.4	36.7	32.8	27.8	24.4	19.9	17.1	13.4	10.8	7.3	5.4	4.7	4.7
78 67 TC R			2.1	2.7	12.2	15.1	26.8	29.4	36.1	35.5	30.6	23.6	21.0	16.5	14.5	15.0	12.8	8.9	4.8	3.6	2.7	2.3	2.3
78 67 A R			2.1	2.7	12.2	15.1	26.9	29.6	36.3	35.7	30.8	23.7	21.2	16.6	14.6	15.1	12.9	9.1	4.9	3.7	2.7	2.4	2.4
78 67 A A			4.0	5.1	19.2	23.8	36.2	39.8	45.8	44.9	38.8	30.8	27.5	21.3	18.6	19.5	16.7	12.1	7.0	5.3	3.9	3.4	3.4
79 1 TC A			17.7	22.8	29.1	36.2	43.5	47.9	57.2	56.2	50.2	43.6	38.9	20.1	17.6	22.7	19.4	17.8	14.3	10.8	8.0	7.0	7.0
79 1 A A			16.2	20.8	26.6	33.0	39.8	43.7	52.3	51.4	45.9	42.8	38.2	32.4	28.4	23.2	19.9	15.6	12.5	9.5	7.0	6.1	6.1
79 2 TC A			22.7	29.1	37.2	46.2	55.6	61.1	50.4	49.5	44.2	43.6	38.9	20.1	17.6	22.7	19.4	20.4	16.4	7.3	5.4	4.7	4.7
79 2 A A			22.7	29.1	37.2	46.2	55.6	61.1	50.4	49.5	44.2	43.6	38.9	20.1	17.6	22.7	19.4	20.4	16.4	7.3	5.4	4.7	4.7
79 11 UC U			16.2	20.8	26.6	33.0	39.8	43.7	52.3	51.4	45.9	42.8	38.2	32.4	28.4	23.2	19.9	15.6	12.5	9.5	7.0	6.1	6.1
79 11 A U			16.2	20.8	26.6	33.0	39.8	43.7	52.3	51.4	45.9	42.8	38.2	32.4	28.4	23.2	19.9	15.6	12.5	9.5	7.0	6.1	6.1
79 13 MC R				16.2	20.7	25.8	31.0	34.1	40.8	40.1	35.8	33.4	29.8	25.3	22.2	18.1	15.5	12.2	9.8	7.4	5.5	4.8	4.8
79 35 U R	4.2	5.5	28.8	31.9	68.3																		
79 35 U A	20.8	25.7	53.0	52.1	80.5																		
80 3 A A			13.9	17.8	22.8	28.3	34.1	37.5	44.8	44.0	39.3	36.7	32.8	27.8	24.4	19.9	17.0	13.4	10.7	8.1	6.0	5.2	5.2
80 11 UC U			16.8	21.5	27.5	34.2	41.2	45.3	54.1	53.2	47.5	44.3	39.6	33.6	29.4	24.1	20.6	16.1	13.0	9.8	7.3	6.3	6.3
80 11 A U			16.8	21.5	27.5	34.2	41.2	45.3	54.1	53.2	47.5	44.3	39.6	33.6	29.4	24.1	20.6	16.1	13.0	9.8	7.3	6.3	6.3
80 31 U A	6.8	13.5	16.3	20.9	26.7	33.2	39.9	43.9	52.5	51.6													
81 1 TC R			7.5	9.6	12.3	15.3	18.4	20.2	38.5	37.9	33.8	32.7	29.2	19.0	16.7	13.0	11.1	11.2	9.0	6.1	4.5	3.9	3.9
81 1 TC A			11.8	15.1	19.3	24.0	28.9	31.7	48.2	47.3	42.3	38.0	33.9	21.2	18.6	14.1	12.0	12.3	9.9	7.3	5.4	4.7	4.7
81 1 A A			12.3	15.8	20.2	25.1	30.2	33.2	50.3	49.4	44.1	39.0	34.9	22.2	19.5	14.1	12.0	12.3	9.9	7.3	5.4	4.7	4.7
81 3 A A			14.4	18.5	23.7	29.4	35.4	39.0	46.6	45.8	40.9	38.2	34.1	28.9	25.3	20.7	17.7	13.9	11.2	8.4	6.3	5.5	5.5
81 68 U A	6.9	13.7	16.5	21.2	27.1	33.7	40.5	44.6	53.3	52.4													
82 3 A A			15.0	19.2	24.6	30.6	36.8	40.5	48.4	47.5	42.4	39.6	35.4	30.0	26.3	21.5	18.4	14.4	11.6	8.8	6.5	5.7	5.7
82 21 U A			14.8	19.0	24.3	30.2	36.3	40.0	47.8	47.0	51.5	48.1	34.9	29.6	23.6	19.2	21.7	17.0	11.1	8.4	6.2	5.4	5.4
83 3 A A			16.1	20.7	26.5	32.8	39.5	43.5	52.0	51.1	45.6	42.6	38.0	32.2	28.3	23.1	19.8	15.5	12.5	9.4	7.0	6.1	6.1
84 1 A A			13.2	17.0	21.7	27.0	32.4	35.7	42.7	41.9	37.4	34.9	31.2	26.5	23.2	19.0	16.2	12.7	10.2	7.7	5.7	5.0	5.0
84 3 UC A			15.0	19.2	24.5	30.5	36.7	40.3	48.2	47.4	42.3	39.5	35.3	29.9	26.2	21.4	18.3	14.4	11.6	8.7	6.5	5.6	5.6
84 3 A A			15.5	19.9	25.5	31.6	38.1	41.9	50.1	49.2	43.9	41.0	36.6	31.1	27.2	22.3	19.0	14.9	12.0	9.1	6.7	5.9	5.9
84 4 MC A			16.4	21.0	26.9	33.3	40.1	44.2	49.2	48.3	43.1	44.2	39.5	29.8	26.2	22.7	19.4	18.4	14.8	11.0	8.2	7.1	7.1
84 4 TC A			16.4	21.0	26.9	33.3	40.1	44.2	52.4	51.5	46.0	45.3	40.4	29.8	26.2	24.9	21.3	18.4	14.8	11.0	8.2	7.1	7.1
84 4 A A			16.4	21.0	26.9	33.3	40.1	44.2	52.4	51.5	46.0	45.3	40.4	29.8	26.2	24.9	21.3	18.4	14.8	11.0	8.2	7.1	7.1
84 23 UC R				23.3	29.8	37.0	44.5	49.0	58.6	57.5	51.4	47.9	40.3	34.1	29.2	23.8	23.8	18.7	15.0	11.4	8.4	7.3	7.3
84 23 A A				23.3	29.8	37.0	44.5	49.0	58.6	57.5	51.4	47.9	40.3	34.1	29.2	23.8	23.8	18.7	15.0	11.4	8.4	7.3	7.3

Frequency	Age group																					
Product Source Year	12	13	14	15	16	17	18	19	20	21 - 24	25 - 29	30 - 34	35 - 39	40 - 44	45 - 49	50 - 54	55 - 59	60 - 64	65 - 69	70 - 74	75 - 79	80 - 84	85+
85 5 MC U				14.1	18.1	22.4	27.0	29.7	35.5	34.9	31.1	29.1	26.0	22.0	19.3	15.8	13.5	10.6	8.5	6.4	4.8	4.2	4.2
85 5 A U				14.6	18.7	23.2	28.0	30.8	36.8	36.2	32.3	30.1	26.9	22.8	20.0	16.4	14.0	11.0	8.8	6.7	5.0	4.3	4.3
85 24 UC R				18.3	23.4	29.0	34.9	38.4	45.9	45.1	40.3	37.6	32.3	27.4	18.6	15.2	16.7	13.1	10.5	7.9	5.9	5.1	5.1
85 24 A A				20.2	25.8	32.1	38.6	42.4	50.8	49.9	44.5	41.6	38.2	32.4	21.1	17.2	19.2	15.1	12.1	9.2	6.8	5.9	5.9
85 25 UC R				16.3	20.8	25.8	31.1	34.2	40.9	40.1	35.8	33.5	26.0	22.0	19.4	15.8	12.3	9.6	7.7	5.9	4.3	3.8	3.8
85 25 A A				19.7	25.2	31.3	37.7	41.5	49.6	48.7	43.5	40.6	30.1	25.5	21.7	17.8	15.9	12.5	10.0	7.6	5.6	4.9	4.9
85 26 UC R				11.7	14.9	18.5	22.3	24.5	29.3	28.8	25.7	24.0	18.0	15.3	12.0	9.8	7.3	5.7	4.6	3.5	2.6	2.3	2.3
85 26 A A				14.2	18.2	22.5	27.1	29.8	35.7	35.1	31.3	29.2	24.0	20.4	14.2	11.6	9.8	7.7	6.2	4.7	3.5	3.0	3.0
85 36 U U				19.3	24.7	30.7	36.9	40.6	48.6	47.7	42.6	42.4	37.8	25.6	22.4	20.3	17.3	14.4	11.6	8.8	6.5	5.7	5.7
85 37 A R				20.3	25.9	32.2	38.8	42.6	51.0	50.1	44.7	41.7	38.0	32.2	18.9	15.5	12.8	10.1	8.1	6.1	4.5	3.9	3.9
88 36 U U				21.4	27.3	33.9	40.8	44.9	53.7	52.8	47.1	39.4	35.2	28.7	25.1	19.9	17.0	16.0	12.9	9.8	7.2	6.3	6.3
89 67 TC R				7.7	9.8	12.2	14.7	16.1	29.1	28.6	31.9	30.6	28.1	25.5	18.6	13.6	11.9	10.8	7.8	6.4	2.4	2.1	2.1
89 67 A R				7.8	10.0	12.4	14.9	16.4	29.5	29.0	32.4	31.0	28.6	26.0	19.0	13.9	12.2	11.0	8.0	6.5	2.5	2.1	2.1
89 67 A A				10.3	13.2	16.4	19.8	21.7	35.9	35.3	39.0	37.6	34.5	30.8	23.6	17.0	15.1	13.9	10.6	8.9	3.7	3.2	3.2
89 67 A A				16.1	20.7	25.6	30.9	33.9	40.6	39.9	35.6	33.2	29.7	26.8	23.5	19.2	16.4	12.9	9.5	7.2	5.4	4.7	4.7
90 36 U U				11.3	13.6	16.2	18.7	22.4	29.8	38.3	41.4	41.7	39.6	34.7	28.1	20.7	15.7	14.0	10.7	7.1	4.8	3.3	3.3
90 38 U R			4.0	8.0																			
90 38 U A	1.0	5.2	5.8	6.9																			
91 39 UC R	7.1	14.2	16.0	18.9	22.7																		
91 39 UC A	12.5	24.9	28.2	33.2	39.9																		
92 40 U R	3.5																						
92 41 U R	1.4																						
92 67 TC R				7.7	9.3	11.0	12.7	15.3	20.9	26.9	29.3	30.3	30.0	26.2	22.6	14.4	12.2	10.2	7.4	6.0	3.3	2.3	2.3
92 67 A R				7.9	9.5	11.3	13.1	15.7	21.4	27.5	29.9	31.1	30.5	26.8	23.1	14.9	12.5	10.5	7.7	6.2	3.5	2.4	2.4
92 67 A A				10.0	12.0	14.2	16.5	19.8	25.9	33.3	35.4	36.4	35.8	31.4	27.1	17.9	14.9	13.2	9.7	8.2	4.8	3.3	3.3
92 67 A A				9.7	11.7	13.9	16.1	19.2	25.5	32.8	35.5	37.2	35.3	30.4	24.6	20.6	15.6	12.3	10.8	7.2	4.9	3.3	3.3
93 68 A R	4.3	8.7	9.8	11.5	13.8	16.4	19.0	22.8	30.3	38.9													
93 68 A A	6.3	12.6	14.3	16.8	20.2	24.0	27.8	33.2	44.2	56.8													
94 42 UC R		9.0		29.0																			

East Germany

Frequency	Age group																					
Product Source Year	12	13	14	15	16	17	18	19	20	21 - 24	25 - 29	30 - 34	35 - 39	40 - 44	45 - 49	50 - 54	55 - 59	60 - 64	65 - 69	70 - 74	75 - 79	80 - 84	85+
60 43 UC R				2.9	3.5	4.2	4.9	5.8	7.7	9.9	10.7	11.3	11.3	10.6	8.8	7.3	5.6	4.4	3.3	2.2	1.5	1.0	1.0
69 44 UC R	1.2	2.3	2.6	3.1	3.7	4.4	5.1	6.1															
69 44 UC A	2.5	4.9	5.6	6.6	7.9	9.4	10.9	13.0															
69 44 A A	2.5	4.9	5.6	6.6	7.9	9.4	10.9	13.0															
70 45 A R		3.0																					
70 45 A A		13.0																					
70 65 U U			0.0	6.5	8.9	7.9	20.6	5.5	14.3														
71 43 UC R				13.3	14.9	16.7	18.7	23.8	24.9	26.9	26.9	27.1	25.1	24.9	23.5	22.4	16.8	15.3	12.4	11.1	8.5	8.1	5.2
71 45 A R			3.0																				
71 45 A A			17.0																				
71 46 U U							28.1	35.9															
71 47*UC U				13.4	14.9	16.7	24.2	30.9	32.3	34.9	34.9	35.2	33.8	33.5	31.4	30.0	26.3	23.9	19.3	17.3	13.3	12.7	8.1
71 47 A U				13.4	14.9	16.7	28.0	35.6	32.0	34.6	34.6	32.5	31.2	36.5	34.3	34.4	30.1	18.9	15.3	13.7	10.5	10.0	6.4
71 48 UC U																							
71 48 A U																							
72 45 A R				7.0																			
72 45 A A				27.0																			
73 48 UC U				11.4	12.7	14.2	15.9	20.3	21.3	23.0	23.0	23.1	22.2	29.8	31.5	23.9	22.8	15.1	12.2	10.9	8.4	8.0	5.1
73 48 A U				11.4	12.7	14.2	15.9	20.3	21.3	23.0	23.0	23.1	22.2	29.8	31.5	23.9	22.8	15.1	12.2	10.9	8.4	8.0	5.1
73 49 UC U				10.1	11.3	12.6	14.1	18.0	18.9	20.4	20.4	20.5	19.7	19.5	18.4	17.5	15.3	14.0	11.3	10.1	7.7	7.4	4.7
73 49 A U				10.1	11.3	12.6	14.1	18.0	18.9	20.4	20.4	20.5	19.7	19.5	18.4	17.5	15.3	14.0	11.3	10.1	7.7	7.4	4.7
75 45 A R							27.3	34.7															
75 45 UC A							40.9	52.1															
75 45 A A							41.3	52.7															
75 50 U U						25.1	28.1	35.8	37.4	40.4													
76 51 UC R	0.0	3.0	2.0	11.0	20.0																		

Frequency	Age group																					
Product Source Year	12	13	14	15	16	17	18	19	20	21 - 24	25 - 29	30 - 34	35 - 39	40 - 44	45 - 49	50 - 54	55 - 59	60 - 64	65 - 69	70 - 74	75 - 79	80 - 84	85+
77 43 UC R				13.8	15.4	17.3	19.4	24.7	25.8	27.9	27.9	28.1	24.1	23.9	22.5	21.5	17.8	16.2	13.1	11.7	9.0	8.6	5.5
77 52 U *	0.5	2.2	11.3	24.4																			
77 52 U R	3.3	6.2	18.3	29.8																			
77 52 U A	6.1	15.6	30.5	37.6																			
81 45 A R		9.0																					
81 45 A A		26.0																					
81 54 UC R	1.0																						
81 54 UC A	5.8																						
82 45 A R			20.0																				
82 45 A A			40.0																				
82 55 U U	7.0	6.0	30.0	33.0																			
83 45 A R				34.0																			
83 45 A A				50.0																			
83 46 U U							37.1	40.9															
83 56 U *	2.4	5.8	6.2	18.0																			
83 56 U R	3.6	9.6	15.2	31.3																			
83 56 U A	6.6	14.1	28.2	48.1																			
83 62 UC R				13.6	17.4	21.6	26.0	28.6	34.2	33.6	30.0	28.0	17.7	15.0	17.1	14.0	13.9	10.9	8.8	6.6	4.9	4.3	4.3
84 43 UC R				13.6	17.4	21.6	26.0	28.6	34.2	33.6	30.0	28.0	22.0	18.6	16.3	13.3	13.5	10.6	8.5	6.4	4.8	4.1	4.1
84 57 UC R				15.6	20.0	24.8	29.8	32.8	39.3	38.6	34.4	32.1	28.5	24.1	22.1	18.1	24.1	18.9	15.2	11.5	8.5	7.4	7.4
84 57 A A				16.9	21.6	26.8	32.3	35.5	42.4	41.7	37.2	34.7	29.1	24.7	24.0	19.6	24.7	19.4	15.6	11.8	8.7	7.6	7.6
84 59 UC R				16.3	20.8	25.8	31.1	34.2	40.9	40.2	35.9	33.5	17.8	15.1	15.6	12.7	8.8	6.9	5.5	4.2	3.1	2.7	2.7
84 59 A A				18.7	23.9	29.7	35.8	39.3	47.0	46.2	41.3	38.5	22.3	18.9	18.8	15.4	11.3	8.9	7.1	5.4	4.0	3.5	3.5
84 60 UC R				9.5	12.2	15.1	18.2	20.0	23.9	23.5	21.0	19.6	14.1	11.9	18.5	15.1	13.8	10.8	8.7	6.6	4.9	4.2	4.2
84 60 A A				10.8	13.8	17.1	20.6	22.7	27.1	26.6	23.8	22.2	15.1	12.8	20.4	16.6	15.6	12.2	9.8	7.4	5.5	4.8	4.8
84 61 UC R				17.2	22.0	27.3	32.9	36.2	43.3	42.5	37.9	35.4	26.7	22.7	28.9	23.6	17.2	13.5	10.8	8.2	6.1	5.3	5.3
84 61 A A				17.8	22.7	28.2	34.0	37.4	44.7	43.9	39.2	36.6	26.7	22.7	28.9	23.6	17.2	13.5	10.8	8.2	6.1	5.3	5.3
85 54 UC R					18.2																		
85 54 UC A					51.1																		
85 58 UC R				12.7	16.2	20.1	24.2	26.6	31.8	31.3	27.9	26.1	14.7	12.4	12.1	9.9	9.1	7.1	5.7	4.3	3.2	2.8	2.8
85 58 A A				15.8	20.2	25.0	30.1	33.1	39.6	38.9	34.8	32.4	18.2	15.4	14.1	11.6	10.5	8.3	6.6	5.0	3.7	3.2	3.2
86 63 U R	7.1	21.2	41.9	47.8																			
86 63 U A	11.3	28.0	47.6	55.5																			
88 43 UC R				14.5	18.6	23.1	27.8	30.5	36.5	35.9	32.0	29.9	22.5	19.0	13.1	10.7	13.4	10.5	8.5	6.4	4.8	4.1	4.1
88 62 UC R				14.4	18.5	22.9	27.6	30.3	36.3	35.6	31.8	29.7	22.2	18.9	13.4	10.9	12.8	10.0	8.0	6.1	4.5	3.9	3.9
88 64 U R				15.7	20.1	25.0	28.6	31.5	37.7	37.0	35.2	32.9	24.4	20.7	21.6	17.6	15.3	12.0	12.8	9.7	7.2	6.2	6.2
91 43 UC R				18.3	23.4	29.0	34.9	38.4	45.9	45.1	40.3	37.6	25.9	21.9	13.4	10.9	13.4	10.5	8.5	6.4	4.7	4.1	4.1
91 66 U U				17.2	22.0	27.4	32.9	36.2	43.3	42.6	38.0	35.5	31.7	15.2	13.3	11.4	9.8	10.5	8.5	6.4	4.8	4.1	4.1
92 62 UC R				14.8	19.0	23.6	28.4	31.2	37.3	36.7	32.8	30.6	27.0	22.9	16.2	13.2	8.8	6.9	5.5	4.2	3.1	2.7	2.7
92 67 TC R				6.1	7.8	9.7	11.6	12.8	27.0	26.5	28.6	29.0	24.1	19.4	12.0	10.8	9.3	8.9	5.9	4.8	2.2	1.9	1.9
92 67 A R				6.0	7.7	9.6	11.5	12.7	27.3	26.8	29.0	29.2	24.3	19.7	12.3	10.9	9.3	9.0	6.2	4.7	2.4	2.1	2.1
92 67 A A				8.8	11.3	14.0	16.9	18.5	34.4	33.8	37.4	36.7	29.5	24.0	15.0	13.4	12.0	11.8	8.6	6.6	3.6	3.1	3.1
92 67 A A				15.1	19.3	24.0	28.9	31.8	38.0	37.3	33.3	31.1	27.8	20.3	17.8	14.6	12.5	9.8	8.1	6.2	4.6	4.0	4.0
93 68 A R	3.1	6.2	7.5	9.6	12.3	15.2	18.4	20.2	24.1	23.7													
93 68 A A	4.9	9.9	11.9	15.2	19.5	24.2	29.1	32.1	38.3	37.7													

Unified Germany

Frequency	Age group																					
Product Source Year	12	13	14	15	16	17	18	19	20	21 - 24	25 - 29	30 - 34	35 - 39	40 - 44	45 - 49	50 - 54	55 - 59	60 - 64	65 - 69	70 - 74	75 - 79	80 - 84	85+
92 67 TC R				7.5	9.0	10.7	12.4	14.8	21.0	27.0	29.2	30.0	28.7	24.9	20.6	13.7	11.6	9.9	7.2	5.8	3.1	2.1	2.1
92 67 A R				7.7	9.2	10.9	12.6	15.1	21.5	27.6	29.7	30.7	29.2	25.4	21.0	14.1	11.8	10.2	7.4	5.9	3.3	2.3	2.3
92 67 A A				9.9	11.9	14.2	16.4	19.6	26.1	33.6	35.8	36.5	34.5	29.9	24.8	17.0	14.3	12.9	9.5	7.9	4.7	3.2	3.2
92 67 A A				9.7	11.6	13.8	16.0	19.1	25.4	32.6	35.3	37.0	35.1	28.7	23.2	19.4	14.7	11.6	10.5	7.0	4.7	3.2	3.2
93 68 A R	4.1	8.3	9.4	11.1	13.3	15.8	18.2	21.8	29.0	37.3													
93 68 A A	6.1	12.3	13.9	16.3	19.6	23.3	27.0	32.3	42.9	55.2													
95 67 TC R				7.2	8.7	10.3	11.9	14.3	20.2	26.0	28.8	30.1	29.5	25.8	22.0	16.0	11.8	8.7	7.5	5.2	3.2	2.2	2.2
95 67 A R				7.3	8.8	10.4	12.1	14.4	20.5	26.4	29.2	30.6	29.8	26.2	22.6	16.3	12.0	8.9	7.7	5.4	3.4	2.3	2.3
95 67 A A				9.9	11.9	14.2	16.4	19.6	25.2	32.3	35.0	36.7	35.1	30.9	26.7	19.5	14.3	11.4	9.8	7.2	4.5	3.1	3.1
95 67 A A				9.6	11.5	13.7	15.8	19.0	25.2	32.4	35.0	36.7	34.8	29.8	24.1	20.2	15.4	12.1	10.4	6.9	4.7	3.2	3.2

Frequency	Age group																					
Product Source Year	12	13	14	15	16	17	18	19	20	21 - 24	25 - 29	30 - 34	35 - 39	40 - 44	45 - 49	50 - 54	55 - 59	60 - 64	65 - 69	70 - 74	75 - 79	80 - 84	85+
56 6*UC R				19.4	24.5	30.0	35.9	40.1	62.0	60.3	61.4	70.4	71.7	73.3	72.7	75.9	73.8	80.5	74.9	70.8	64.1	40.0	40.0
60 9 UC R														61.9	56.0	56.3	55.4						
61 10 UC R														65.8	59.7	66.3	61.1						
68 7 UC *				30.1	37.9	46.4	55.6	62.1	68.7	66.7	68.0	69.3	70.7	69.3	68.6	69.0	67.1	59.8	55.6	84.1	76.2	70.0	70.0
75 1 MC U				22.7	28.3	34.8	41.4	45.9	51.0	59.1	61.1	59.6	57.5	55.5	54.5	51.5	49.5	45.4	40.9	35.3	31.3	26.8	23.2
78 8 U R				20.9	26.0	32.0	38.0	42.2															
80 4 A R									64.8	75.1	65.0												
80 31 U U																							
81 3 A R				32.3	40.2	49.5	58.8	65.3	72.5	83.9	86.8	84.7	81.8	78.9	77.5	73.2	70.3	64.3	57.8	44.6	39.5	33.8	29.3
81 15 UC *				4.0	4.9	6.1	11.4	12.6	36.4	42.2	58.0	59.0	55.0	60.0	49.0	43.0	37.0	34.0	30.0	19.0	14.2	12.1	10.5
82 33 U U														74.7	74.2	72.9	74.4						
83 2 MC U				30.5	38.0	46.8	55.6	61.7	68.5	79.4	82.1	80.1	77.3	74.6	73.3	69.2	66.5	61.1	55.0	47.5	42.1	36.0	31.2
84 5 MC *				65.0	63.5	78.2	79.0	87.7															
84 11 UC R		14.6	17.0	21.9	27.3	33.6	39.9	44.3															
84 12 UC R		13.4	15.7	20.1	25.1	30.9	36.7	40.7															
84 13 U R																							
84 14 U U				18.7	23.3	28.7	34.1	37.8	42.0	48.6	50.3	49.0	47.4	45.7	44.9	42.4	40.7	37.4	33.6	29.1	25.8	22.0	19.1
84 30 U R				23.2	28.9	35.6	40.4	44.8	49.7	57.6	62.4	60.9	61.5	59.4	58.3	55.1	52.9	48.6	35.6	30.8	27.3	23.3	20.2
85 16 U U				24.6	30.6	37.8	44.9	49.8	55.3	64.0	66.2	64.6	62.4	60.2	59.1	55.8	53.6	49.2	44.3	38.3	33.9	29.0	25.2
87 17 U U							49.2																
87 18 U U																							
87 19 U U				27.8	34.6	42.7	50.7	56.3	62.5	72.4	74.8	73.0	70.5	68.0	66.8	63.1	60.6	55.7	50.1	43.3	38.3	32.8	28.4
88 12 UC R		11.5	13.4	17.3	21.5	26.5	31.4	34.9															
88 18 U U																							
88 19 U U				28.3	35.2	43.4	51.6	57.2	63.5	73.6	76.1	74.2	71.7	69.2	67.9	64.1	61.6	56.6	50.9	44.0	39.0	33.3	28.9
88 20 UC U																							
88 21 U U			28.5	36.7	45.6																		
88 32 U U				20.4	25.4	31.2	37.1	41.2	45.7	53.0	54.8	53.4	51.6	49.8	48.9	46.2	44.4	40.7	36.7	31.7	28.1	24.0	20.8
89 18 U U																							
89 19 U U				27.4	34.1	42.0	49.9	55.4	61.5	71.2	73.6	71.8	69.4	66.9	65.7	62.1	59.6	54.8	49.3	42.6	37.7	32.2	28.0
89 34 UC R				25.7	32.0	39.4	46.8	52.0	57.7	66.8	69.1	67.4	65.1	62.8	47.7	45.1	43.3	39.8	14.5	12.6	11.1	10.5	9.1
90 18 U U																							
90 19 U U				28.0	31.9	36.3	40.6	50.5	56.6	64.3	66.5	68.1	66.5	64.3	61.0	56.6	51.1	44.5	40.6	34.6	29.1	23.6	20.3
90 22 U R			3.0	6.0																			
90 22 U A	0.0	6.3	6.9	7.8																			
90 23 U U											69.4	71.1	69.4										
91 18 U U																							
91 19 U U				27.5	31.3	35.6	39.9	49.6	55.5	63.1	65.2	66.9	65.2	63.1	59.9	55.5	50.1	43.7	39.9	34.0	28.6	23.2	20.0
92 19 U U				29.6	33.6	38.3	42.9	53.3	59.7	67.8	70.2	71.9	70.2	67.8	64.4	59.7	53.9	47.0	42.9	36.5	30.7	24.9	21.5
93 23 U U																							
93 24 UC R				14.0	16.0																		
93 24 UC A				21.5	24.5																		
94 19 U U				23.9	27.1	30.9	34.6	43.1	48.2	54.8	56.6	58.0	56.6	54.8	52.0	48.2	43.5	37.9	34.6	29.5	24.8	20.1	17.3
94 25 U R				14.3	16.2	18.5	20.7	25.7	28.8	32.7	51.2	52.5	51.2	49.5	47.0	43.6	39.4	34.3	31.3	26.7	22.4	18.2	15.7
94 25 U A				21.5	24.4	27.8	31.2	38.7	43.4	49.3	55.0	56.3	55.0	53.2	50.4	46.8	42.3	36.8	33.6	28.6	24.1	19.5	16.8
94 26 U R				48.5																			
95 27 UC R																							
95 28 U U						28.6	32.1	39.9	44.7	50.8	52.5												
95 29 U U				25.1	28.5	32.5	36.4	45.2	50.7	57.5	53.2	54.5	53.2	51.4	48.8	45.3	40.9	53.4	48.7	41.5	34.9	28.3	24.4

Frequency	Age group																					
Product Source Year	12	13	14	15	16	17	18	19	20	21 - 24	25 - 29	30 - 34	35 - 39	40 - 44	45 - 49	50 - 54	55 - 59	60 - 64	65 - 69	70 - 74	75 - 79	80 - 84	85+
56 6 UC R																							
60 9 UC R																							
61 10 UC R																							
68 7 UC *				5.4	6.4	7.6	8.9	10.6	14.1	18.1	19.6	20.5	19.5	10.9	8.8	6.8	5.2	0.0	0.0	0.0	0.0	0.0	0.0
75 1 MC U				4.1	5.0	5.9	6.8	8.1	10.8	13.9	15.1	15.8	15.0	14.0	11.3	9.5	7.2	5.7	4.3	2.9	2.0	1.3	1.3
78 8 U R				26.1	31.3	37.2	43.0	51.5															
80 4 A R																							
80 31 U U				8.4	9.3	10.5	11.7	14.9	15.6	16.9	16.9	17.0	16.3	16.2	15.2	14.5	12.7	11.6	9.3	8.4	6.4	6.1	3.9
81 3 A R				0.0	0.0	0.0	0.0	0.0	0.0	0.0	0.0	0.0	0.0	0.0	0.0	0.0	0.0	5.5	4.5	4.9	3.7	3.6	2.3
81 15 UC *				4.5	5.0	5.6	8.8	11.2	23.5	25.4	25.0	20.0	23.0	20.0	12.0	16.0	12.0	12.0	7.0	3.0	9.8	9.4	6.0
82 33 U U																							
83 2 MC U				17.3	19.3	21.6	24.2	30.9	32.3	34.9	34.9	35.2	33.7	33.5	31.4	30.0	26.2	23.9	19.3	17.3	13.3	12.7	8.1
84 5 MC *				50.0	61.4	68.8	82.0	****															
84 11 UC R		14.5	15.6	17.0	19.0	21.3	23.8	30.3															
84 12 UC R		16.9	18.3	19.9	22.3	24.9	27.9	35.5															
84 13 U R				8.4	9.4	10.5	11.8	15.0	15.7	16.9	16.9	17.1	16.4	16.2	15.3	14.6	12.7	11.6	9.4	8.4	6.4	6.2	3.9
84 14 U U				7.4	8.3	9.3	10.4	13.2	13.9	15.0	15.0	15.1	14.5	14.4	13.5	12.9	11.3	10.3	8.3	7.4	5.7	5.4	3.5
84 30 U R				9.4	10.5	11.7	21.3	27.1	28.4	30.7	18.9	19.0	15.3	15.1	14.2	13.6	11.9	10.8	9.8	8.8	6.7	6.5	4.1
85 16 U U				8.1	9.0	10.1	11.3	14.4	15.0	16.2	16.2	16.4	15.7	15.6	14.6	14.0	12.2	11.1	9.0	8.1	6.2	5.9	3.8
87 17 U U							35.7																
87 18 U U				15.5	17.3	19.4	21.7	27.7	28.9	31.3	31.3	31.5	30.2	30.0	28.2	26.9	23.5	21.5	17.3	15.5	11.9	11.4	7.2
87 19 U U				15.5	17.3	19.4	21.7	27.7	28.9	31.3	31.3	31.5	30.2	30.0	28.2	26.9	23.5	21.5	17.3	15.5	11.9	11.4	7.2
88 12 UC R		16.1	17.4	19.0	21.2	23.7	26.6	33.9															
88 18 U U				15.8	17.7	19.8	22.2	28.2	29.5	31.9	31.9	32.2	30.9	30.6	28.8	27.4	24.0	21.9	17.7	15.8	12.1	11.6	7.4
88 19 U U				14.9	16.6	18.6	20.9	26.6	27.8	30.0	30.0	30.3	29.1	28.8	27.1	25.8	22.6	20.6	16.6	14.9	11.4	10.9	7.0
88 20 UC U				16.1	18.0	20.2	22.6	28.8	30.1	32.6	32.6	32.8	31.5	31.2	29.3	28.0	24.5	22.3	18.0	16.1	12.4	11.8	7.5
88 21 U U			11.8	12.8	14.3																		
88 32 U U				20.2	22.6	25.3	28.3	36.1	37.8	40.8	40.8	41.1	39.4	39.1	36.8	35.1	30.7	28.0	22.6	20.2	15.5	14.8	9.4
89 18 U U				17.7	19.8	22.1	24.8	31.6	33.0	35.7	35.7	36.0	34.5	34.2	32.2	30.7	26.8	24.5	19.8	17.7	13.6	13.0	8.3
89 19 U U				16.8	18.7	21.0	23.5	29.9	31.3	33.8	33.8	34.1	32.7	32.4	30.5	29.1	25.4	23.2	18.7	16.8	12.9	12.3	7.8
89 34 UC R				15.0	16.7	18.7	21.0	26.7	28.0	30.2	30.2	30.5	29.2	29.0	2.3	2.2	1.9	1.7	0.0	0.0	0.0	0.0	0.0
90 18 U U				15.2	17.0	19.0	21.3	27.2	28.4	30.7	30.7	31.0	29.7	29.4	27.7	26.4	23.1	21.1	17.0	15.2	11.7	11.2	7.1
90 19 U U				16.2	18.0	20.2	22.6	28.8	30.2	32.6	32.6	32.9	31.5	31.2	29.4	28.0	24.5	22.4	18.0	16.2	12.4	11.9	7.5
90 22 U R			1.0	2.0																			
90 22 U A	0.0	3.7	4.0	4.3																			
90 23 U U											40.3	40.6	39.0										
91 18 U U				17.8	19.9	22.3	23.1	29.5	30.9	33.3	33.3	33.6	32.2	32.0	30.0	28.6	25.1	22.9	18.5	16.5	12.7	12.1	7.7
91 19 U U				16.2	18.1	20.2	22.7	28.9	30.2	32.6	32.6	32.9	31.6	31.3	29.4	28.0	24.5	22.4	18.1	16.2	12.4	11.9	7.6
92 19 U U				14.9	16.7	18.7	20.9	26.7	27.9	30.1	30.1	30.4	29.2	28.9	27.2	25.9	22.7	20.7	16.7	14.9	11.5	11.0	7.0
93 23 U U				30.0	33.5	37.5	42.0	53.5	56.0	60.5	60.5	61.0	58.5	58.0	54.5	52.0	45.5	41.5	33.5	30.0	23.0	22.0	14.0
93 24 UC R				13.2	14.8																		
93 24 UC A				22.7	25.3																		
94 19 U U				17.5	19.5	21.8	24.5	31.2	32.6	35.2	35.2	35.5	34.1	33.8	31.7	30.3	26.5	24.2	19.5	17.5	13.4	12.8	8.2
94 25 U R				10.0	11.2	12.5	14.0	17.9	18.7	20.2	37.0	37.3	35.8	35.5	33.4	31.8	27.9	25.4	20.5	18.4	14.1	13.5	8.6
94 25 U A				15.2	17.0	19.1	21.3	27.2	28.5	30.7	44.5	44.8	43.0	42.6	40.1	38.2	33.4	30.5	24.6	22.1	16.9	16.2	10.3
94 26 U R				46.1																			
95 27 UC R				10.9	12.2	9.8	27.2	34.6															
95 28 U U																							
95 29 U U				16.9	18.9	21.2	23.7	30.2	31.6	34.1	37.8	38.1	36.5	36.2	34.0	32.5	28.4	40.1	32.3	29.0	22.2	21.2	13.5

Frequency	Age group																					
Product Source Year	12	13	14	15	16	17	18	19	20	21 - 24	25 - 29	30 - 34	35 - 39	40 - 44	45 - 49	50 - 54	55 - 59	60 - 64	65 - 69	70 - 74	75 - 79	80 - 84	85+
65 1 UC U														57.0	56.5	56.0	54.4						
66 2 U U				16.2	20.4	25.0	29.9	33.5	58.2	56.6	57.7	58.8	59.9	60.4	59.9	59.3	57.7	56.0	52.1	47.1	42.7	41.6	41.6
75 3 U U				20.0	24.8	30.6	36.4	40.4	44.8	51.9	53.7	52.3	50.6	48.8	47.9	45.2	43.5	39.9	35.9	31.1	27.5	23.5	20.4
80 4 UC U				27.6	34.4																		
80 5 U U				22.3	27.7	34.2	40.6	45.1	50.0	58.0	59.9	58.5	56.5	54.5	53.5	50.5	48.6	44.6	40.1	34.7	30.7	26.3	22.8
82 6 UC R				24.4	30.3	37.4	44.4	49.3	54.7	63.4	65.6	63.9	47.7	46.0	57.7	54.5	41.9	38.4	34.6	29.9	26.5	22.6	19.6
82 6 A A				24.9	31.0	38.2	45.4	50.4	55.9	64.8	67.0	65.3	48.2	46.5	58.8	55.5	42.4	38.9	35.0	30.3	26.8	22.9	19.9
83 7 UC R				23.7	29.5	36.4	43.2	48.0	53.2	61.7	63.8	62.2	61.8	59.7	47.0	44.4	48.7	44.7	40.3	34.8	30.8	26.3	22.9
83 7 A A				24.1	30.0	37.0	44.0	48.8	54.2	62.7	64.9	63.3	63.4	61.1	48.2	45.5	48.7	44.7	40.3	34.8	30.8	26.3	22.9
84 8 U U			16.6	21.3	26.5	32.7	38.9	43.1	47.9	55.4	57.3	55.9	54.0	52.1	51.2	48.3	46.4	42.6	38.4	33.2	29.4	25.1	21.8
86 5 MC R				27.3	34.0	41.9	49.8	55.3	61.4	71.1	73.5	71.7	69.2	66.8	65.6	62.0	59.5	54.7	49.2	42.5	37.7	32.2	27.9
86 9 U *		3.4		20.6																			
86 9 U R		6.8		26.5																			
86 9 U A		15.1		34.7																			
89 5 U U				18.0	22.4	27.5	32.7	36.3	40.3	46.7	48.3	47.1	45.5	43.9	43.1	40.7	39.1	35.9	32.3	27.9	24.8	21.2	18.4
90 9 UC R		11.0		31.0																			
90 9 UC A		21.0		39.0																			
92 5 U U				32.2	36.6	41.7	46.7	58.1	65.1	73.9	76.4	78.3	76.4	73.9	70.1	65.1	58.8	51.2	46.7	39.8	33.5	27.2	23.4
92 10 UC R		1.5	1.7	8.3	13.8	15.6	17.5	21.8															
92 10 UC A		14.0	15.4	29.2	41.3	46.9	52.6	65.4															
93 5 U U				20.5	23.3	26.5	29.7	36.9	41.3	47.0	48.6	49.8	48.6	47.0	44.6	41.3	37.3	32.5	29.7	25.3	21.3	17.3	14.9
93 9 UC R		9.0		25.0																			
94 11 U U				21.1	24.0	27.3	30.6	38.1	42.6	48.4	50.1	51.3	50.1	48.4	45.9	42.6	38.5	33.5	23.8	20.2	17.0	13.8	11.9
95 12 UC U				19.9	22.6	25.7	28.9	35.9	30.0	34.1	34.9	35.8	48.2	46.6	40.8	37.8	30.2	26.3	22.8	19.4	16.4	13.3	11.4
95 12 A U				21.8	24.7	28.2	31.6	39.3	30.0	34.1	36.3	37.2	49.3	47.6	40.8	37.8	30.2	26.3	23.7	20.2	17.0	13.8	11.8
95 13 UC R				29.9	34.1																		
95 13 UC A				33.7	38.3																		
95 14 UC A			27.0	30.6	34.8	39.6	44.4	55.2															

Frequency	Age group																					
Product Source Year	12	13	14	15	16	17	18	19	20	21 - 24	25 - 29	30 - 34	35 - 39	40 - 44	45 - 49	50 - 54	55 - 59	60 - 64	65 - 69	70 - 74	75 - 79	80 - 84	85+
65 1 UC U																							
66 2 U U				9.5	12.2	15.1	18.2	20.0	32.2	31.6	28.2	26.3	23.5	19.9	17.5	14.3	12.2	9.6	7.7	5.8	4.3	3.8	3.8
75 3 U U				15.0	11.3	13.4	15.5	18.6	24.7	31.7	34.3	36.0	34.1	32.0	25.9	21.6	16.5	12.9	9.9	6.6	4.5	3.1	3.1
80 4 UC U				18.2	21.8																		
80 5 U U				10.3	12.4	14.7	17.1	20.4	27.1	34.9	37.7	39.6	37.5	35.2	28.4	23.8	18.1	14.2	10.9	7.2	4.9	3.4	3.4
82 6 UC R				13.1	15.7	18.6	21.6	25.8	34.3	44.1	47.7	50.0	35.2	33.0	26.2	21.9	11.1	8.7	6.6	4.4	3.0	2.1	2.1
82 6 A A				13.7	16.5	19.6	22.7	27.1	36.1	46.4	50.2	52.6	37.2	34.9	26.7	22.4	12.2	9.6	7.3	4.9	3.3	2.3	2.3
83 7 UC R				11.6	14.0	16.6	19.2	23.0	30.6	39.3	42.5	44.5	47.4	44.5	33.7	28.2	29.7	23.3	17.8	11.9	8.0	5.5	5.5
83 7 A A				12.0	14.4	17.1	19.8	23.7	31.5	40.5	43.8	45.9	48.6	45.6	34.9	29.2	30.2	23.7	18.1	12.1	8.2	5.6	5.6
84 8 U U			9.5	11.2	13.4	16.0	18.5	22.1	29.4	37.8	40.9	42.9	40.6	38.1	30.8	25.8	19.6	15.4	11.8	7.8	5.3	3.6	3.6
86 5 MC R				9.6	11.6	13.7	15.9	19.0	25.3	32.5	35.2	36.9	34.9	32.8	26.5	22.2	16.9	13.3	10.1	6.7	4.6	3.1	3.1
86 9 U *		0.9		14.1																			
86 9 U R		2.1		20.9																			
86 9 U A		6.9		29.1																			
89 5 U U				11.4	13.7	16.2	18.8	22.5	29.9	38.5	41.6	43.6	41.3	38.8	31.3	26.2	19.9	15.7	12.0	8.0	5.4	3.7	3.7
90 9 UC R		5.0		20.0																			
90 9 UC A		11.0		29.0																			
92 5 U U				15.6	17.5	19.5	21.9	27.9	29.2	31.5	31.5	31.8	30.5	30.2	28.4	27.1	23.7	21.6	17.5	15.6	12.0	11.5	7.3
92 10 UC R		1.9	2.1	3.5	4.8	5.4	6.0	7.7															
92 10 UC A		17.0	18.4	23.5	28.7	32.1	36.0	45.8															
93 5 U U				23.2	25.9	28.9	32.4	41.3	43.2	46.7	46.7	47.1	45.2	44.8	42.1	40.1	35.1	32.0	25.9	23.2	17.8	17.0	10.8
93 9 UC R		7.0		19.0																			
94 11 U U				15.1	16.8	18.8	21.1	26.8	28.1	30.4	30.4	30.6	29.4	29.1	27.3	26.1	22.8	20.8	15.7	14.1	10.8	10.3	6.6
95 12 UC U				17.6	19.7	22.0	24.7	31.4	26.5	28.6	34.1	34.3	37.4	37.1	34.1	32.5	20.8	19.0	15.6	14.0	10.7	10.3	6.5
95 12 A U				18.5	20.7	23.2	26.0	33.1	26.5	28.6	34.7	35.0	38.0	37.6	34.1	32.5	21.0	19.2	15.9	14.2	10.9	10.4	6.6
95 13 UC R				24.6	27.4																		
95 13 UC A				30.2	33.8																		
95 14 UC A			27.8	30.3	33.9	37.9	42.5	54.1															

Frequency				Age group																						
Product																										
Source				12	13	14	15	16	17	18	19	20	21 - 24	25 - 29	30 - 34	35 - 39	40 - 44	45 - 49	50 - 54	55 - 59	60 - 64	65 - 69	70 - 74	75 - 79	80 - 84	85+
Year																										
68	2	U	R				25.6	32.3	39.6	47.4	53.0	58.5	56.9	58.0	59.1	60.2	60.8	60.2	59.7	58.0	56.3	52.4	47.4	42.9	41.8	41.8
74	3	U	R	9.3	18.0	21.5	26.7	33.7																		
74	3	U	A	13.0	25.3	30.2	37.5	47.3																		
78	2	U	R																							⋮
78	3	U	R	6.3	12.2	14.6	18.2	22.9																		
78	3	U	A	8.6	16.8	20.0	24.9	31.3																		
82	3	U	R	5.2	10.4	12.1	15.6	19.4																		
82	3	U	A	6.5	13.0	15.2	19.5	24.2																		
83	4	UC	R				14.0	17.4	21.4	25.4	28.2	31.3	36.3	37.5	36.6	31.8	30.7	27.1	25.6	19.5	17.9	16.1	14.0	12.4	10.6	9.2
83	4	A	A				21.9	27.2	33.5	39.8	44.2	49.1	56.8	58.8	57.3	60.1	58.0	48.5	45.8	46.9	43.0	38.7	33.5	29.7	25.3	22.0
85	2	U	R				19.2	23.9	29.4	35.0	38.8	43.1	49.9	51.6	50.4	48.7	46.9	46.1	43.5	41.8	38.4	34.6	29.9	26.5	22.6	19.6
86	2	U	R				16.6	20.7	25.5	30.3	33.6	37.3	43.2	44.7	43.6	42.1	40.6	39.9	37.7	36.2	33.2	29.9	25.9	22.9	19.6	17.0
86	3	U	R	1.3	1.7	7.5	16.2	25.1																		
86	3	U	A	4.6	9.2	10.7	13.8	17.1																		
87	1	U	R				13.7	17.1	21.0	25.0	27.7	30.8	35.6	45.5	44.4	42.7	41.2	36.0	34.0	34.3	31.5	30.8	26.6	18.0	12.7	11.0
87	1	U	A				17.5	21.8	26.8	31.9	35.4	39.3	45.5	47.0	45.9	44.3	42.8	42.0	39.7	38.1	35.0	31.5	27.2	24.1	12.7	11.0
87	2	U	R				16.8	20.9	25.7	30.6	34.0	37.7	43.7	45.2	44.0	42.5	41.0	40.3	38.1	36.6	33.6	30.2	26.1	23.1	19.8	17.2
88	1	U	R				14.5	18.0	22.2	26.3	29.2	32.4	37.6	38.9	37.9	36.6	35.3	34.7	32.8	31.5	28.9	26.0	22.5	19.9	12.7	11.0
88	1	U	A				16.3	20.3	25.1	29.8	33.1	36.7	42.5	43.9	42.9	41.4	40.0	39.2	37.0	35.6	32.7	29.4	25.4	22.5	12.7	11.0
88	2	U	R				15.8	19.6	24.2	28.7	31.9	35.4	41.0	42.4	41.3	39.9	38.5	37.8	35.7	34.3	31.5	28.4	24.5	21.7	18.6	16.1
89	1	U	R				10.1	12.6	15.5	18.4	20.4	30.2	35.0	36.2	36.1	34.9	35.5	34.8	29.8	28.6	33.9	30.6	14.6	12.9	12.7	11.0
89	1	U	A				10.6	13.1	16.2	19.2	21.4	33.0	38.3	39.6	40.9	39.5	41.6	40.9	33.7	32.4	38.7	34.8	14.6	12.9	12.7	11.0
89	2	U	R				15.0	18.6	22.9	27.2	30.2	33.6	38.9	40.2	39.2	37.9	36.5	35.9	33.9	32.6	29.9	26.9	23.3	20.6	17.6	15.3
90	1	U	R				15.3	17.4	19.8	22.2	27.5	30.8	35.0	36.2	37.1	36.2	35.0	33.2	30.8	27.8	24.3	22.2	18.9	15.9	12.8	11.0
90	1	U	A				17.5	19.8	22.6	25.3	31.5	35.2	40.0	41.4	42.4	41.4	40.0	38.0	35.2	31.8	27.7	25.3	21.6	18.1	12.8	11.0
90	2	U	R				16.8	19.1	21.8	24.4	30.4	34.0	38.6	39.9	40.9	39.9	38.6	36.6	34.0	30.7	26.7	24.4	20.8	17.5	14.2	12.2
90	5	U	R				11.0	11.0																		
91	1	U	R				11.1	12.6	14.3	16.1	20.0	29.0	32.9	34.0	43.8	42.7	34.0	32.2	36.9	33.3	27.6	25.2	20.5	17.3	12.8	11.0
91	1	U	A				12.9	14.6	16.6	18.7	23.2	32.4	36.8	38.0	47.6	46.5	37.7	35.7	37.5	33.9	30.3	27.7	20.5	17.3	12.8	11.0
92	1	U	R				13.9	15.8	18.0	20.2	25.1	28.1	31.9	33.0	33.8	33.0	31.9	30.3	28.1	25.4	22.1	20.2	17.2	14.5	12.8	11.0
92	1	U	A				16.4	18.7	21.3	23.9	29.7	33.2	37.7	39.0	40.0	39.0	37.7	35.8	33.2	30.0	26.1	23.9	20.3	17.1	12.8	11.0
93	1	U	R				12.3	13.9	15.9	17.8	22.1	24.2	27.4	28.4	33.0	32.2	33.2	31.5	25.2	22.7	19.5	17.8	16.6	13.9	17.7	15.3
93	1	U	A				14.2	16.2	18.4	20.6	25.6	26.1	29.6	30.6	35.3	34.5	36.5	34.6	26.5	23.9	21.9	20.0	18.6	15.6	21.5	18.5
93	1*	U	R				12.9	14.7	16.7	18.8	23.3	26.1	29.6	30.7	31.4	30.7	29.6	28.1	26.1	23.6	20.5	18.8	16.0	13.4	10.9	9.4
93	1*	U	A				14.1	16.0	18.3	20.5	25.5	28.5	32.4	33.5	34.3	33.5	32.4	30.7	28.5	25.7	22.4	20.5	17.4	14.7	11.9	10.2
94	1	U	R				11.7	13.3	15.1	16.9	21.0	27.9	31.7	32.8	35.5	34.7	31.8	30.2	31.9	28.8	24.9	22.8	17.3	14.6	2.9	2.5
94	1	U	A				14.2	16.2	18.4	20.6	25.6	31.4	35.7	36.9	40.0	39.0	35.8	34.0	33.1	29.9	26.5	24.2	18.3	15.4	2.9	2.5
94	1*	U	R				13.8	15.7	17.9	20.0	24.9	27.9	31.7	32.8	33.6	32.8	31.7	30.1	27.9	25.2	21.9	20.0	17.1	14.4	11.6	10.0
94	1*	U	A				15.4	17.5	19.9	22.3	27.8	31.1	35.3	36.5	37.4	36.5	35.3	33.5	31.1	28.1	24.5	22.3	19.0	16.0	13.0	11.2
94	5	U	R				15.0	26.0																		
95	1	U	R				12.9	14.7	16.7	18.8	23.3	21.5	24.4	25.2	35.3	34.5	30.7	29.2	31.0	28.0	22.5	20.6	21.2	17.8	10.0	8.6
95	1	U	A				14.9	16.9	19.3	21.6	26.8	28.8	32.8	33.9	41.9	40.9	37.4	35.5	35.4	32.0	28.2	25.7	22.2	18.7	10.0	8.6
95	1*	U	R				13.2	15.1	17.1	19.2	23.9	26.7	30.4	31.4	32.2	31.4	30.4	28.8	26.7	24.2	21.0	19.2	16.4	13.8	11.2	9.6
95	1*	U	A				16.0	18.2	20.7	23.2	28.8	32.3	36.6	37.9	38.8	37.9	36.6	34.8	32.3	29.1	25.4	23.2	19.7	16.6	13.5	11.6
95	6	UC	R				20.6	23.4																		
95	6	UC	A				28.1	31.9																		

Frequency	Age group																					
Product Source Year	12	13	14	15	16	17	18	19	20	21 - 24	25 - 29	30 - 34	35 - 39	40 - 44	45 - 49	50 - 54	55 - 59	60 - 64	65 - 69	70 - 74	75 - 79	80 - 84	85+
68 2 U R																							
74 3 U R	11.6	23.7	25.6	27.9	31.2																		
74 3 U A	16.3	33.2	35.9	39.1	43.7																		
78 2 U R				22.9	25.6	28.6	32.1	40.9	42.8	46.2	46.2	46.6	44.7	44.3	41.6	39.7	34.7	31.7	25.6	22.9	17.6	16.8	10.7
78 3 U R	9.3	19.1	20.6	22.4	25.0																		
78 3 U A	12.8	26.2	28.2	30.8	34.4																		
82 3 U R	7.9	16.1	17.4	19.0	21.2																		
82 3 U A	10.7	21.8	23.5	25.7	28.6																		
83 4 UC R				22.7	25.4	28.4	31.8	40.5	42.4	45.8	45.8	46.2	45.0	44.6	39.5	37.7	35.4	32.3	26.1	23.3	17.9	17.1	10.9
83 4 A A				24.5	27.4	30.6	34.3	43.7	45.7	49.4	49.4	49.8	48.8	48.4	45.2	43.1	40.2	36.7	29.6	26.5	20.3	19.4	12.4
85 2 U R				22.3	24.9	27.9	31.2	39.8	41.7	45.0	45.0	45.4	43.5	43.2	40.6	38.7	33.9	30.9	24.9	22.3	17.1	16.4	10.4
86 2 U R				21.2	23.7	26.5	29.7	37.9	39.6	42.8	42.8	43.2	41.4	41.1	38.6	36.8	32.2	29.4	23.7	21.2	16.3	15.6	9.9
86 3 U R	0.2	4.0	10.8	22.1	27.2																		
86 3 U A	6.9	14.1	15.2	16.6	18.5																		
87 1 U R				16.8	18.8	21.0	23.6	30.0	31.4	33.9	36.9	37.2	40.2	39.8	31.7	30.3	26.1	23.8	19.9	17.9	15.0	14.4	9.2
87 1 U A				20.6	23.0	25.8	28.9	36.8	38.5	41.6	41.6	41.9	40.2	39.9	37.5	35.7	31.3	28.5	23.0	20.6	15.8	14.4	9.2
87 2 U R				19.8	22.2	24.8	27.8	35.4	37.0	40.0	40.0	40.3	38.7	38.4	36.0	34.4	30.1	27.4	22.2	19.8	15.2	14.5	9.3
88 1 U R				19.0	21.2	23.7	26.6	33.8	35.4	38.3	38.3	38.6	37.0	36.7	34.5	32.9	28.8	26.2	21.2	19.0	14.5	14.5	9.2
88 1 U A				20.8	23.3	26.1	29.2	37.2	38.9	42.0	42.0	42.4	40.7	40.3	37.9	36.1	31.6	28.8	23.3	20.8	16.0	14.5	9.2
88 2 U R				20.6	23.0	25.8	28.9	36.8	38.5	41.6	41.6	41.9	40.2	39.9	37.5	35.7	31.3	28.5	23.0	20.6	15.8	15.1	9.6
89 1 U R				12.4	13.8	15.5	17.3	22.1	32.2	34.8	34.8	36.0	34.5	42.1	39.6	37.0	32.4	33.0	26.7	23.8	18.2	14.5	9.2
89 1 U A				15.1	16.9	18.9	21.2	27.0	36.4	39.3	39.3	41.3	39.6	44.9	42.2	38.5	33.7	35.0	28.3	26.2	20.1	14.5	9.2
89 2 U R				21.0	23.5	26.3	29.4	37.5	39.3	42.4	42.4	42.8	41.0	40.7	38.2	36.5	31.9	29.1	23.5	21.0	16.1	15.4	9.8
90 1 U R				17.6	19.6	21.9	24.6	31.3	32.8	35.4	35.4	35.7	34.2	33.9	31.9	30.4	26.6	24.3	19.6	17.6	13.5	14.6	9.3
90 1 U A				19.5	21.8	24.4	27.3	34.8	36.4	39.3	39.3	39.6	38.0	37.7	35.4	33.8	29.6	27.0	21.8	19.5	14.9	14.6	9.3
90 2 U R				19.1	21.3	23.9	26.8	34.1	35.7	38.6	38.6	38.9	37.3	37.0	34.7	33.1	29.0	26.4	21.3	19.1	14.7	14.0	8.9
90 5 U R				13.0	18.0																		
91 1 U R				14.3	15.9	17.8	20.0	25.5	31.2	33.7	33.7	38.9	37.3	33.5	31.5	32.3	28.3	19.2	15.5	21.7	16.7	14.5	9.2
91 1 U A				17.4	19.4	21.8	24.4	31.0	34.7	37.5	37.5	42.4	40.7	36.4	34.2	33.9	29.7	20.6	16.7	22.6	17.3	14.5	9.2
92 1 U R				17.4	19.5	21.8	24.4	31.1	32.5	35.2	35.2	35.4	34.0	33.7	31.7	30.2	26.4	24.1	19.5	17.4	13.4	14.5	9.2
92 1 U A				19.5	21.8	24.4	27.4	34.9	36.5	39.4	39.4	39.7	38.1	37.8	35.5	33.9	29.6	27.0	21.8	19.5	15.0	14.5	9.2
93 1 U R				14.8	16.5	18.5	20.7	26.4	23.1	25.0	25.0	35.0	33.6	33.5	31.5	32.2	28.2	28.0	22.6	14.4	11.0	11.6	7.4
93 1 U A				16.6	18.5	20.7	23.2	29.5	26.7	28.8	28.8	39.0	37.4	36.7	34.5	32.9	28.8	30.9	24.9	16.1	12.4	13.9	8.9
93 1* U R				15.9	17.8	19.9	22.3	28.4	29.7	32.1	32.1	32.3	31.0	30.7	28.9	27.6	24.1	22.0	17.8	15.9	12.2	11.7	7.4
93 1* U A				17.5	19.6	21.9	24.6	31.3	32.8	35.4	35.4	35.7	34.2	33.9	31.9	30.4	26.6	24.3	19.6	17.5	13.5	12.9	8.2
94 1 U R				10.6	11.8	13.3	14.9	18.9	26.8	28.9	28.9	31.4	30.1	32.8	30.8	31.0	27.1	16.7	13.5	23.3	17.9	19.8	12.6
94 1 U A				14.3	15.9	17.8	20.0	25.5	31.8	34.4	34.4	34.7	33.3	36.7	34.5	32.3	28.2	22.0	17.8	23.3	17.9	22.0	14.0
94 1* U R				15.2	17.0	19.0	21.3	27.1	28.4	30.7	30.7	30.9	29.6	29.4	27.6	26.3	23.1	21.0	17.0	15.2	11.7	11.1	7.1
94 1* U A				17.4	19.4	21.7	24.3	31.0	32.4	35.0	35.0	35.3	33.9	33.6	31.6	30.1	26.3	24.0	19.4	17.4	13.3	12.7	8.1
94 5 U R				20.0	19.0																		
95 1 U R				14.7	16.5	18.4	20.6	26.3	25.7	27.8	27.8	37.5	35.9	30.3	28.5	25.7	22.5	20.7	16.7	21.2	16.3	23.6	15.0
95 1 U A				22.1	24.7	27.7	31.0	39.5	31.5	34.1	34.1	42.9	41.1	37.3	35.1	29.2	25.6	26.0	21.0	23.2	17.8	28.3	18.0
95 1* U R				15.8	17.7	19.8	22.1	28.2	29.5	31.9	31.9	32.2	30.8	30.6	28.7	27.4	24.0	21.9	17.7	15.8	12.1	11.6	7.4
95 1* U A				19.2	21.4	24.0	26.8	34.2	35.8	38.7	38.7	39.0	37.4	37.1	34.8	33.2	29.1	26.5	21.4	19.2	14.7	14.1	8.9
95 6 UC R				18.9	21.1																		
95 6 UC A				31.2	34.8																		

Frequency	Age group																					
Product Source Year	12	13	14	15	16	17	18	19	20	21 - 24	25 - 29	30 - 34	35 - 39	40 - 44	45 - 49	50 - 54	55 - 59	60 - 64	65 - 69	70 - 74	75 - 79	80 - 84	85+
59 11 UC R	22.0	19.1	27.3	28.8	43.0	45.2	52.4	39.9	44.3														
59 11 UC A	38.3	32.2	45.5	47.3	63.5	62.4	66.7	79.7	88.4														
61 7 U R				30.0	35.6	43.5	52.1	58.2	64.4	62.5	63.8	65.0	66.2	66.8	66.2	65.6	63.8	61.9	57.6	52.1	47.2	46.0	46.0
61 7 U U				30.3	38.2	46.7	55.9	62.5	69.1	67.1	68.4	69.7	71.0	71.7	71.0	70.4	68.4	66.4	61.8	55.9	50.6	49.3	49.3
62 5 UC R	23.3	40.4	48.4																				
67 2 U R	13.0	19.0	31.0	36.0	42.0	43.0	55.0	61.5															
67 7 MC A				30.0	30.9	38.1	45.3	50.3	55.8	64.6	66.8	65.2	63.0	60.7	59.6	56.3	54.1	49.7	44.7	38.7	34.2	29.3	25.4
67 10 U U				32.0	40.3	49.3	59.1	66.0	73.0	70.9	72.3	73.7	75.1	75.8	75.1	74.4	72.3	70.2	65.3	59.1	53.5	52.1	52.1
69 12 U U	8.3	7.6	17.0	20.0	36.0	35.0	28.0	31.3															
70 2 U R	25.0	24.0	33.0	38.0	45.0	44.0	47.0	52.5															
71 3 U R	14.0	15.0	21.0	30.0	36.0	41.0	39.0	43.6															
71 7 MC U				30.0	31.4	38.7	46.0	51.0	56.7	65.6	67.9	66.2	63.9	61.7	60.6	57.2	55.0	50.5	45.4	39.3	34.8	29.7	25.8
71 7 A U				29.2	36.8	45.0	53.9	60.2	69.8	67.8	69.2	70.5	71.8	72.5	71.8	71.1	69.2	67.2	62.5	56.5	51.2	49.9	49.9
72 8 UC R				30.0	27.7	34.1	40.5	45.0	49.9	57.8	59.8	58.3	56.3	54.3	53.4	50.4	48.4	44.5	40.0	34.6	30.6	26.2	22.7
73 8 UC R				30.0	27.1	33.4	39.7	44.0	48.9	56.6	58.5	57.1	55.1	53.2	52.2	49.3	47.4	43.5	39.2	33.9	30.0	25.6	22.2
74 8 UC R				30.0	25.4	31.3	37.1	41.2	45.8	53.0	54.8	53.5	51.6	49.8	48.9	46.2	44.4	40.8	36.7	31.7	28.1	24.0	20.8
75 7 U R				30.0	29.8	36.5	43.7	48.9	54.0	52.5	53.5	54.5	55.6	56.1	55.6	55.0	53.5	52.0	48.4	43.7	39.6	38.6	38.6
75 8 UC R				30.0	25.3	31.2	37.1	41.2	45.7	53.0	54.8	53.4	51.6	49.8	48.9	46.2	44.4	40.7	36.7	31.7	28.1	24.0	20.8
76 8 UC R				30.0	24.1	29.7	35.3	39.2	43.5	50.4	52.1	50.8	49.1	47.4	46.5	43.9	42.2	38.7	34.9	30.1	26.7	22.8	19.8
77 1 UC U				21.5	26.8	33.0	39.2	43.5	48.3	47.0	47.6	46.4	40.7	39.3	48.3	45.6	48.9	44.9	45.1	39.0	34.5	29.5	25.6
77 8 UC R				30.0	24.6	30.4	36.1	40.0	44.4	51.5	53.2	51.9	50.2	48.4	47.5	44.9	43.1	39.6	35.6	30.8	27.3	23.3	20.2
78 8 UC R				30.0	22.4	27.6	32.7	36.3	40.3	46.7	48.3	47.1	45.5	43.9	43.1	40.7	39.1	35.9	32.3	28.0	24.8	21.2	18.4
79 9 UC U				16.9	21.0	25.9	30.7	34.1	37.8	43.8	45.3	44.2	42.7	41.2	40.5	38.2	36.7	33.7	30.3	26.2	23.2	19.9	17.2
80 1 UC U				16.0	19.9	24.5	29.1	32.3	35.8	42.0	46.6	45.4	37.6	36.3	46.3	43.7	39.5	36.3	34.6	29.9	26.5	22.7	19.7
80 2 U R	21.0	31.0	39.0	37.0	32.0	31.0	46.0	51.4															
80 2 U A	43.0	55.0	61.0	58.0	62.0	60.0	69.0	77.1															
80 8 UC R				30.0	21.8	26.8	31.9	35.4	39.2	45.5	47.0	45.8	44.3	42.7	42.0	39.6	38.1	35.0	31.5	27.2	24.1	20.6	17.9
80 13 A U				23.0	29.0	35.6	42.6	47.6	52.6	51.1	52.1	53.1	54.1	54.6	54.1	53.6	52.1	50.6	47.1	42.6	38.6	37.6	37.6
81 8 UC R				30.0	21.7	26.8	31.8	35.3	39.2	45.4	47.0	45.8	44.3	42.7	41.9	39.6	38.0	34.9	31.4	27.2	24.1	20.6	17.9
82 3 U R	23.0	23.0	34.0	38.0	36.0	44.0	46.0	51.4															
82 8 UC R				30.0	18.9	23.3	27.7	30.8	34.1	39.5	40.9	39.9	38.5	37.2	36.5	34.5	33.1	30.4	27.4	23.7	21.0	17.9	15.5
83 8 UC R				30.0	18.9	23.3	27.7	30.7	34.1	39.5	40.8	39.8	38.5	37.1	36.4	34.4	33.1	30.4	27.3	23.6	20.9	17.9	15.5
83 14 UC R	9.3	18.5																					
83 14 UC A	20.5	41.1																					
84 4 UC R	9.3	18.5	25.5	29.9	32.6	26.3	31.3	34.7															
84 4 UC A	18.8	37.6	36.1	39.5	43.1	33.4	39.8	44.1															
84 8 UC R				30.0	20.6	25.4	30.1	33.5	37.1	43.0	44.5	43.4	41.9	40.4	39.7	37.5	36.0	33.1	29.8	25.7	22.8	19.5	16.9
85 8 UC R				16.3	20.3	25.0	29.8	33.0	36.7	42.5	43.9	42.8	41.4	39.9	39.2	37.0	35.6	32.7	29.4	25.4	22.5	19.2	16.7
86 8 UC R				15.4	19.2	23.6	28.1	31.2	34.6	40.1	41.5	40.4	39.1	37.7	37.0	34.9	33.6	30.8	27.8	24.0	21.2	18.2	15.8
86 15 * R				12.1	15.0	18.5	22.0	24.4	27.1	31.4	32.5	31.7	30.6	29.5	29.0	27.4	26.3	24.1	21.7	18.8	16.6	14.2	12.3
86 15 UC R				13.6	16.9	20.8	24.7	27.4	30.5	35.3	36.5	35.6	34.4	33.2	32.6	30.8	29.6	27.1	24.4	21.1	18.7	16.0	13.9
86 15 A R				18.3	23.0	28.2	33.8	37.8	41.7	40.5	41.3	42.1	42.9	43.3	41.9	41.5	32.5	31.5	29.3	26.5	24.0	23.4	23.4
87 8 UC R				13.6	16.9	20.9	24.8	27.5	30.5	35.4	36.6	35.7	34.5	33.3	32.7	30.8	29.6	27.2	24.5	21.2	18.8	16.0	13.9
87 19 U U				17.8	22.5	27.5	32.9	36.8	40.7	39.5	40.3	41.1	41.9	42.2	41.9	41.5	40.3	39.1	36.4	32.9	29.8	29.1	29.1
88 8 UC R				14.5	18.1	22.3	26.5	29.4	32.6	37.8	39.0	38.1	36.8	35.5	34.9	32.9	31.6	29.0	26.1	22.6	20.0	17.1	14.8
89 8 UC R				14.1	17.5	21.6	25.6	28.5	31.6	36.6	37.8	36.9	35.7	34.4	33.8	31.9	30.7	28.2	25.3	21.9	19.4	16.6	14.4
89 19 U U				18.8	23.6	28.9	34.7	38.7	42.8	41.6	42.4	43.2	44.0	44.4	44.0	43.6	42.4	41.2	38.3	34.7	31.4	30.6	30.6
90 8 UC R				13.6	17.0	20.9	24.9	27.6	30.6	35.5	36.7	35.8	34.6	33.3	32.7	30.9	29.7	27.3	24.6	21.2	18.8	16.1	13.9
90 16 U R			3.0	6.0																			
90 16 U A	0.0	4.1	4.8	6.1																			
91 8 UC R				13.6	17.0	20.9	24.8	27.6	30.6	35.4	36.6	35.7	34.5	33.3	32.7	30.9	29.7	27.3	24.5	21.2	18.8	16.0	13.9
91 15 * R				10.8	13.4	16.5	19.6	21.8	24.2	28.0	28.9	28.2	27.3	26.3	25.8	24.4	23.4	21.5	19.4	16.7	14.8	12.7	11.0
91 15 UC R				11.7	14.6	18.0	21.4	23.8	26.4	30.5	31.6	30.8	29.8	28.7	28.2	26.6	25.6	23.5	21.1	18.3	16.2	13.8	12.0
91 15 A R				17.0	21.2	26.1	31.0	34.4	38.2	44.3	45.8	44.7	43.1	41.6	32.1	30.3	31.6	29.1	26.1	22.6	20.0	17.1	14.8
91 19 U U				15.9	19.8	24.4	29.0	32.2	35.7	41.3	42.7	41.7	40.3	38.9	38.2	36.0	34.6	31.8	28.6	24.7	21.9	18.7	16.3
92 8 UC R				14.1	17.5	21.6	25.6	28.4	31.6	36.6	37.8	36.9	35.6	34.4	33.8	31.9	30.6	28.1	25.3	21.9	19.4	16.6	14.4
93 8 UC R				13.1	16.4	20.2	24.0	26.6	29.5	34.2	35.3	34.5	33.3	32.1	31.5	29.8	28.6	26.3	23.7	20.4	18.1	15.5	13.4
93 17 U R	5.4	10.9	12.7	16.3	20.3	25.0	29.7	32.9															
94 19 U U				16.3	20.3	25.0	29.7	32.9	36.6	42.4	43.8	42.7	41.3	39.8	39.1	36.9	35.5	32.6	29.3	25.3	22.4	19.2	16.7

Annex A (continued)

Frequency	Age group																					
Product Source Year	12	13	14	15	16	17	18	19	20	21 - 24	25 - 29	30 - 34	35 - 39	40 - 44	45 - 49	50 - 54	55 - 59	60 - 64	65 - 69	70 - 74	75 - 79	80 - 84	85+
95 18 UC R				25.8	32.2																		
95 18 UC A				33.0	41.0																		
95 20 U R		15.6	18.2																				

Annex A Prevalence of smoking – individual surveys. Ireland, females

Frequency	Age group																					
Product Source Year	12	13	14	15	16	17	18	19	20	21 - 24	25 - 29	30 - 34	35 - 39	40 - 44	45 - 49	50 - 54	55 - 59	60 - 64	65 - 69	70 - 74	75 - 79	80 - 84	85+
59 11 UC R	2.4	3.6	7.8	10.7	12.3	15.8	12.5	15.9															
59 11 UC A	8.8	14.3	27.1	37.3	29.4	47.4	31.3	39.9															
61 7 U R				10.0	26.0	29.1	32.6	41.6	43.5	47.0	47.0	47.4	45.4	45.0	42.3	40.4	35.3	32.2	26.0	23.3	17.9	17.1	10.9
61 7 U U																							
62 5 UC R	4.1	10.0	11.2																				
67 2 U R	1.0	6.0	11.0	13.0	15.0	22.0	20.0	25.5															
67 7 MC A				15.0	26.3	29.4	32.9	41.9	43.9	47.4	47.4	47.8	45.9	45.5	42.7	40.8	35.7	32.5	26.3	23.5	18.0	17.2	11.0
67 10 U U				24.3	27.1	30.3	34.0	43.2	45.3	48.9	48.9	49.3	47.3	46.9	44.1	42.0	36.8	33.5	27.1	24.3	18.6	17.8	11.3
69 12 U U	0.0	1.7	10.3	20.6	34.0	22.0	10.3	13.1															
70 2 U R	3.0	9.0	18.0	25.0	28.0	29.0	28.0	35.7															
71 3 U R	2.0	7.0	11.0	13.0	21.0	19.0	19.0	24.2															
71 7 MC U				15.0	28.9	32.3	36.2	46.1	48.3	52.2	52.2	52.6	50.4	50.0	47.0	44.8	39.2	35.8	28.9	25.9	19.8	19.0	12.1
71 7 A U																							
72 8 UC R				15.0	25.4	28.5	31.9	40.6	42.5	45.9	45.9	46.3	44.4	44.0	41.4	39.5	34.6	31.5	25.4	22.8	17.5	16.7	10.6
73 8 UC R				15.0	26.1	29.2	32.7	41.7	43.7	47.2	47.2	47.6	45.6	45.2	42.5	40.5	35.5	32.4	26.1	23.4	17.9	17.2	10.9
74 8 UC R				15.0	25.4	28.4	31.9	40.6	42.5	45.9	45.9	46.3	44.4	44.0	41.3	39.4	34.5	31.5	25.4	22.8	17.4	16.7	10.6
75 7 U R				20.0	28.8	32.3	36.1	46.0	48.2	52.1	52.1	52.5	50.3	49.9	46.9	44.7	39.2	35.7	28.8	25.8	19.8	18.9	12.0
75 8 UC R				20.0	23.3	26.1	29.3	37.3	39.0	42.1	42.1	42.5	40.8	40.4	38.0	36.2	31.7	28.9	23.3	20.9	16.0	15.3	9.8
76 8 UC R				20.0	23.2	26.0	29.1	37.1	38.8	41.9	41.9	42.3	40.6	40.2	37.8	36.1	31.5	28.8	23.2	20.8	15.9	15.3	9.7
77 1 UC U				21.6	24.1	27.0	30.2	38.5	40.3	40.0	39.8	40.2	34.1	33.8	37.9	36.1	34.4	31.4	24.2	21.6	16.6	15.9	10.1
77 8 UC R				20.0	23.2	26.0	29.1	37.0	38.8	41.9	41.9	42.2	40.5	40.2	37.7	36.0	31.5	28.7	23.2	20.8	15.9	15.2	9.7
78 8 UC R				20.0	21.1	23.6	26.5	33.7	35.3	38.1	38.1	38.5	36.9	36.6	34.4	32.8	28.7	26.2	21.1	18.9	14.5	13.9	8.8
79 9 UC U				20.3	22.7	25.4	28.5	36.2	37.9	41.0	41.0	41.3	39.6	39.3	36.9	35.2	30.8	28.1	22.7	20.3	15.6	14.9	9.5
80 1 UC U				16.5	18.5	20.7	23.2	29.5	30.9	40.0	38.8	39.2	32.1	31.9	35.8	34.2	34.4	31.4	26.6	23.8	18.3	17.5	11.1
80 2 U R	10.0	18.0	29.0	27.0	32.0	34.0	29.0	36.9															
80 2 U A	29.0	40.0	53.0	57.0	63.0	65.0	59.0	75.2															
80 8 UC R				20.0	21.8	24.4	27.3	34.7	36.4	39.3	39.3	39.6	38.0	37.7	35.4	33.8	29.6	27.0	21.8	19.5	14.9	14.3	9.1
80 13 A U				22.1	24.7	27.7	31.0	39.5	41.3	44.7	44.7	45.0	43.2	42.8	40.2	38.4	33.6	30.6	24.7	22.1	17.0	16.2	10.3
81 8 UC R				20.0	21.7	24.3	27.3	34.7	36.3	39.3	39.3	39.6	38.0	37.6	35.4	33.7	29.5	26.9	21.7	19.5	14.9	14.3	9.1
82 3 U R	11.0	16.0	26.0	26.0	26.0	34.0	32.0	40.8															
82 8 UC R				20.0	19.7	22.0	24.7	31.4	32.9	35.5	35.5	35.8	34.3	34.0	32.0	30.5	26.7	24.4	19.7	17.6	13.5	12.9	8.2
83 8 UC R				20.0	20.3	22.7	25.5	32.4	33.9	36.7	36.7	37.0	35.5	35.2	33.0	31.5	27.6	25.2	20.3	18.2	13.9	13.3	8.5
83 14 UC R	3.0	6.0																					
83 14 UC A	8.7	17.7																					
84 4 UC R	6.1	12.3	18.0	19.5	28.2	29.7	33.3	42.4															
84 4 UC A	15.5	31.7	36.5	38.3	42.0	39.9	44.7	56.9															
84 8 UC R				20.0	21.7	24.3	27.2	34.6	36.3	39.2	39.2	39.5	37.9	37.6	35.3	33.7	29.5	26.9	21.7	19.4	14.9	14.2	9.1
85 8 UC R				19.6	21.9	24.5	27.4	35.0	36.6	39.5	39.5	39.9	38.2	37.9	35.6	34.0	29.7	27.1	21.9	19.6	15.0	14.4	9.1
86 8 UC R				19.0	21.2	23.7	26.6	33.8	35.4	38.3	38.3	38.6	37.0	36.7	34.5	32.9	28.8	26.3	21.2	19.0	14.6	13.9	8.9
86 15 * R				16.0	17.9	20.0	22.4	28.5	29.8	32.2	32.2	32.5	31.2	30.9	29.1	27.7	24.3	22.1	17.9	16.0	12.3	11.7	7.5
86 15 UC R				16.0	17.9	20.0	22.4	28.5	29.8	32.2	32.2	32.5	31.2	30.9	29.1	27.7	24.3	22.1	17.9	16.0	12.3	11.7	7.5
86 15 A R				13.0	14.5	16.2	18.2	23.1	24.2	26.2	26.2	26.4	25.3	25.1	26.4	25.2	40.3	36.7	29.7	26.6	20.4	19.5	12.4
87 8 UC R				16.5	18.5	20.7	23.2	29.5	30.9	33.4	33.4	33.6	32.3	32.0	30.1	28.7	25.1	22.9	18.5	16.5	12.7	12.1	7.7
87 19 U U				19.6	21.9	24.5	27.5	35.0	36.6	39.6	39.6	39.9	38.2	37.9	35.6	34.0	29.7	27.1	21.9	19.6	15.0	14.4	9.2
88 8 UC R				16.6	18.5	20.7	23.2	29.5	30.9	33.4	33.4	33.7	32.3	32.0	30.1	28.7	25.1	22.9	18.5	16.6	12.7	12.1	7.7
89 8 UC R				17.8	19.9	22.3	25.0	31.8	33.3	36.0	36.0	36.3	34.8	34.5	32.4	30.9	27.0	24.7	19.9	17.8	13.7	13.1	8.3
89 19 U U				19.1	21.3	23.8	26.7	34.0	35.6	38.4	38.4	38.8	37.2	36.9	34.6	33.0	28.9	26.4	21.3	19.1	14.6	14.0	8.9
90 8 UC R				16.6	18.6	20.8	23.3	29.7	31.1	33.6	33.6	33.8	32.5	32.2	30.2	28.8	25.2	23.0	18.6	16.6	12.8	12.2	7.8
90 16 U R			5.0	7.0																			
90 16 U A	1.0	5.5	6.0	6.5																			

Frequency	Age group																					
Product Source Year	12	13	14	15	16	17	18	19	20	21 - 24	25 - 29	30 - 34	35 - 39	40 - 44	45 - 49	50 - 54	55 - 59	60 - 64	65 - 69	70 - 74	75 - 79	80 - 84	85+
91 8 UC R				18.4	20.6	23.0	25.8	32.8	34.4	37.1	37.1	37.4	35.9	35.6	33.4	31.9	27.9	25.5	20.6	18.4	14.1	13.5	8.6
91 15 * R				13.7	15.3	17.2	19.2	24.5	25.6	27.7	27.7	27.9	26.8	26.5	24.9	23.8	20.8	19.0	15.3	13.7	10.5	10.1	6.4
91 15 UC R				13.7	15.3	17.2	19.2	24.5	25.6	27.7	27.7	27.9	26.8	26.5	24.9	23.8	20.8	19.0	15.3	13.7	10.5	10.1	6.4
91 15 A R				12.4	13.9	15.5	17.4	22.1	23.2	25.0	25.0	25.2	24.2	24.0	25.3	24.2	24.5	22.3	18.0	16.1	12.4	11.8	7.5
91 19 U U				19.0	21.2	23.8	26.6	33.9	35.5	38.4	38.4	38.7	37.1	36.8	34.6	33.0	28.9	26.3	21.2	19.0	14.6	14.0	8.9
92 8 UC R				15.9	17.8	19.9	22.3	28.4	29.8	32.1	32.1	32.4	31.1	30.8	29.0	27.6	24.2	22.0	17.8	15.9	12.2	11.7	7.4
93 8 UC R				17.2	19.2	21.4	24.0	30.6	32.0	34.6	34.6	34.9	33.5	33.2	31.2	29.7	26.0	23.7	19.2	17.2	13.2	12.6	8.0
93 17 U R	6.3	12.9	13.9	15.2	17.0	19.0	21.3	27.1															
94 19 U U				16.5	18.4	20.6	23.1	29.4	30.8	33.3	33.3	33.6	32.2	31.9	30.0	28.6	25.0	22.8	18.4	16.5	12.7	12.1	7.7
95 18 UC R				28.3	31.7																		
95 18 UC A				42.5	47.5																		
95 20 U R		21.8	23.6																				

Frequency	Age group																					
Product Source Year	12	13	14	15	16	17	18	19	20	21 - 24	25 - 29	30 - 34	35 - 39	40 - 44	45 - 49	50 - 54	55 - 59	60 - 64	65 - 69	70 - 74	75 - 79	80 - 84	85+
63 1 UC R				23.6	29.8	36.5	43.7	48.8	53.9	52.4	53.4	54.5	55.5	56.0	51.0	48.5	45.5	46.6	43.4	39.2	35.6	34.6	34.6
63 1 A U				24.1	30.3	37.1	44.4	49.7	54.9	53.3	54.4	55.4	56.5	57.0	52.0	50.0	48.0	49.1	45.7	41.4	37.5	36.5	36.5
70 2 UC U				20.0	24.9	30.7	36.5	40.5	54.5	63.1	54.4	53.1	60.1	58.0	53.4	50.4	40.9	37.5	33.6	29.0	37.0	31.6	27.4
72 4 U U				19.7	24.5	30.2	35.9	39.8	41.4	47.9	49.6	48.3	46.7	45.1	44.2	41.8	40.1	36.9	33.2	28.7	25.4	21.7	18.8
73 4 U U				19.7	24.5	30.2	35.9	39.8	47.5	55.1	56.9	55.5	53.6	41.9	41.1	38.8	37.3	34.3	30.8	26.6	23.6	20.2	17.5
74 4 U U				19.7	24.5	30.2	35.9	39.8	48.0	55.6	57.5	56.1	54.2	46.8	45.9	43.4	41.7	38.3	34.4	29.8	26.4	22.5	19.6
75 4 U U				19.7	24.5	30.2	35.9	39.8	54.3	62.9	65.1	63.5	61.3	40.3	39.6	37.4	35.9	33.0	29.7	25.6	22.7	19.4	16.9
76 4 U U				19.7	24.5	30.2	35.9	39.8	43.2	50.0	51.7	50.4	48.7	47.0	46.1	43.6	41.9	38.5	34.6	29.9	26.5	22.6	19.7
78 6 U U				17.0	21.1	26.0	30.9	34.3															
79 4 U U				19.7	24.5	30.2	35.9	39.8	43.2	50.0	51.7	50.4	48.7	47.8	47.0	44.3	42.6	39.1	35.2	30.4	27.0	23.0	20.0
79 7 U U						31.2																	
80 3 UC U				20.1	25.0	30.8	31.2	34.6	38.4	44.5	46.1	44.9	41.0	39.6	43.3	40.8	35.1	32.3	32.4	28.0	24.8	21.2	18.4
81 4 U U				19.7	24.5	30.2	35.9	39.8	45.0	52.2	54.0	52.6	50.8	49.1	48.2	45.5	43.7	40.1	36.1	31.2	27.6	23.6	20.5
81 8 UC A			17.3	19.3	30.4	21.3	25.3	28.1															
81 13 UC U									50.6	58.6													
82 13 UC U									53.3	61.7													
83 4 U U				19.7	24.5	30.2	35.9	39.8	43.2	50.1	51.8	50.5	48.8	45.6	44.8	42.3	40.7	37.3	33.6	29.0	25.7	22.0	19.1
83 9 U U			10.5	13.5	16.8	20.6	24.5	27.2															
83 13 UC U									52.4	60.7													
84 10 U U			34.0																				
84 13 UC U									47.0	54.5													
85 11 U A		20.2	23.5	30.2	37.6	46.4	55.1	61.1															
85 12 UC R				19.7	24.5	30.2	35.9	39.8	42.3	49.0	49.2	48.0	40.5	39.0	38.6	36.5	28.6	26.2	29.6	25.6	22.7	19.4	16.8
85 13 UC U									44.4	51.4													
86 5 U *		2.0		5.8																			
86 5 U R		2.8		9.7																			
86 5 U A		4.0		13.1																			
86 13 UC U									44.4	51.4													
87 13 UC U									45.3	52.4													
87 14 MC R				17.1	21.3	26.2	31.2	34.6	38.4	44.5	46.0	44.9	43.3	41.8	41.1	38.8	37.3	34.2	30.8	26.6	23.6	20.1	17.5
88 13 UC U									40.8	47.3													
88 15 UC R									40.7	47.2													
88 15 UC A									42.2	48.8													
89 13 UC U									42.6	49.3													
89 16 U U				20.3	25.2	31.1	36.9	41.0	45.5	52.7	54.5	53.2	51.3	49.5	48.6	45.9	44.1	40.5	36.5	31.5	27.9	23.9	20.7
90 13 UC U									42.4	48.2													
91 13 UC U									41.5	47.1													
92 13 UC U									36.1	41.0													
92 17 U U				17.5	19.9	22.6	26.9	33.5	37.5	42.6	44.0	45.1	44.0	42.6	40.4	37.5	33.8	29.5	26.9	22.9	19.3	15.6	13.5
92 18 U U									43.0	48.9	48.0	49.2											
93 13 UC U									37.0	42.0													
94 5 UC R		3.0		9.0																			
94 13 UC U									35.2	40.0													
95 13 UC U									37.0	42.0													

Frequency	Age group																					
Product Source Year	12	13	14	15	16	17	18	19	20	21 - 24	25 - 29	30 - 34	35 - 39	40 - 44	45 - 49	50 - 54	55 - 59	60 - 64	65 - 69	70 - 74	75 - 79	80 - 84	85+
63 1 UC R																							
63 1 A U																							
70 2 UC U				13.7	15.3	17.2	19.2	24.5	29.5	31.9	35.1	35.4	31.2	31.0	27.4	26.1	16.6	15.2	22.7	20.3	7.1	6.8	4.3
72 4 U U				15.3	17.0	19.1	21.4	27.2	32.2	34.8	34.8	35.0	33.6	33.3	31.3	29.9	26.1	23.8	19.2	17.2	13.2	12.6	8.0
73 4 U U				15.3	17.0	19.1	21.4	27.2	37.9	40.9	40.9	41.2	39.6	41.5	39.0	37.2	32.6	29.7	24.0	21.5	16.5	15.7	10.0
74 4 U U				15.3	17.0	19.1	21.4	27.2	31.7	34.2	34.2	34.5	33.1	35.6	33.5	32.0	28.0	25.5	20.6	18.4	14.1	13.5	8.6
75 4 U U				15.3	17.0	19.1	21.4	27.2	37.7	40.7	40.7	41.0	39.3	35.1	33.0	31.5	27.6	25.1	20.3	18.2	13.9	13.3	8.5
76 4 U U				15.3	17.0	19.1	21.4	27.2	36.5	39.4	39.4	39.8	38.1	37.8	35.5	33.9	29.7	27.1	21.8	19.6	15.0	14.3	9.1
78 6 U U				13.6	15.2	17.0	19.1	24.3															
79 4 U U				15.3	17.0	19.1	21.4	27.2	29.4	31.7	31.7	32.0	30.7	35.2	33.0	31.5	27.6	25.2	20.3	18.2	13.9	13.3	8.5
79 7 U U						18.9																	
80 3 UC U				15.0	16.7	18.7	17.4	22.2	23.2	25.1	25.1	25.3	27.7	27.5	20.1	19.1	16.7	15.3	13.9	12.4	9.5	9.1	5.8
81 4 U U				11.5	12.8	14.3	16.0	20.4	31.3	33.8	33.8	34.1	32.7	32.4	30.4	29.0	25.4	23.2	18.7	16.7	12.8	12.3	7.8
81 8 UC A			3.6	11.2	12.8	31.4	35.2	44.8															
81 13 UC U									39.5	42.6													
82 13 UC U									40.4	43.6													
83 4 U U				11.5	12.8	14.3	16.0	20.4	32.2	34.8	34.8	35.1	33.7	28.8	27.0	25.8	22.6	20.6	16.6	14.9	11.4	10.9	6.9
83 9 U U			8.9	9.7	10.9	12.2	13.6	17.4															
83 13 UC U									39.5	42.6													
84 10 U U			21.0																				
84 13 UC U									37.6	40.6													
85 11 U A		40.1	43.2	47.2	52.7	59.0	66.0	84.1															
85 12 UC R				11.5	12.8	14.3	16.0	20.4	22.6	24.5	29.2	29.4	27.5	27.3	18.4	17.6	15.2	13.8	12.1	10.8	8.3	7.9	5.0
85 13 UC U									36.6	39.6													
86 5 U *		0.0		4.6																			
86 5 U R		0.4		8.0																			
86 5 U A		1.2		14.3																			
86 13 UC U									36.6	39.6													
87 13 UC U									35.7	38.6													
87 14 MC R				15.0	16.7	18.7	21.0	26.7	28.0	30.2	30.2	30.5	29.2	29.0	27.2	26.0	22.7	20.7	16.7	15.0	11.5	11.0	7.0
88 13 UC U									32.9	35.5													
88 15 UC R									24.7	26.7													
88 15 UC A									28.4	30.7													
89 13 UC U									28.2	30.5													
89 16 U U				18.0	20.1	22.5	25.2	32.1	33.6	36.3	36.3	36.6	35.1	34.8	32.7	31.2	27.3	24.9	20.1	18.0	13.8	13.2	8.4
90 13 UC U									28.2	30.5													
91 13 UC U									28.2	30.5													
92 13 UC U									23.5	25.4													
92 17 U U				13.4	14.9	16.7	20.5	26.1	27.3	29.5	29.5	29.8	28.6	28.3	26.6	25.4	22.2	20.3	16.4	14.6	11.2	10.7	6.8
92 18 U U													27.5	27.3									
93 13 UC U									27.2	29.4													
94 5 UC R		2.0		9.0																			
94 13 UC U									28.2	30.5													
95 13 UC U									29.1	31.5													

Frequency	Age group																					
Product Source Year	12	13	14	15	16	17	18	19	20	21-24	25-29	30-34	35-39	40-44	45-49	50-54	55-59	60-64	65-69	70-74	75-79	80-84	85+
49 14 UC U				43.7	49.7	56.6	50.1	62.3	69.8	79.3	82.0	84.0	82.0	79.3	75.2	69.8	63.0	54.9	50.1	42.7	35.9	29.1	25.1
57 14 UC U				40.0	35.5	43.7	52.0	57.7	64.0	74.2	76.7	74.8	72.3	69.7	68.5	64.7	62.1	57.1	51.3	44.4	39.3	33.6	29.2
57 21 UC R															72.2	65.6	61.8						
60 22 UC R														57.3	66.5	63.0	60.4						
60 23 UC R														63.4	56.6	60.9	54.6						
62 6 U R				33.0	43.0	45.0	59.0	73.0	67.0														
62 6 U A				52.0	63.0	61.0	67.0	79.0	75.0														
63 7 UC U				27.6	34.8	42.6	51.0	57.0	63.0	45.5	46.4	47.3	48.2	48.7	48.2	47.8	46.4	45.1	42.0	38.0	34.4	33.5	33.5
63 7 A U				30.0	37.8	46.3	55.5	62.0	68.5	49.5	50.5	51.4	52.4	52.9	52.4	51.9	50.5	49.0	45.6	41.3	37.4	36.4	36.4
65 14 UC U				40.0	35.0	42.8	51.3	57.3	63.3	61.5	59.9	61.1	67.2	67.8	66.5	65.8	58.5	56.8	52.9	47.8	43.3	42.2	42.2
72 6 U R				46.0	59.0	69.0	73.0	79.0	82.0														
72 6 U A				64.0	75.0	78.0	85.0	86.0	90.0														
73 12 U U			34.4																				
73 13 U U			39.0																				
75 14 UC U				23.9	29.8	36.7	43.6	48.4	53.7	62.3	64.4	62.8	60.7	58.5	57.5	54.3	52.1	47.9	43.1	37.2	33.0	28.2	24.5
76 2 U U				21.4	26.7	32.9	39.1	43.4	48.1	55.7	57.7	58.0	56.1	54.5	53.5	51.8	49.8	45.7	41.2	35.6	31.5	26.9	23.4
77 8 UC R			16.0	20.6	25.6	31.5	37.5	41.6															
77 8 UC A			21.4	27.5	34.3	42.2	50.2	55.7															
77 20 U U				28.0	34.8	42.9	51.0	56.6	62.8	72.7	75.2	73.3	70.9	68.4	67.1	63.4	60.9	55.9	50.3	43.5	38.5	32.9	28.6
79 9 UC A				30.3	37.7	46.5	55.2	61.3	68.0	78.8	81.5	79.5	76.8	74.1	72.7	68.7	66.0	60.6	54.5	47.1	41.7	35.7	31.0
79 9 A A				30.8	38.3	47.2	56.0	62.2	69.0	80.0	82.7	80.6	77.9	75.2	73.8	69.7	67.0	61.5	55.4	47.8	42.4	36.2	31.4
79 24 U R	4.7	9.5	11.0	16.3	20.2	24.9	29.6	32.9															
80 1*UC U			16.3	21.0	26.1	32.2	38.3	42.5	47.2	54.6	56.5	64.9	62.7	61.0	59.9	61.9	59.4	51.1	46.0	33.8	29.9	25.6	22.2
80 1 A U			12.9	16.6	20.7	25.5	30.3	33.7	52.4	60.6	62.7	65.9	63.7	62.2	61.1	62.9	60.4	55.0	49.5	42.6	37.8	32.3	28.0
80 1 U U			2.0	6.0	16.0	31.0	43.0	42.0															
80 19 U U	1.3	4.0	13.0	19.0	27.0	42.0	48.0	39.0															
81 3 U R			11.0	14.1	19.3	23.8	29.5	32.7															
81 3 U A			20.9	26.8	29.0	35.7	39.5	43.9															
81 11 MC U																							
82 10 U U				23.2	28.8	35.5	42.2	46.8	52.0	60.2	62.3	60.7	58.7	56.6	55.6	52.5	50.4	46.3	46.4	40.1	35.5	30.4	26.4
83 1*UC U			13.7	17.6	21.9	27.0	32.0	35.6	39.5	45.7	56.4	55.0	53.6	51.7	53.2	50.2	47.5	43.6	37.5	32.4	27.3	23.3	20.3
83 16 UC R				22.6	28.1	34.6	41.2	45.7	50.7	58.7	60.7	59.2	50.9	49.1	50.3	47.5	47.9	44.0	39.6	34.2	30.3	25.9	22.5
83 16 A A				23.2	28.9	35.6	42.3	46.9	52.1	60.3	62.4	60.8	53.5	51.7	53.6	50.6	49.4	45.4	40.8	35.3	31.2	26.7	23.2
85 17 UC R				18.6	23.1	28.5	33.8	37.5	41.6	48.2	49.9	48.7	39.9	38.5	36.7	34.7	28.5	26.2	23.6	20.4	18.0	15.4	13.4
85 17 A A				20.7	25.7	31.7	37.7	41.8	46.4	53.7	55.6	54.2	42.8	41.3	39.4	37.2	31.3	28.8	25.9	22.4	19.8	16.9	14.7
86 18 UC R				18.9	23.5	29.0	34.4	38.2	42.4	49.1	50.8	49.5	49.9	48.2	42.1	39.8	40.3	37.0	33.3	28.8	25.5	21.8	18.9
86 18 A A				21.1	26.3	32.4	38.5	42.8	47.5	55.0	56.9	55.5	53.3	51.4	46.7	44.2	42.9	39.4	35.4	30.6	27.1	23.2	20.1
87 1*UC U				15.0	18.6	22.9	27.3	30.3	33.6	38.9	49.9	48.6	50.2	48.5	45.0	42.5	42.3	38.9	31.9	27.6	21.1	18.0	15.6
87 1 A U				15.0	18.7	23.0	27.4	30.4	33.7	39.0	50.4	49.1	50.9	49.1	45.6	43.1	43.1	39.6	33.1	28.6	22.8	19.5	16.9
87 15*UC U				16.1	20.0	24.7	29.3	32.5	36.1	41.8	48.9	47.7	46.1	44.5	41.0	38.7	37.2	34.1	30.3	26.2	23.2	19.8	17.2
87 15* A U				18.1	22.5	27.7	33.0	36.6	40.6	47.0	48.6	47.4	45.8	44.2	43.4	41.0	39.4	36.2	32.6	28.1	24.9	21.3	18.5
87 25 U U				17.2	21.4	26.4	31.3	34.8	38.6	44.7	46.2	45.1	43.5	42.0	41.2	39.0	37.4	34.4	30.9	26.7	23.7	20.2	17.6
88 3 U R			8.8	11.3	17.0	20.9	26.7	29.7															
88 3 U A			14.2	18.2	23.5	29.0	35.0	38.8															
88 25 U U				17.2	21.4	26.3	31.3	34.7	38.6	44.7	46.2	45.0	43.5	42.0	41.2	38.9	37.4	34.4	30.9	26.7	23.7	20.2	17.6
88 26 UC R			6.3	8.0	13.7	16.9	22.5	24.9															
88 26 UC A			11.7	15.1	20.5	25.2	31.1	34.5															
89 18 A A				15.4	19.2	23.7	28.1	31.2	34.6	40.1	41.5	40.5	47.8	46.2	40.1	37.9	37.5	34.4	31.0	26.8	23.7	20.3	17.6
89 25 U U				16.7	20.8	25.6	30.5	33.8	37.5	43.5	45.0	43.8	42.4	40.9	40.1	37.9	36.4	33.4	30.1	26.0	23.0	19.7	17.1
89 27 U U				8.1	10.1	12.4	14.7	16.3															
89 28 U R			7.9	10.1	12.7	15.7	18.7	20.7															
89 28 U A			17.0	21.8	22.2	27.3	29.3	32.5															
90 15 UC U				19.6	22.3	25.4	28.5	35.4	39.7	45.0	46.6	47.7	46.6	45.0	42.7	39.7	35.8	31.2	28.5	24.3	20.4	16.6	14.2
90 25 U U				19.5	22.2	25.2	28.3	35.1	39.3	44.7	46.2	47.4	46.2	44.7	42.4	39.3	35.5	30.9	28.3	24.1	20.2	16.4	14.1
90 27 U U				10.2	11.5	13.1	14.7	18.3															
90 29 U R			2.0	6.0																			
90 29 U A	0.0	5.3	5.9	6.6																			
90 30 UC R			7.8	8.9	14.7	16.8	21.9	27.3															
90 30 UC A			14.5	16.5	22.1	25.2	30.5	37.9															

Annex A (continued)

Frequency	Age group																					
Product Source Year	12	13	14	15	16	17	18	19	20	21-24	25-29	30-34	35-39	40-44	45-49	50-54	55-59	60-64	65-69	70-74	75-79	80-84	85+
91 1*UC U				16.0	18.2	20.7	23.2	28.8	32.3	36.7	41.5	42.5	45.8	44.3	43.5	40.4	36.7	32.0	30.0	25.5	19.2	15.6	13.4
91 1 A U				16.0	18.2	20.7	23.3	28.9	32.4	36.8	42.8	43.9	46.5	44.9	44.2	41.1	37.7	32.8	30.7	26.1	20.9	17.0	14.6
91 25 U U				19.5	22.2	25.2	28.3	35.2	39.4	44.8	46.3	47.4	46.3	44.8	42.5	39.4	35.6	31.0	28.3	24.1	20.3	16.5	14.2
91 27 U U				10.9	12.3	14.0	15.8	19.6															
92 25 U U				19.5	22.2	25.3	28.4	35.3	39.5	44.8	46.4	47.5	46.4	44.8	42.5	39.5	35.6	31.0	28.4	24.1	20.3	16.5	14.2
92 27 U U				13.3	15.1	17.2	19.3	24.0	26.9														
92 31 UC R									53.0														
93 27 U U								21.3	23.9														
93 32 A U				19.6	22.3	25.4	28.5	35.4	39.7	45.0	46.6	47.7	46.6	45.0	42.7	39.7	35.8	31.2	28.5	24.3	20.4	16.6	14.2
93 33 U U	4.4	8.6	9.5																				
93 34 U R			3.8	4.3	9.5	10.9	15.7	19.5	35.6														
93 34 U A			8.4	9.5	19.8	22.6	25.2	31.4	46.7														
94 1*UC U				10.8	12.3	14.0	15.7	19.5	21.8	24.8	41.4	42.4	42.9	41.5	40.7	37.8	32.6	28.4	23.7	20.1	18.5	15.0	12.9
94 1 A U				10.9	12.3	14.0	15.7	19.6	21.9	24.9	41.5	42.5	43.0	41.6	41.2	38.2	33.0	28.8	23.9	20.3	19.2	15.6	13.4
94 25 U U				19.5	22.2	25.3	28.3	35.2	39.4	44.8	46.3	47.5	46.3	44.8	42.5	39.4	35.6	31.0	28.3	24.1	20.3	16.5	14.2
94 35 UC *	2.0	3.9	4.3	4.8																			
94 35 UC R	3.2	6.2	6.8	7.8																			
94 35 UC A	4.4	7.0	25.4	34.3																			
95 1 A U				15.1	17.2	19.6	21.9	27.3	30.5	34.7	39.4	40.4	44.9	43.4	40.3	37.4	32.5	28.3	26.0	22.2	16.3	13.2	11.4
95 32 A U				18.1	20.6	23.5	26.3	32.7	36.6	41.6	43.0	44.1	43.0	41.6	39.4	36.6	33.1	28.8	26.3	22.4	18.8	15.3	13.1
95 36 UC R				20.6	23.4																		
95 36 UC A				33.7	38.3																		
95 37 U U	7.9	15.5	17.0	16.6	18.9	21.5	24.1	30.0	33.6	38.2	42.5	43.5	42.5	41.1	39.0	36.2	32.7	24.3	22.2	18.9	15.9	12.9	11.1

Annex A Prevalence of smoking – individual surveys. Italy, females

Frequency	Age group																					
Product Source Year	12	13	14	15	16	17	18	19	20	21-24	25-29	30-34	35-39	40-44	45-49	50-54	55-59	60-64	65-69	70-74	75-79	80-84	85+
49 14 UC U				7.1	8.0	8.9	7.8	10.0	10.4	11.3	11.3	11.4	10.9	10.8	10.2	9.7	8.5	7.7	6.2	5.6	4.3	4.1	2.6
57 14 UC U				5.0	4.1	4.6	5.1	6.5	6.8	7.4	7.4	7.4	7.1	7.1	6.6	6.3	5.5	5.1	4.1	3.7	2.8	2.7	1.7
57 21 UC R																							
60 22 UC R																							
60 23 UC R																							
62 6 U R				6.0	12.0	8.0	23.0	25.0	27.0														
62 6 U A				16.0	29.0	30.0	47.0	60.0	69.0														
63 7 UC U				19.2	21.5	24.1	26.9	34.3	35.9	32.0	32.0	32.3	31.0	30.7	28.9	27.5	24.1	22.0	17.7	15.9	12.2	11.7	7.4
63 7 A U				19.2	21.5	24.1	26.9	34.3	35.9	32.0	32.0	32.3	31.0	30.7	28.9	27.5	24.1	22.0	17.7	15.9	12.2	11.7	7.4
65 14 UC U				8.0	6.0	6.7	7.6	9.6	10.1	10.9	9.1	9.1	10.6	10.6	7.7	7.3	4.7	4.3	3.5	3.1	2.4	2.3	1.5
72 6 U R				38.0	53.0	53.0	51.0	57.0	61.0														
72 6 U A				63.0	78.0	78.0	81.0	83.0	81.0														
73 12 U U			23.6																				
73 13 U U			29.0																				
75 14 UC U				11.5	14.7	18.2	21.9	24.1	28.8	28.3	25.3	23.6	21.1	17.9	15.7	12.8	11.0	8.6	6.9	5.2	3.9	3.4	3.4
76 2 U U				18.0	23.0	28.5	34.4	37.8	45.2	44.4	39.6	30.7	27.4	17.1	15.0	14.9	12.7	10.0	8.0	6.1	4.5	3.9	3.9
77 8 UC R			13.5	17.4	22.2	27.6	33.2	36.5															
77 8 UC A			21.4	27.5	35.2	43.6	52.5	57.8															
77 20 U U				22.6	28.9	35.9	43.2	47.6	56.9	55.9	49.9	46.6	41.6	35.3	30.9	25.3	21.6	17.0	13.6	10.3	7.6	6.7	6.7
79 9 UC A				12.8	16.3	20.3	24.4	26.9	32.1	31.6	28.2	26.3	23.5	19.9	17.5	14.3	12.2	9.6	7.7	5.8	4.3	3.8	3.8
79 9 A A				12.8	16.3	20.3	24.4	26.9	32.1	31.6	28.2	26.3	23.5	19.9	17.5	14.3	12.2	9.6	7.7	5.8	4.3	3.8	3.8
79 24 U R	1.2	2.4	2.9	15.3	19.6	24.3	29.2	32.1															
80 1*UC U			5.2	6.7	8.6	10.7	12.8	14.1	33.9	33.3	29.7	27.3	24.3	18.8	16.5	13.9	11.9	7.9	6.3	3.2	2.3	2.0	2.0
80 1 A U			5.2	6.7	8.6	10.7	12.8	14.1	33.9	33.3	29.7	27.4	24.4	18.8	16.5	13.9	11.9	8.0	6.4	3.3	2.4	2.1	2.1
80 1 U U			0.0	2.0	8.0	11.0	16.0	23.0															
80 19 U U	0.0	5.0	9.0	23.0	26.0	37.0	39.0	47.0															
81 3 U R			10.8	13.8	19.4	24.1	30.1	33.1															
81 3 U A			21.9	28.0	31.7	39.4	44.7	49.1															
81 11 MC U				21.7	27.7	34.4	41.4	45.6	54.5	53.5	50.5	47.2	41.5	35.2	28.6	23.4	22.2	17.4	6.7	5.1	3.8	3.3	3.3

Frequency	Age group																					
Product Source Year	12	13	14	15	16	17	18	19	20	21 - 24	25 - 29	30 - 34	35 - 39	40 - 44	45 - 49	50 - 54	55 - 59	60 - 64	65 - 69	70 - 74	75 - 79	80 - 84	85+
82 10 U U				22.5	28.7	35.7	43.0	47.2	56.5	55.5	49.6	46.3	41.3	35.0	30.7	25.1	21.5	16.9	6.8	5.1	3.8	3.3	3.3
83 1*UC U			8.2	10.6	13.5	16.8	20.2	22.2	26.6	26.1	27.9	26.1	26.4	22.4	17.9	14.7	12.8	10.0	6.8	5.1	4.0	3.4	3.4
83 16 UC R				16.7	21.4	26.6	32.0	35.2	42.1	41.4	36.9	34.5	25.6	21.7	12.3	10.1	8.1	6.4	5.1	3.9	2.9	2.5	2.5
83 16 A A				19.5	24.9	30.9	37.2	40.9	48.9	48.1	42.9	40.1	31.9	27.1	12.8	10.4	8.1	6.4	5.1	3.9	2.9	2.5	2.5
85 17 UC R				13.9	17.8	22.1	26.6	29.3	35.0	34.4	30.7	28.6	32.6	27.7	27.5	22.4	25.3	19.8	15.9	12.1	8.9	7.8	7.8
85 17 A A				15.2	19.5	24.2	29.1	32.0	38.3	37.6	33.6	31.3	34.4	29.2	30.2	24.7	27.6	21.7	17.4	13.2	9.8	8.5	8.5
86 18 UC R				15.2	19.5	24.2	29.1	32.0	38.3	37.6	33.6	31.3	23.7	20.1	20.4	16.7	14.2	11.1	9.0	6.8	5.0	4.4	4.4
86 18 A A				16.9	21.6	26.8	32.2	35.5	42.4	41.6	37.2	34.7	26.8	22.7	23.4	19.1	14.8	11.6	9.3	7.0	5.2	4.5	4.5
87 1*UC U				7.9	10.2	12.6	15.2	16.7	20.0	19.6	30.5	28.4	27.1	23.0	17.8	14.5	11.6	9.1	7.4	5.6	2.7	2.3	2.3
87 1 A U				7.9	10.2	12.6	15.2	16.7	20.0	19.6	30.6	28.5	27.1	23.0	17.8	14.5	11.6	9.1	7.4	5.6	2.1	1.9	1.9
87 15*UC U				15.0	19.2	23.8	28.7	31.5	37.7	37.0	39.8	37.2	33.2	28.1	29.1	23.8	20.3	15.9	13.5	10.2	7.6	6.6	6.6
87 15* A U				19.1	24.5	30.4	36.6	40.3	48.1	47.3	42.2	39.4	35.2	29.8	26.2	21.4	18.3	14.4	11.5	8.7	6.5	5.6	5.6
87 25 U U				19.9	25.5	31.6	38.1	41.9	50.1	49.2	44.0	41.0	36.6	31.1	27.3	22.3	19.0	14.9	12.0	9.1	6.7	5.9	5.9
88 3 U R			5.6	7.2	12.0	14.9	19.7	21.7															
88 3 U A			10.6	13.6	18.2	22.6	27.7	30.5															
88 25 U U				19.2	24.6	30.6	36.8	40.5	48.4	47.5	42.4	39.6	35.4	30.0	26.3	21.5	18.4	14.4	11.6	8.8	6.5	5.7	5.7
88 26 UC R			4.6	5.9	11.3	14.1	19.3	21.3															
88 26 UC A			8.1	10.4	15.9	19.7	25.3	27.9															
89 18 A A				15.9	20.4	25.3	30.4	33.5	40.0	39.3	35.1	32.8	32.5	27.6	18.7	15.3	13.4	10.5	8.5	6.4	4.7	4.1	4.1
89 25 U U				20.0	25.6	31.8	38.2	42.1	50.3	49.4	44.1	41.2	36.8	31.2	27.3	22.3	19.1	15.0	12.1	9.1	6.8	5.9	5.9
89 27 U U				7.0	9.0	11.2	13.5	14.8															
89 28 U R			3.0	3.9	5.4	6.7	8.3	9.1															
89 28 U A			7.6	9.8	11.5	14.3	16.6	18.2															
90 15 UC U				11.0	13.2	15.7	18.2	21.7	28.9	37.2	40.2	42.1	39.9	37.4	30.3	25.3	19.3	15.1	11.6	7.7	5.2	3.6	3.6
90 25 U U				10.6	12.8	15.1	17.5	21.0	27.9	35.9	38.8	40.6	38.5	36.1	29.2	24.4	18.6	14.6	11.2	7.4	5.0	3.5	3.5
90 27 U U				7.0	8.4	9.9	11.5	13.8															
90 29 U R			1.0	1.0																			
90 29 U A	2.0	1.7	1.9	2.3																			
90 30 UC R			3.5	4.1	10.5	12.5	18.0	21.6															
90 30 UC A			7.4	8.7	16.4	19.5	26.5	31.7															
91 1*UC U				7.2	8.6	10.2	11.8	14.2	18.8	24.2	25.6	26.9	27.1	25.4	19.3	16.2	12.9	10.1	7.7	5.1	2.6	1.8	1.8
91 1 A U				7.2	8.6	10.2	11.8	14.2	18.8	24.2	25.5	26.7	27.0	25.3	19.5	16.3	12.7	9.9	7.7	5.1	2.6	1.8	1.8
91 25 U U				10.7	12.8	15.2	17.6	21.1	28.0	36.0	38.9	40.8	38.6	36.2	29.3	24.5	18.7	14.7	11.2	7.5	5.1	3.5	3.5
91 27 U U				7.6	9.1	10.8	12.5	15.0															
92 25 U U				11.1	13.3	15.8	18.3	22.0	29.2	37.5	40.6	42.5	40.3	37.8	30.6	25.6	19.5	15.3	11.7	7.8	5.3	3.6	3.6
92 27 U U				5.9	7.1	8.4	9.7	11.7	15.5														
92 31 UC R																							
93 27 U U								23.1	30.7														
93 32 A U				8.7	10.5	12.4	14.4	17.2	22.9	29.5	31.9	33.4	31.6	29.7	24.0	20.1	15.3	12.0	9.2	6.1	4.1	2.8	2.8
93 33 U U	1.4	2.8	3.2																				
93 34 U R			1.5	1.7	7.6	9.0	8.1	9.7	29.5														
93 34 U A			6.9	8.1	17.8	21.2	15.5	18.5	31.8														
94 1*UC U				4.1	4.9	5.9	6.8	8.1	10.8	13.9	22.2	23.2	30.0	28.1	21.6	18.1	14.0	11.0	8.5	5.7	3.0	2.0	2.0
94 1 A U				4.1	4.9	5.9	6.8	8.1	10.8	13.9	22.3	23.3	30.0	28.1	21.6	18.1	14.1	11.1	8.5	5.7	3.1	2.1	2.1
94 25 U U				11.1	13.4	15.9	18.4	22.0	29.2	37.5	40.6	42.6	40.3	37.8	30.6	25.6	19.5	15.3	11.7	7.8	5.3	3.6	3.6
94 35 UC *	1.0	2.0	2.2	2.6																			
94 35 UC R	2.0	4.0	4.5	5.3																			
94 35 UC A	1.8	4.8	16.9	15.5																			
95 1 A U				5.2	6.3	7.5	8.6	10.3	13.7	17.7	23.6	24.8	27.9	26.2	22.3	18.6	14.4	11.3	8.2	5.5	3.9	2.7	2.7
95 32 A U				9.8	11.7	13.9	16.1	19.3	25.6	32.9	35.6	37.3	35.4	33.2	26.8	22.5	17.1	13.4	10.2	6.8	4.6	3.2	3.2
95 36 UC R				20.0	24.0																		
95 36 UC A				33.6	40.4																		
95 37 U U	3.8	7.6	8.7	6.2	7.5	8.9	10.3	12.3	16.3	21.0	27.1	28.4	26.9	25.2	20.4	17.1	13.0	9.9	7.6	5.0	3.4	2.3	2.3

Frequency	Age group																					
Product Source Year	12	13	14	15	16	17	18	19	20	21 - 24	25 - 29	30 - 34	35 - 39	40 - 44	45 - 49	50 - 54	55 - 59	60 - 64	65 - 69	70 - 74	75 - 79	80 - 84	85+
50 2 U U				25.9	32.7	40.0	47.9	53.5	82.6	80.2	81.8	83.3	84.9	85.7	84.9	84.1	81.8	79.4	73.9	66.8	60.5	59.0	59.0
58 1 UC A				25.9	32.7	40.0	47.9	53.5	76.8	74.6	76.0	77.5	79.0	79.7	79.0	78.2	76.0	73.8	68.7	62.1	56.3	54.8	54.8
58 3 UC R														71.9	73.0	72.4	66.2						
59 1 UC A				25.9	32.7	40.0	47.9	53.5	83.8	81.4	83.0	84.6	86.1	86.9	86.1	85.4	83.0	80.6	75.0	67.8	61.4	59.8	59.8
60 1 UC A				25.9	32.7	40.0	47.9	53.5	81.4	79.1	80.6	82.2	83.8	84.5	83.8	83.0	80.6	78.3	72.9	65.9	59.7	58.2	58.2
60 4 UC R														75.4	84.4	78.1	72.9						
61 1 UC A				25.9	32.7	40.0	47.9	53.5	82.6	80.3	81.9	83.4	85.0	85.8	85.0	84.2	81.9	79.5	74.0	66.9	60.6	59.0	59.0
61 5 UC U				34.3	43.2	52.9	63.3	70.8	78.2	76.0	77.5	79.0	80.4	81.2	80.4	79.7	77.5	75.2	70.0	63.3	57.4	55.9	55.9
62 1 UC A				25.9	32.7	40.0	47.9	53.5	79.7	77.4	79.0	80.5	82.0	82.8	82.0	81.2	79.0	76.7	71.4	64.5	58.5	56.9	56.9
63 1 UC A				25.9	32.7	40.0	47.9	53.5	77.5	75.3	76.8	78.2	79.7	80.4	79.7	79.0	76.8	74.5	69.4	62.7	56.8	55.3	55.3
64 1 UC A				25.9	32.7	40.0	47.9	53.5	77.1	74.9	76.4	77.8	79.3	80.0	79.3	78.6	76.4	74.2	69.0	62.4	56.5	55.1	55.1
65 1 UC A				25.9	32.7	40.0	47.9	53.5	81.8	79.5	81.1	83.9	85.5	87.1	86.3	82.5	80.2	81.8	76.2	68.9	62.4	60.8	60.8
65 6 U R				34.0	42.9	52.5	62.8	70.2	77.6	75.4	76.8	78.3	79.8	80.5	79.8	77.4	75.3	71.8	66.9	66.2	60.0	58.4	58.4
65 6 U A				34.7	43.7	53.5	64.1	71.6	79.1	76.9	78.4	79.9	81.4	82.1	81.4	79.0	76.8	73.5	68.4	68.3	61.9	60.3	60.3
66 1 UC A				25.9	32.7	40.0	47.9	53.5	84.9	82.5	84.1	84.0	85.6	87.6	86.8	84.5	82.2	85.7	79.7	72.1	65.3	63.6	63.6
67 1 UC A				25.9	32.7	40.0	47.9	53.5	84.6	82.2	83.8	83.3	84.9	86.1	85.3	83.4	81.1	80.6	75.0	67.8	61.4	59.8	59.8
68 1 UC R				25.9	32.7	40.0	47.9	53.5	75.8	73.6	75.1	76.5	77.9	78.7	77.9	77.2	75.1	72.9	67.8	61.3	55.6	54.1	54.1
68 1 UC A				25.9	32.7	40.0	47.9	53.5	79.3	77.0	78.6	78.6	80.1	82.8	82.0	82.4	80.1	77.9	72.5	65.6	59.4	57.8	57.8
69 1 UC R				25.9	32.7	40.0	47.9	53.5	75.7	73.5	75.0	76.4	77.9	78.6	77.9	77.1	75.0	72.8	67.8	61.3	55.5	54.1	54.1
69 1 UC A				25.9	32.7	40.0	47.9	53.5	79.8	77.5	79.1	79.9	81.4	84.0	83.2	81.4	79.1	78.3	72.8	65.9	59.7	58.1	58.1
70 1 UC R				26.2	32.7	40.2	47.8	53.1	68.8	79.7	82.5	80.4	77.7	75.0	73.6	69.5	66.8	61.3	55.2	47.7	42.2	36.1	31.3
70 1 UC A				26.2	32.7	40.2	47.8	53.1	68.9	79.8	82.6	79.7	77.0	81.6	80.1	79.8	76.7	78.2	70.4	60.8	53.9	46.1	40.0
71 1 UC R				26.2	32.7	40.2	47.8	53.1	68.5	79.4	82.1	80.1	77.4	74.6	73.3	69.2	66.5	61.1	55.0	47.5	42.1	36.0	31.2
71 1 UC A				26.2	32.7	40.2	47.8	53.1	68.4	79.3	82.0	78.6	76.0	80.3	78.9	80.3	77.2	80.7	72.6	62.8	55.6	47.5	41.2
72 1 UC R				26.2	32.7	40.2	47.8	53.1	69.8	80.9	83.6	81.6	78.8	76.0	74.6	70.5	67.7	62.2	56.0	48.4	42.9	36.6	31.8
72 1 UC A				26.2	32.7	40.2	47.8	53.1	69.0	80.0	82.7	78.3	75.7	81.7	80.2	81.3	78.1	79.3	71.3	61.7	54.6	46.7	40.5
73 1 UC R				26.2	32.7	40.2	47.8	53.1	70.9	82.1	84.9	82.8	80.0	77.2	75.8	71.6	68.8	63.2	56.9	49.1	43.5	37.2	32.3
73 1 UC A				26.2	32.7	40.2	47.8	53.1	69.0	79.9	82.7	80.0	77.3	82.9	81.4	79.2	76.1	81.3	73.2	63.2	56.0	47.9	41.5
74 1 UC R				26.2	32.7	40.2	47.8	53.1	67.5	78.2	80.9	77.4	74.8	78.7	77.2	78.4	75.3	79.0	71.1	61.4	54.4	46.5	40.4
74 1 UC A				26.2	32.7	40.2	47.8	53.1	71.3	82.6	85.4	81.0	78.3	81.3	79.8	79.4	76.3	81.0	72.9	63.0	55.8	47.7	41.4
75 1 UC R				26.2	32.7	40.2	47.8	53.1	69.0	79.9	82.6	80.6	77.9	75.1	73.8	69.7	66.9	61.5	55.3	47.8	42.3	36.2	31.4
75 1 UC A				26.2	32.7	40.2	47.8	53.1	69.9	81.0	83.8	78.3	75.6	77.0	75.6	80.0	76.8	76.6	69.0	59.6	52.8	45.1	39.2
76 1 UC A				26.2	32.7	40.2	47.8	53.1	69.2	80.2	82.9	76.1	73.5	76.1	74.7	78.8	75.7	75.1	67.6	58.4	51.7	44.2	38.4
77 1 UC A				26.2	32.7	40.2	47.8	53.1	68.5	79.3	82.0	77.3	74.7	75.2	73.8	76.7	73.7	78.9	71.0	61.3	54.3	46.4	40.3
78 1 UC A				26.2	32.7	40.2	47.8	53.1	67.0	77.7	80.3	77.3	74.6	76.0	74.6	77.5	74.5	76.9	69.2	59.8	53.0	45.3	39.3
79 1 UC A				26.2	32.7	40.2	47.8	53.1	68.9	79.8	82.6	77.4	74.7	71.8	70.5	75.8	72.8	73.1	65.8	56.8	50.3	43.0	37.4
80 1 UC A				26.2	32.7	40.2	47.8	53.1	66.2	76.7	79.3	74.6	72.0	69.7	68.5	71.2	68.4	70.8	63.8	55.1	48.8	41.7	36.2
81 1 UC A				26.2	32.7	40.2	47.8	53.1	65.6	76.0	78.6	77.0	74.4	69.2	68.0	70.8	68.0	72.1	64.9	56.1	49.7	42.5	36.8
82 1 UC A				26.2	32.7	40.2	47.8	53.1	65.5	75.9	78.5	75.9	73.3	68.1	66.9	73.5	70.6	69.8	62.8	54.3	48.1	41.1	35.7
82 7 U R		1.3	2.9	6.9																			
82 7 U A		3.3	3.8	11.1																			
82 8 U R				5.1	6.3	12.7	16.7	18.5															
82 9 U R				28.3	35.2	45.7	47.7	52.9															
82 10 U A				20.9	26.0	42.0	51.0	56.6															
83 1 UC A				26.2	32.7	40.2	47.8	53.1	61.0	70.7	73.1	72.5	70.0	65.8	64.6	66.9	64.3	67.1	60.4	52.2	46.3	39.5	34.3
83 11 U U		2.8	6.3	12.3																			
83 12 U U		7.0	4.0	20.0	7.0	18.0	21.4	23.7															
84 1 UC A				26.2	32.7	40.2	47.8	53.1	61.4	71.1	73.5	72.2	69.7	64.6	63.5	68.4	65.8	62.7	56.4	48.8	43.2	36.9	32.1
85 1 UC A				26.2	32.7	40.2	47.8	53.1	61.8	71.6	74.1	71.5	69.1	63.6	62.5	64.5	61.9	65.5	59.0	50.9	45.1	38.6	33.5
85 13 U U				32.6	40.6	50.0	59.4	65.9															
86 1 UC A				26.2	32.7	40.2	47.8	53.1	61.0	70.6	73.0	71.4	69.0	61.8	60.6	61.2	58.8	61.2	55.1	47.6	42.2	36.1	31.3
87 1 UC A				26.2	32.7	40.2	47.8	53.1	61.3	71.0	73.5	70.1	67.7	61.0	59.9	59.9	57.6	59.3	53.4	46.2	40.9	34.9	30.3
87 14 U U							41.0																
88 1 UC A				26.2	32.7	40.2	47.8	53.1	57.0	66.0	68.2	68.7	66.4	63.7	62.5	60.8	58.5	59.2	53.3	46.1	40.8	34.9	30.3
88 15 U U		1.0	2.0	3.0	20.0	38.0	50.0	55.5															
89 1 UC A				26.2	32.7	40.2	47.8	53.1	58.2	67.4	69.7	69.8	67.4	65.1	63.9	58.4	56.1	58.3	52.5	45.4	40.2	34.3	29.8
89 16 UC A	1.0	3.0	9.0	8.0	19.0	31.0	37.0	41.1															
89 17 UC A	2.0	3.0	8.0	10.0	21.0	26.0	40.0	44.4															

Annex A (continued)

Frequency	Age group																					
Product Source Year	12	13	14	15	16	17	18	19	20	21 - 24	25 - 29	30 - 34	35 - 39	40 - 44	45 - 49	50 - 54	55 - 59	60 - 64	65 - 69	70 - 74	75 - 79	80 - 84	85+
90 1 UC A				29.9	34.0	38.7	43.4	54.0	58.1	66.1	68.3	69.6	67.9	64.2	60.9	59.8	54.0	58.7	53.6	45.7	38.4	31.2	26.8
90 18 U R		0.8	1.9	4.8	8.1	14.8	20.4	25.4															
90 18 U A		4.1	5.5	10.2	13.8	19.8	25.7	32.0															
90 19 U R		0.6	3.5	6.0																			
90 19 U A		2.3	7.4	10.2																			
91 1 UC A				29.9	34.0	38.7	43.4	54.0	60.1	68.3	70.7	69.3	67.6	65.8	62.4	60.1	54.3	60.9	55.7	47.4	39.9	32.3	27.8
92 1 UC A				29.9	34.0	38.7	43.4	54.0	58.3	66.2	68.5	67.5	65.9	66.6	63.2	56.0	50.6	58.4	53.4	45.4	38.2	31.0	26.7
92 20 UC R	2.0	4.0	2.0	16.0	38.0	44.0	38.0	47.2															
93 1 UC A				29.9	34.0	38.7	43.4	54.0	57.4	65.2	67.5	67.0	65.4	67.3	63.8	56.5	51.0	55.4	50.7	43.1	36.3	29.4	25.3
94 1 UC A				29.9	34.0	38.7	43.4	54.0	55.7	63.2	65.4	69.7	68.1	63.7	60.4	58.1	52.5	55.1	50.4	42.9	36.1	29.3	25.2
95 1 UC A				29.9	34.0	38.7	43.4	54.0	56.8	64.5	66.7	67.1	65.5	63.9	60.6	60.2	54.4	53.2	48.6	41.4	34.8	28.2	24.3
95 21 U R							25.4																
95 21 U A							36.9																

Annex A Prevalence of smoking – individual surveys. Japan, females

Frequency	Age group																					
Product Source Year	12	13	14	15	16	17	18	19	20	21 - 24	25 - 29	30 - 34	35 - 39	40 - 44	45 - 49	50 - 54	55 - 59	60 - 64	65 - 69	70 - 74	75 - 79	80 - 84	85+
50 2 U U				4.6	4.6	4.6	4.6	6.7	8.3	10.3	10.9	11.5	13.0	13.7	15.6	16.6	17.4	17.2	16.8	16.8	16.8	16.8	16.8
58 1 UC A				4.6	4.6	4.6	4.6	6.7	7.7	9.5	10.0	10.6	12.0	12.6	14.3	15.3	16.1	15.8	15.5	15.5	15.5	15.5	15.5
58 3 UC R																							
59 1 UC A				4.6	4.6	4.6	4.6	6.7	9.1	11.3	11.9	12.7	14.3	15.0	17.1	18.3	19.1	18.8	18.4	18.4	18.4	18.4	18.4
60 1 UC A				4.6	4.6	4.6	4.6	6.7	8.1	10.1	10.6	11.3	12.7	13.4	15.2	16.3	17.0	16.8	16.4	16.4	16.4	16.4	16.4
60 4 UC R																							
61 1 UC A				4.6	4.6	4.6	4.6	6.7	8.4	10.4	10.9	11.6	13.1	13.8	15.6	16.7	17.5	17.3	16.9	16.9	16.9	16.9	16.9
61 5 UC U				4.5	4.5	4.5	4.5	6.6	8.7	10.7	11.3	12.0	13.5	14.2	16.2	17.3	18.1	17.9	17.5	17.5	17.5	17.5	17.5
62 1 UC A				4.6	4.6	4.6	4.6	6.7	7.9	9.8	10.3	10.9	12.3	12.9	14.7	15.7	16.5	16.2	15.9	15.9	15.9	15.9	15.9
63 1 UC A				4.6	4.6	4.6	4.6	6.7	7.5	9.3	9.8	10.4	11.7	12.3	14.0	15.0	15.7	15.5	15.1	15.1	15.1	15.1	15.1
64 1 UC A				4.6	4.6	4.6	4.6	6.7	6.6	8.2	8.7	9.2	10.4	10.9	12.4	13.3	13.9	13.7	13.4	13.4	13.4	13.4	13.4
65 1 UC A				4.6	4.6	4.6	4.6	6.7	5.3	6.6	6.9	12.7	14.4	17.9	20.3	22.5	23.6	23.4	22.8	22.8	22.8	22.8	22.8
65 6 U R				2.5	2.5	2.5	2.5	3.7	4.9	6.0	6.4	6.7	7.6	8.0	9.1	12.0	12.6	13.8	13.5	16.3	16.3	16.3	16.3
65 6 U A				2.8	2.8	2.8	2.8	4.1	5.4	6.7	7.0	7.5	8.4	8.8	10.1	13.0	13.6	14.8	14.4	17.4	17.4	17.4	17.4
66 1 UC A				4.6	4.6	4.6	4.6	6.7	8.5	10.5	11.1	13.5	15.2	20.7	23.6	23.6	24.7	24.5	23.9	23.9	23.9	23.9	23.9
67 1 UC A				4.6	4.6	4.6	4.6	6.7	8.8	10.9	11.5	15.4	17.4	19.7	22.4	22.6	23.7	20.6	20.1	20.1	20.1	20.1	20.1
68 1 UC R				4.6	4.6	4.6	4.6	6.7	7.4	9.2	9.7	10.2	11.6	12.2	13.8	14.8	15.5	15.3	14.9	14.9	14.9	14.9	14.9
68 1 UC A				4.6	4.6	4.6	4.6	6.7	6.5	8.1	8.5	12.8	14.4	16.8	19.1	20.6	21.6	20.7	20.2	20.2	20.2	20.2	20.2
69 1 UC R				4.6	4.6	4.6	4.6	6.7	7.0	8.7	9.2	9.7	11.0	11.6	13.1	14.1	14.7	14.5	14.2	14.2	14.2	14.2	14.2
69 1 UC A				4.6	4.6	4.6	4.6	6.7	7.9	9.9	10.4	12.3	13.9	15.8	18.0	20.2	21.2	20.1	19.6	19.6	19.6	19.6	19.6
70 1 UC R				4.6	4.6	4.6	4.6	6.7	7.2	8.9	9.4	10.0	11.3	11.9	13.5	14.4	15.1	14.9	14.5	14.5	14.5	14.5	14.5
70 1 UC A				4.6	4.6	4.6	4.6	6.7	7.9	9.8	10.3	12.2	13.8	15.1	17.2	22.8	23.9	20.3	19.8	19.8	19.8	19.8	19.8
71 1 UC R				4.6	4.6	4.6	4.6	6.7	6.7	8.3	8.8	9.3	10.5	11.0	12.5	13.4	14.1	13.8	13.5	13.5	13.5	13.5	13.5
71 1 UC A				4.6	4.6	4.6	4.6	6.7	8.2	10.2	10.7	12.9	14.5	15.1	17.2	17.5	18.3	19.7	19.2	19.2	19.2	19.2	19.2
72 1 UC R				4.6	4.6	4.6	4.6	6.7	6.8	8.4	8.8	9.4	10.6	11.1	12.6	13.5	14.2	13.9	13.6	13.6	13.6	13.6	13.6
72 1 UC A				4.6	4.6	4.6	4.6	6.7	10.2	12.7	13.3	12.6	14.2	14.0	15.9	20.1	21.1	18.8	18.4	18.4	18.4	18.4	18.4
73 1 UC R				4.6	4.6	4.6	4.6	6.7	7.2	9.0	9.4	10.0	11.3	11.9	13.5	14.4	15.1	14.9	14.6	14.6	14.6	14.6	14.6
73 1 UC A				4.6	4.6	4.6	4.6	6.7	8.8	10.9	11.5	11.7	13.2	14.6	16.6	17.6	18.5	21.5	21.0	21.0	21.0	21.0	21.0
74 1 UC R				4.6	4.6	4.6	4.6	6.7	7.0	8.7	9.2	9.1	10.2	13.2	15.1	16.3	17.0	19.1	18.7	18.7	18.7	18.7	18.7
74 1 UC A				4.6	4.6	4.6	4.6	6.7	10.3	12.8	13.5	13.3	15.0	16.5	18.8	20.7	21.7	20.8	20.3	20.3	20.3	20.3	20.3
75 1 UC R				4.6	4.6	4.6	4.6	6.7	7.4	9.2	9.7	10.3	11.6	12.2	13.9	14.8	15.5	15.3	14.9	14.9	14.9	14.9	14.9
75 1 UC A				4.6	4.6	4.6	4.6	6.7	10.1	12.6	13.2	12.7	14.4	14.7	16.8	17.5	18.4	17.1	16.7	16.7	16.7	16.7	16.7
76 1 UC A				4.6	4.6	4.6	4.6	6.7	11.4	14.1	14.9	13.5	15.3	13.7	15.6	17.0	17.9	17.8	17.4	17.4	17.4	17.4	17.4
77 1 UC A				4.6	4.6	4.6	4.6	6.7	12.7	15.8	16.6	12.4	14.0	13.6	15.5	15.7	16.4	17.3	16.9	16.9	16.9	16.9	16.9
78 1 UC A				4.6	4.6	4.6	4.6	6.7	11.9	14.7	15.5	14.8	16.7	15.6	17.7	16.4	17.2	17.6	17.2	17.2	17.2	17.2	17.2
79 1 UC A				4.6	4.6	4.6	4.6	6.7	13.1	16.2	17.1	13.2	14.9	14.5	16.5	15.9	16.7	15.7	15.3	15.3	15.3	15.3	15.3
80 1 UC A				6.1	6.8	7.6	8.5	10.9	15.1	16.3	16.3	14.5	13.9	14.8	13.9	13.6	11.9	18.9	15.3	13.7	10.5	10.0	6.4
81 1 UC A				6.1	6.8	7.6	8.5	10.9	16.2	17.5	17.5	15.2	14.5	17.0	16.0	14.3	12.5	18.3	14.8	13.2	10.2	9.7	6.2

Frequency	Age group																					
Product Source Year	12	13	14	15	16	17	18	19	20	21 - 24	25 - 29	30 - 34	35 - 39	40 - 44	45 - 49	50 - 54	55 - 59	60 - 64	65 - 69	70 - 74	75 - 79	80 - 84	85+
82 1 UC A				6.1	6.8	7.6	8.5	10.9	16.2	17.5	17.5	16.5	15.8	16.2	15.2	15.0	13.1	17.3	14.0	12.5	9.6	9.2	5.8
82 7 U R		0.4	0.2	1.2																			
82 7 U A		0.9	1.7	3.4																			
82 8 U R				2.8	3.1	3.6	3.6	4.6															
82 9 U R																							
82 10 U A				2.7	3.0	4.0	14.0	17.8															
83 1 UC A				6.1	6.8	7.6	8.5	10.9	14.0	15.1	15.1	15.1	14.5	13.8	13.0	12.5	11.0	16.2	13.1	11.7	9.0	8.6	5.5
83 11 U U		1.7	3.3	2.3																			
83 12 U U		0.0	5.0	10.0	2.0	6.0	6.7	8.6															
84 1 UC A				6.1	6.8	7.6	8.5	10.9	15.9	17.2	17.2	15.3	14.7	13.7	12.9	12.0	10.5	17.4	14.0	12.6	9.6	9.2	5.9
85 1 UC A				6.1	6.8	7.6	8.5	10.9	15.5	16.7	16.7	14.5	13.9	13.6	12.8	13.4	11.7	16.2	13.1	11.7	9.0	8.6	5.5
85 13 U U				8.0	8.9	10.0	11.2	14.2															
86 1 UC A				9.2	10.2	11.5	12.8	16.3	14.5	15.6	15.6	13.6	13.1	12.7	11.9	11.7	10.2	14.1	11.3	10.2	7.8	7.4	4.7
87 1 UC A				9.2	10.2	11.5	12.8	16.3	14.8	16.0	16.0	15.7	15.0	13.6	12.8	12.9	11.3	14.0	11.3	10.1	7.7	7.4	4.7
87 14 U U							7.4																
88 1 UC A				9.2	10.2	11.5	12.8	16.3	14.2	15.3	15.3	15.5	14.8	13.2	12.4	12.3	10.8	14.0	11.3	10.1	7.8	7.4	4.7
88 15 U U		0.0	0.0	0.0	4.0	22.0	25.0	31.8															
89 1 UC A				9.2	10.2	11.5	12.8	16.3	15.3	16.5	16.5	15.0	14.4	14.2	13.4	11.1	9.7	11.4	9.2	8.2	6.3	6.0	3.8
89 16 UC A	1.0	1.0	2.0	3.0	8.0	14.0	15.0	19.1															
89 17 UC A	0.0	1.0	3.0	4.0	6.0	13.0	15.0	19.1															
90 1 UC A				9.5	12.2	15.1	18.2	20.0	20.9	20.5	18.3	18.3	16.3	14.8	13.0	13.1	11.2	13.3	10.7	8.1	6.0	5.2	5.2
90 18 U R		0.5	0.6	1.6	1.1	3.1	2.6	2.9															
90 18 U A		1.6	2.1	3.6	3.0	5.4	4.9	5.4															
90 19 U R		0.7	0.5	1.2																			
90 19 U A		1.5	2.5	3.5																			
91 1 UC A				9.5	12.2	15.1	18.2	20.0	18.7	18.4	16.4	18.5	16.6	14.5	12.7	12.5	10.7	13.7	11.0	8.4	6.2	5.4	5.4
92 1 UC A				9.5	12.2	15.1	18.2	20.0	17.9	17.5	15.7	18.9	16.9	13.3	11.7	12.7	10.9	11.6	9.4	7.1	5.3	4.6	4.6
92 20 UC R	0.0	2.0	2.0	5.0	17.0	29.0	23.0	25.3															
93 1 UC A				9.5	12.2	15.1	18.2	20.0	22.2	21.8	19.5	18.6	16.6	13.8	12.1	11.6	9.9	11.7	9.4	7.1	5.3	4.6	4.6
94 1 UC A				9.5	12.2	15.1	18.2	20.0	21.5	21.1	18.9	20.0	17.8	16.3	14.3	12.4	10.6	11.9	9.5	7.2	5.3	4.6	4.6
95 1 UC A				9.5	12.2	15.1	18.2	20.0	24.9	24.5	21.9	20.4	18.2	15.1	13.3	13.5	11.6	11.3	9.1	6.9	5.1	4.4	4.4
95 21 U R							7.1																
95 21 U A							15.6																

Frequency	Age group																					
Product Source Year	12	13	14	15	16	17	18	19	20	21 - 24	25 - 29	30 - 34	35 - 39	40 - 44	45 - 49	50 - 54	55 - 59	60 - 64	65 - 69	70 - 74	75 - 79	80 - 84	85+
10 16 U U	76.0																						
47 18 U U				36.1	45.5	55.7	66.7	74.6	82.4	80.0	81.6	83.2	84.8	85.5	84.8	84.0	81.6	79.3	73.8	66.7	60.4	58.9	58.9
57 17 U *	47.3																						
58 1 A U				36.2	45.7	55.9	66.9	74.8	82.7	88.3	90.1	91.8	93.5	91.4	90.6	93.0	90.4	87.8	81.7	94.3	85.4	83.2	83.2
58 2 UC U				30.6	38.1	46.9	55.7	61.8	68.6	82.8	85.6	83.5	80.6	77.8	76.4	72.1	69.3	63.7	57.3	49.5	43.9	37.5	32.5
58 2 A U				36.2	45.7	55.9	66.9	74.8	82.7	88.3	90.0	91.7	93.5	94.3	93.5	92.6	90.0	87.4	81.3	73.6	66.6	64.9	64.9
60 19 UC R														82.7	82.1	69.3	66.1						
60 20 UC A														67.1	65.9	62.3	59.8						
60 20 A A														85.5	84.7	83.9	81.5						
63 3 UC U				30.9	38.4	47.3	56.2	62.4	69.3	70.8	73.2	71.4	69.0	66.5	65.3	61.7	59.3	54.4	49.0	42.3	37.5	32.1	27.8
63 3 A U				36.5	46.1	56.4	67.5	75.5	83.4	81.5	83.1	84.7	86.3	87.1	86.3	85.5	83.1	80.7	75.1	67.9	61.5	59.9	59.9
63 4 A R				38.9	49.0	60.0	71.8	80.3	78.6	76.4	77.9	79.4	84.7	85.5	84.7	83.1	80.8	78.5	83.7	75.7	68.6	66.8	66.8
63 21 U U				40.7	51.3	62.8	75.2	84.0	92.8	90.2	91.9	93.7	95.5	96.4	95.5	94.6	91.9	89.3	83.1	75.2	68.1	66.3	66.3
65 14 UC R	26.0	29.5	41.0	50.0	58.8	51.8	55.9	58.1	64.5														
65 14 UC A	30.7	33.7	43.8	50.0	61.2	52.4	57.0	60.4	67.0														
65 20 A A															67.7	67.1	65.2	63.3					
66 5 TC U				30.4	37.8	46.6	55.3	61.4	68.2	79.0	81.7	79.6	76.9	74.2	72.9	68.8	66.1	60.7	54.7	47.2	41.8	35.8	31.0
66 5 A U				37.9	47.8	58.5	70.0	78.3	86.5	84.0	85.7	87.3	89.0	89.8	89.0	88.1	85.7	83.2	77.4	70.0	63.4	61.8	61.8
67 7 MC U				25.8	32.1	39.6	47.1	52.2	58.0	67.2	69.5	67.7	55.2	53.3	52.3	49.4	47.5	43.6	39.2	33.9	30.0	25.7	22.3
67 7 TC U				32.4	40.3	49.7	59.0	65.5	72.7	84.2	74.9	73.0	72.0	69.5	68.2	65.1	62.6	57.5	44.3	38.3	33.9	29.0	25.2
67 7 A U				37.6	47.4	58.0	69.4	77.6	79.7	77.5	79.0	80.5	79.8	80.5	79.8	84.2	81.8	79.5	91.6	82.8	75.0	73.1	73.1
70 7 MC U				22.9	28.6	35.2	41.8	46.4	51.5	59.7	61.7	60.2	49.4	47.7	46.8	44.2	42.5	39.0	35.1	30.4	26.9	23.0	19.9
70 7 TC U		23.4	27.3	35.1	43.7	53.8	64.0	57.8	64.2	74.3	71.8	70.1	71.0	68.5	67.3	61.0	58.6	53.8	35.0	30.3	26.8	22.9	19.9
70 7 A U				35.6	44.9	55.0	65.8	73.6	77.7	75.5	77.0	78.5	76.8	77.5	76.8	80.1	77.9	75.6	81.6	73.8	66.9	65.1	65.1
70 8 A U		23.3	27.9	34.6	43.7	53.5	64.0	71.5	79.0	76.8	78.3	79.8	81.3	82.1	81.3	80.6	78.3	76.0	70.8	64.0	58.0	56.5	56.5
70 11 UC U				30.0	33.7	41.5	49.3	54.8	60.8	70.4	72.8	71.0	68.6	66.2	65.0	61.4	59.0	54.2	48.7	42.1	37.3	31.9	27.7
70 11 A U				35.8	45.2	55.3	66.2	74.0	81.8	74.6	76.1	77.6	79.0	79.8	79.0	78.3	76.1	73.9	68.8	62.2	56.3	54.9	54.9
70 20 A A																58.7	57.0	55.4	51.5				
71 5 TC U				26.1	32.4	40.0	47.5	52.7	58.5	67.8	70.1	68.4	66.0	63.7	62.6	59.1	56.8	52.1	46.9	40.5	35.9	30.7	26.6
71 5 A U				32.1	40.5	49.6	59.4	66.4	73.3	71.2	72.6	74.0	75.4	76.1	75.4	74.7	72.6	70.5	65.7	59.4	53.8	52.4	52.4
72 5 UC U				26.5	33.0	40.6	48.3	53.6	59.5	68.9	71.2	69.5	67.1	64.7	63.6	60.0	57.7	53.0	47.7	41.2	36.5	31.2	27.1
72 5 A U				32.6	41.1	50.3	60.2	67.3	74.4	72.3	73.7	75.1	76.5	77.2	76.5	75.8	73.7	71.5	66.6	60.2	54.5	53.1	53.1
72 8 MC U				20.7	25.7	31.7	37.7	41.8	46.4	53.8	55.6	54.2	48.3	46.6	45.7	43.2	41.5	38.1	34.3	29.6	26.3	22.4	19.5
72 8 TC U		17.6	20.6	26.4	32.9	40.6	48.2	53.5	59.4	68.8	71.1	69.3	67.0	64.6	63.5	59.9	57.6	52.9	47.6	41.1	36.4	31.1	27.0
72 8 A U				31.9	40.2	49.2	58.9	65.8	72.8	70.7	72.1	73.5	76.4	77.1	76.4	75.7	73.6	71.5	66.5	60.2	54.5	53.1	53.1
73 5 UC U				24.7	30.7	37.8	45.0	49.9	55.4	64.2	66.4	64.7	62.5	60.3	59.2	55.9	53.7	49.4	44.4	38.4	34.0	29.1	25.2
73 5 A U				30.7	38.7	47.4	56.8	63.4	70.1	68.1	69.4	70.8	72.1	72.8	72.1	71.5	69.4	67.4	62.8	56.8	51.4	50.1	50.1
74 5 UC U				23.8	29.6	36.5	43.3	48.1	53.4	61.8	63.9	62.3	60.2	58.1	57.1	53.9	51.8	47.5	42.8	37.0	32.8	28.0	24.3
74 5 A U				28.9	36.4	44.5	53.3	59.6	65.9	64.0	65.2	66.5	67.7	68.4	67.7	67.1	65.2	63.4	59.0	53.3	48.3	47.0	47.0
75 8 MC U				15.5	19.2	23.7	28.2	31.3	34.7	40.2	41.6	40.5	42.4	40.9	40.2	38.0	36.5	33.5	30.1	26.1	23.1	19.7	17.1
75 8 TC U		16.4	19.1	24.6	30.6	37.6	44.7	49.7	55.1	63.8	66.0	64.4	62.2	60.0	58.9	55.7	53.5	49.1	44.2	38.2	33.8	28.9	25.1
75 8 A U				29.8	37.6	46.0	55.1	61.5	68.6	66.6	67.9	69.2	68.8	69.4	68.8	69.8	67.8	65.9	72.8	65.8	59.7	58.1	58.1
76 5 UC U				21.5	26.8	33.0	39.2	43.5	48.3	55.9	57.8	56.4	54.5	52.6	51.6	48.8	46.8	43.0	38.7	33.5	29.6	25.3	22.0
76 5 A U				26.5	33.4	40.9	49.0	54.8	60.5	58.8	60.0	61.1	62.3	62.9	62.3	61.7	60.0	58.2	54.2	49.0	44.4	43.2	43.2
77 20 A A																	42.7	41.4	38.6	34.9			
78 5 UC U		15.1	17.6	22.7	28.2	34.7	41.3	45.8	50.9	58.9	60.9	59.4	57.4	55.4	54.4	51.4	49.3	45.3	40.8	35.2	31.2	26.7	23.2
78 5 A U		18.7	22.4	27.8	35.1	42.9	51.4	57.5	63.5	61.7	62.9	64.1	65.3	65.9	65.3	64.7	62.9	61.1	56.8	51.4	46.6	45.4	45.4
78 5 UC U				21.5	26.8	33.0	39.2	43.5	48.3	55.9	57.8	56.4	54.5	52.6	51.6	48.8	46.8	43.0	38.7	33.5	29.6	25.3	22.0
78 5 A U				23.3	29.4	36.0	43.1	48.2	57.4	55.8	56.9	58.0	62.8	63.4	62.8	60.6	58.9	57.2	58.5	52.9	48.0	46.7	46.7
78 6 U U				25.9	32.7	40.0	47.9	53.5	54.2	52.7	60.4	61.6											
78 13 U *	21.0	33.7	40.3																				
79 5 MC U				9.9	12.4	15.2	18.1	20.1	22.3	25.8	31.6	30.8	29.7	28.7	28.2	32.5	31.3	28.7	21.1	18.2	16.1	13.8	12.0
79 5 TC U				18.4	22.9	28.2	33.5	37.1	39.9	46.3	55.7	54.3	53.5	51.6	50.7	51.4	49.4	45.4	34.0	29.3	26.0	22.2	19.3
79 5 A U				18.8	23.7	29.0	34.7	38.8	48.1	46.7	60.4	61.6	57.8	58.4	57.8	60.6	58.9	57.2	51.9	47.0	42.5	41.4	41.4
79 6 U U				21.4	27.0	33.0	39.5	44.2	52.2	50.7	60.4	61.6											
79 8 MC U				12.5	15.5	19.1	22.7	25.2	27.9	32.4	33.5	32.7	27.1	26.1	25.7	24.2	23.3	21.4	19.3	16.6	14.7	12.6	10.9
79 8 A U				18.8	23.7	29.0	34.7	38.8	56.4	54.8	55.9	57.0	57.8	58.4	57.8	62.6	60.9	59.1	63.0	56.9	51.6	50.2	50.2
79 12 UC U	3.0	13.8	16.2	24.1	29.9	46.2	54.9	60.9															
79 13 U *	17.0	27.4	32.6																				
80 5 A U				19.4	24.5	30.0	35.9	40.1	56.4	54.8	55.9	57.0	53.8	54.3	53.8	57.5	55.9	54.3	57.5	52.0	47.1	45.9	45.9

Frequency	Age group																					
Product Source Year	12	13	14	15	16	17	18	19	20	21 - 24	25 - 29	30 - 34	35 - 39	40 - 44	45 - 49	50 - 54	55 - 59	60 - 64	65 - 69	70 - 74	75 - 79	80 - 84	85+
81 5 A U				17.5	22.1	27.0	32.3	36.1	49.4	48.0	48.9	49.8	49.9	50.3	49.9	52.4	50.9	49.4	56.4	51.0	46.2	45.0	45.0
81 6 U U				20.1	25.3	31.0	37.1	41.5	48.1	46.7	51.5	52.5											
81 13 U *	16.0	21.0	25.0																				
82 5 MC U				8.2	10.2	12.5	14.9	16.5	18.3	21.2	21.9	21.4	25.8	24.9	24.5	23.1	22.2	20.4	18.4	15.9	14.0	12.0	10.4
82 5 A U				11.7	14.7	18.0	21.5	24.1	45.4	44.1	44.9	45.8	43.9	44.3	43.9	46.2	44.9	43.6	47.6	43.0	39.0	38.0	38.0
82 13 U A	6.0	20.1	23.9																				
83 5 A U				14.9	18.8	23.0	27.5	30.8	46.4	45.0	45.9	46.8	49.9	50.3	49.9	48.3	46.9	45.6	45.4	41.0	37.2	36.2	36.2
83 9 TC R				15.1	18.9	27.4	32.6	37.0	41.0	42.3													
83 9 TC A				18.7	23.3	34.7	41.3	43.6	48.4	44.4													
83 13 U A	5.0	15.5	18.5																				
83 15 A A	11.6	15.7	22.0	27.4	28.7	25.8	32.9	36.8															
84 5 A U				11.0	13.9	17.0	20.4	22.7	48.4	47.0	47.9	48.9	47.9	48.3	47.9	50.3	48.9	47.5	47.6	43.1	39.0	38.0	38.0
84 13 U A	4.0	17.3	20.7																				
85 5 A U				14.3	18.0	22.0	26.3	29.4	46.4	45.1	45.9	46.8	47.9	48.3	47.9	48.3	46.9	45.6	46.5	42.1	38.1	37.1	37.1
85 13 U A	7.0	20.1	23.9																				
85 20 UC A																			39.1	33.8	29.9	25.6	
85 20 A A																			46.2	41.7	37.8	36.8	
86 5 A U				14.3	18.0	22.0	26.3	29.4	46.4	45.1	45.9	46.8	45.9	46.3	45.9	46.2	44.9	43.6	45.4	41.0	37.2	36.2	36.2
86 13 U A	2.0	17.3	20.7																				
86 22 U *		4.0		21.0																			
87 5 A U				13.6	17.2	21.0	25.1	28.1	41.3	40.2	40.9	41.7	46.8	47.3	46.8	45.2	43.9	42.7	43.1	39.0	35.3	34.4	34.4
87 13 U A	3.0	16.4	19.6																				
87 23 U U				22.7	28.6	35.0	41.9	46.8	51.8	50.3	51.3	52.3	53.2	53.7	53.2	52.8	51.3	49.8	46.3	41.9	38.0	37.0	37.0
88 5 A U				12.3	15.5	19.0	22.7	25.4	39.3	38.2	38.9	39.7	40.9	41.2	40.9	40.1	38.9	37.8	38.7	35.0	31.7	30.9	30.9
89 5 A U				11.0	13.9	17.0	20.4	22.7	37.3	36.2	36.9	37.7	41.9	42.2	41.9	38.0	36.9	35.9	37.6	34.0	30.8	30.0	30.0
89 23 U U				20.8	26.2	32.1	38.4	42.9	47.4	46.0	47.0	47.9	48.8	49.2	48.8	48.3	47.0	45.6	42.4	38.4	34.8	33.9	33.9
89 24 U *	2.7	5.3																					
89 24 U R	4.1	7.9																					
89 24 U A	8.9	17.1																					
89 25 A U				15.0	25.3	31.0	37.1	41.5	45.9	44.5	45.4	46.3	47.2	47.6	47.2	46.7	45.4	44.1	41.1	37.1	33.6	32.8	32.8
90 5 A U				13.8	17.1	21.1	25.1	27.9	35.2	40.8	42.2	41.1	44.2	42.7	41.9	43.1	41.4	38.0	39.8	34.4	30.5	26.1	22.6
90 13 U A	2.0	13.8	16.2																				
90 25 A U				15.0	23.4	28.8	34.3	38.0	42.2	48.9	50.6	49.3	47.6	46.0	45.1	42.6	41.0	37.6	33.9	29.3	25.9	22.2	19.2
90 26 U R			3.0	9.0																			
90 26 U A	1.0	7.3	8.5	10.9																			
91 5 A U				14.4	18.0	22.1	26.3	29.2	33.5	38.8	40.1	39.1	44.2	42.7	41.9	42.0	40.4	37.1	38.7	33.4	29.6	25.3	22.0
91 23 U U				20.4	25.4	31.3	37.2	41.2	45.8	53.0	54.8	53.5	51.7	49.8	48.9	46.2	44.4	40.8	36.7	31.7	28.1	24.0	20.8
91 24 U *			8.7	11.2																			
91 24 U R			12.2	15.6																			
91 24 U A			15.6	20.1																			
91 25 A U				15.0	24.2	29.8	35.4	39.3	43.6	50.6	52.3	51.0	49.3	47.5	46.7	44.1	42.3	38.9	35.0	30.2	26.8	22.9	19.9
92 5 A U				15.1	18.8	23.1	27.5	30.5	32.6	37.8	39.1	38.1	44.3	42.7	41.9	42.0	40.4	37.1	37.5	32.4	28.7	24.6	21.3
92 13 U A	3.0	20.3	23.7	35.6	44.4	44.5	52.9	58.7															
92 25 A U				15.0	22.1	27.3	32.4	36.0	39.9	46.2	48.0	46.8	45.2	43.6	46.1	43.6	41.9	38.4	42.2	36.5	32.3	27.6	24.0
93 5 A U				15.7	19.6	24.1	28.7	31.8	34.3	39.8	41.1	40.1	41.2	39.7	39.0	39.9	38.3	35.2	35.2	30.4	27.0	23.0	20.0
93 25 A U				15.0	23.0	28.3	33.6	37.3	41.4	48.0	49.7	48.4	46.8	45.1	44.3	41.9	40.2	36.9	33.2	28.7	25.4	21.7	18.9
93 27 A U				15.9	19.8	24.4	40.4	44.8	49.7	57.6	59.6	58.1	56.1	54.2	53.2	50.2	48.3	44.3	35.2	30.4	27.0	23.0	20.0
94 5 A U				15.7	19.6	24.1	28.7	31.8	31.7	36.8	38.0	37.1	41.2	39.7	39.0	37.8	36.3	33.3	34.1	29.4	26.1	22.3	19.3
94 23 U U				19.9	24.8	30.5	36.3	40.3	44.7	51.8	53.6	52.2	50.5	48.7	47.8	45.2	43.4	39.8	35.9	31.0	27.4	23.5	20.4
94 25 A U				15.0	23.5	28.9	34.4	38.2	42.4	49.1	50.7	49.5	47.8	46.1	45.3	42.8	41.1	37.7	34.0	29.4	26.0	22.2	19.3
94 27 A U				15.9	19.8	24.4	39.7	44.1	48.9	56.7	58.6	57.2	55.2	53.3	52.3	49.4	47.5	43.6	35.2	30.4	27.0	23.1	20.0
95 5 A U				16.4	20.4	25.1	29.9	33.2	36.0	41.7	43.1	42.1	44.3	42.7	41.9	39.9	38.3	35.2	37.6	32.5	28.8	24.6	21.3
95 13 U A	4.0	21.2	24.8	38.3	47.7	41.1	48.8	54.1															
95 25 A U				15.0	22.4	27.5	32.7	36.3	40.3	46.7	48.3	47.1	45.5	43.9	43.1	40.7	39.1	35.9	32.3	27.9	24.8	21.2	18.4
95 27 A U				15.9	19.8	24.4	40.1	44.5	49.4	57.2	59.2	57.7	55.8	53.8	52.8	49.9	47.9	44.0	35.2	30.5	27.0	23.1	20.0

Frequency	Age group																					
Product Source Year	12	13	14	15	16	17	18	19	20	21 - 24	25 - 29	30 - 34	35 - 39	40 - 44	45 - 49	50 - 54	55 - 59	60 - 64	65 - 69	70 - 74	75 - 79	80 - 84	85+
10 16 U U																							
47 18 U U																							
57 17 U *	10.8																						
58 1 A U				23.2	29.7	36.9	44.4	48.9	58.5	53.4	47.7	44.5	39.7	34.1	29.9	22.6	19.3	15.1	12.2	6.0	4.4	3.9	3.9
58 2 UC U				23.2	29.7	36.9	44.4	48.9	58.5	62.1	55.5	51.8	46.2	39.2	34.4	28.1	24.0	18.9	15.2	11.5	8.5	7.4	7.4
58 2 A U				23.2	29.7	36.9	44.4	48.9	58.5	63.8	57.0	53.2	47.5	40.2	35.3	28.9	24.7	19.4	15.6	11.8	8.7	7.6	7.6
60 19 UC R																							
60 20 UC A																							
60 20 A A																							
63 3 UC U				23.5	30.1	37.3	45.0	49.4	59.1	54.8	48.9	45.6	40.7	34.5	30.3	24.8	21.2	16.6	13.4	10.1	7.5	6.5	6.5
63 3 A U				23.5	30.1	37.3	45.0	49.4	59.1	54.8	48.9	45.6	40.7	34.5	30.3	24.8	21.2	16.6	13.4	10.1	7.5	6.5	6.5
63 4 A R				25.4	32.5	40.3	48.5	53.4	50.2	49.3	44.0	41.1	43.7	37.1	32.5	23.4	20.0	15.7	3.9	3.0	2.2	1.9	1.9
63 21 U U				20.3	25.9	32.2	38.7	42.6	50.9	50.0	44.7	41.7	37.2	31.6	27.7	22.6	19.4	15.2	12.2	9.2	6.8	6.0	6.0
65 14 UC R																							
65 14 UC A																							
65 20 A A																							
66 5 TC U				27.1	34.6	43.0	51.8	56.9	68.1	66.9	59.7	55.7	49.8	42.2	37.0	30.3	25.9	20.3	16.3	12.3	9.2	8.0	8.0
66 5 A U				27.1	34.6	43.0	51.8	56.9	68.1	66.9	59.7	55.7	49.8	42.2	37.0	30.3	25.9	20.3	16.3	12.3	9.2	8.0	8.0
67 7 MC U				27.2	34.7	43.1	51.9	57.1	68.3	67.1	59.9	55.9	50.6	42.9	37.6	30.7	26.3	20.6	16.6	12.5	9.3	8.1	8.1
67 7 TC U				29.4	37.6	46.6	56.1	61.8	73.8	72.5	57.9	54.0	53.1	45.0	39.5	30.6	26.2	20.5	15.8	11.9	8.8	7.7	7.7
67 7 A U				36.2	46.3	57.4	69.1	76.0	64.2	63.1	56.3	52.6	53.1	45.0	39.5	30.6	26.2	20.5	17.1	12.9	9.6	8.3	8.3
70 7 MC U				26.4	33.8	42.0	50.5	55.5	66.4	65.3	58.3	54.4	51.3	43.5	38.1	31.2	26.7	20.9	16.8	12.7	9.4	8.2	8.2
70 7 TC U		23.8	28.7	36.8	47.1	58.5	70.4	53.9	64.4	63.3	57.8	54.0	55.6	47.1	41.4	30.7	26.2	20.6	14.5	11.0	8.1	7.1	7.1
70 7 A U				36.2	46.3	57.4	69.1	76.0	62.9	61.8	55.2	51.5	55.6	47.1	41.4	31.9	27.3	21.4	17.2	13.0	9.6	8.4	8.4
70 8 A U		18.3	22.0	28.3	36.2	44.9	54.1	59.5	71.1	69.9	62.4	58.2	52.0	44.1	38.7	31.6	27.0	21.2	17.0	12.9	9.6	8.3	8.3
70 11 UC U				20.0	40.2	49.9	60.1	66.1	79.0	77.6	69.3	64.7	57.8	49.0	43.0	35.1	30.0	23.6	18.9	14.3	10.6	9.2	9.2
70 11 A U				23.0	29.4	36.5	43.9	48.3	57.8	63.3	56.5	52.8	47.1	39.9	35.0	28.6	24.5	19.2	15.4	11.7	8.7	7.5	7.5
70 20 A A																							
71 5 TC U				27.0	34.5	42.8	51.5	56.7	67.8	66.6	59.5	55.5	49.5	42.0	36.9	30.1	25.8	20.2	16.3	12.3	9.1	7.9	7.9
71 5 A U				27.0	34.5	42.8	51.5	56.7	67.8	66.6	59.5	55.5	49.5	42.0	36.9	30.1	25.8	20.2	16.3	12.3	9.1	7.9	7.9
72 5 UC U				29.7	38.0	47.1	56.7	62.4	74.6	73.3	65.4	61.1	54.5	46.2	40.6	33.2	28.4	22.2	17.9	13.5	10.0	8.7	8.7
72 5 A U				29.7	38.0	47.1	56.7	62.4	74.6	73.3	65.4	61.1	54.5	46.2	40.6	33.2	28.4	22.2	17.9	13.5	10.0	8.7	8.7
72 8 MC U				27.4	35.0	43.5	52.4	57.6	68.9	67.7	60.4	56.4	51.7	43.9	38.5	31.4	26.9	21.1	17.0	12.8	9.5	8.3	8.3
72 8 TC U		18.3	22.1	28.3	36.2	45.0	54.1	59.5	71.2	69.9	62.4	58.3	52.0	44.1	38.7	31.6	27.1	21.2	17.1	12.9	9.6	8.3	8.3
72 8 A U				27.4	35.0	43.5	52.4	57.6	68.9	67.7	60.4	56.4	51.7	43.9	38.5	31.4	26.9	21.1	17.0	12.8	9.5	8.3	8.3
73 5 UC U				28.3	36.3	45.0	54.2	59.6	71.3	70.0	62.5	58.3	52.1	44.2	38.8	31.7	27.1	21.3	17.1	12.9	9.6	8.3	8.3
73 5 A U				28.3	36.3	45.0	54.2	59.6	71.3	70.0	62.5	58.3	52.1	44.2	38.8	31.7	27.1	21.3	17.1	12.9	9.6	8.3	8.3
74 5 UC U				28.4	36.3	45.0	54.2	59.6	71.3	70.1	62.6	58.4	52.1	44.2	38.8	31.7	27.1	21.3	17.1	12.9	9.6	8.3	8.3
74 5 A U				28.4	36.3	45.0	54.2	59.6	71.3	70.1	62.6	58.4	52.1	44.2	38.8	31.7	27.1	21.3	17.1	12.9	9.6	8.3	8.3
75 8 MC U				23.1	29.6	36.7	44.2	48.6	58.1	57.1	50.9	47.6	47.0	39.9	35.0	28.6	24.5	19.2	15.4	11.7	8.7	7.5	7.5
75 8 TC U		17.9	21.6	27.7	35.4	43.9	52.9	58.2	69.5	68.3	61.0	56.9	50.8	43.1	37.8	30.9	26.4	20.7	16.7	12.6	9.4	8.1	8.1
75 8 A U				30.4	39.0	48.4	58.2	64.0	64.5	63.4	56.6	52.8	54.3	46.0	40.4	34.0	29.1	22.8	16.0	12.1	9.0	7.8	7.8
76 5 UC U				25.0	32.0	39.7	47.8	52.6	62.9	61.8	55.2	51.5	46.0	39.0	34.2	27.9	23.9	18.8	15.1	11.4	8.5	7.4	7.4
76 5 A U				25.0	32.0	39.7	47.8	52.6	62.9	61.8	55.2	51.5	46.0	39.0	34.2	27.9	23.9	18.8	15.1	11.4	8.5	7.4	7.4
77 20 A A																							
78 5 UC U		16.1	19.4	24.9	31.9	39.5	47.6	52.4	62.6	61.5	54.9	51.3	45.8	38.8	34.1	27.8	23.8	18.7	15.0	11.4	8.4	7.3	7.3
78 5 A U		17.0	20.5	26.3	33.6	41.7	50.2	55.3	66.1	64.9	58.0	54.1	48.3	41.0	35.9	29.4	25.1	19.7	15.8	12.0	8.9	7.7	7.7
78 5 UC U				26.4	33.8	41.9	50.4	55.5	66.4	65.2	58.2	54.3	48.5	41.1	36.1	29.5	25.2	19.8	15.9	12.0	8.9	7.8	7.8
78 5 A U				26.6	34.1	42.3	50.9	56.0	54.7	53.8	48.0	44.8	50.7	43.0	37.7	36.4	31.1	24.4	20.3	15.3	11.4	9.9	9.9
78 6 U U				29.2	37.3	46.3	55.8	61.4	56.8	55.8	48.6	45.4											
78 13 U *	10.0	38.1	45.9																				
79 5 MC U				19.3	24.7	30.7	37.0	40.6	48.6	47.8	48.7	45.5	40.6	34.4	30.2	32.9	28.1	22.1	16.3	12.3	9.1	7.9	7.9
79 5 TC U				24.7	31.7	39.3	47.3	52.0	55.8	54.8	52.8	49.3	46.0	39.0	34.2	35.2	30.1	23.6	17.6	13.3	9.9	8.6	8.6
79 5 A U				24.7	31.7	39.3	47.3	52.0	55.8	54.8	52.8	49.3	46.0	39.0	34.2	35.2	30.1	23.6	17.6	13.3	9.9	8.6	8.6
79 6 U U				27.9	35.7	44.3	53.4	58.7	59.8	58.8	52.8	49.3											
79 8 MC U				19.8	25.3	31.4	37.8	41.6	49.7	48.9	43.6	40.7	47.4	40.2	35.3	28.8	24.7	19.4	15.6	11.8	8.7	7.6	7.6
79 8 A U				24.7	31.7	39.3	47.3	52.0	58.1	57.1	51.0	47.6	46.0	39.0	34.2	35.2	30.1	23.6	17.6	13.3	9.9	8.6	8.6
79 12 UC U	2.0	15.4	18.6	33.3	42.7	43.4	52.2	57.4															
79 13 U *	8.0	31.8	38.2																				
80 5 A U				23.7	26.4	29.6	33.1	42.2	40.8	44.1	44.1	44.5	38.9	38.6	36.3	31.3	27.3	24.9	13.5	12.1	9.3	8.9	5.6

Frequency	Age group																					
Product Source Year	12	13	14	15	16	17	18	19	20	21 - 24	25 - 29	30 - 34	35 - 39	40 - 44	45 - 49	50 - 54	55 - 59	60 - 64	65 - 69	70 - 74	75 - 79	80 - 84	85+
81 5 A U				22.9	25.6	28.6	32.1	40.8	44.5	48.1	48.1	48.5	39.9	39.6	37.2	31.3	27.4	25.0	16.0	14.4	11.0	10.5	6.7
81 6 U U				26.0	29.0	32.4	36.3	46.3	51.7	55.8	45.8	46.2											
81 13 U *	10.0	26.0	28.0																				
82 5 MC U				16.9	18.9	21.2	23.7	30.2	31.6	34.2	34.2	34.4	30.0	29.7	27.9	26.6	23.3	21.3	17.2	15.4	11.8	11.3	7.2
82 5 A U				20.6	23.0	25.8	28.9	36.8	41.8	45.1	45.1	45.5	36.8	36.5	34.3	30.2	26.4	24.1	16.1	14.4	11.0	10.6	6.7
82 13 U A	4.0	20.2	21.8																				
83 5 A U				21.4	23.9	26.7	29.9	38.1	44.5	48.1	48.1	48.5	39.9	39.5	37.1	28.0	24.5	22.3	14.9	13.3	10.2	9.8	6.2
83 9 TC R				26.5	29.5	24.5	27.5	46.9	49.1	48.1													
83 9 TC A				31.2	34.8	31.1	34.9	48.9	51.1	53.4													
83 13 U A	3.0	21.2	22.8																				
83 15 A A	9.6	16.9	26.8	31.7	32.4	31.2	36.8	46.9															
84 5 A U				18.3	20.5	22.9	25.6	32.7	40.8	44.1	44.1	44.5	36.8	36.5	34.3	32.5	28.4	25.9	15.0	13.4	10.3	9.8	6.3
84 13 U A	4.0	22.1	23.9																				
85 5 A U				17.6	19.6	21.9	24.6	31.3	40.8	44.1	44.1	44.5	39.9	39.5	37.1	32.5	28.4	25.9	16.3	14.6	11.2	10.7	6.8
85 13 U A	3.0	23.1	24.9																				
85 20 UC A																							
85 20 A A																							
86 5 A U				16.8	18.8	21.0	23.5	29.9	41.8	45.1	45.1	45.5	37.8	37.5	35.2	32.5	28.4	25.9	15.0	13.4	10.3	9.9	6.3
86 13 U A	4.0	21.2	22.8																				
86 22 U *		5.0		20.0																			
87 5 A U				16.8	18.8	21.0	23.5	29.9	39.0	42.1	42.1	42.5	37.8	37.5	35.2	34.7	30.4	27.7	15.0	13.5	10.3	9.9	6.3
87 13 U A	2.0	18.3	19.7																				
87 23 U U				23.9	26.7	29.9	33.4	42.6	44.6	48.2	48.2	48.6	46.6	46.2	43.4	41.4	36.2	33.0	26.7	23.9	18.3	17.5	11.1
88 5 A U				14.5	16.2	18.1	20.3	25.9	35.3	38.1	38.1	38.4	34.8	34.5	32.4	28.0	24.5	22.3	13.8	12.4	9.5	9.1	5.8
89 5 A U				15.3	17.0	19.1	21.4	27.2	32.5	35.1	35.1	35.4	35.8	35.5	33.3	29.1	25.5	23.2	16.3	14.6	11.2	10.7	6.8
89 23 U U				20.8	23.2	26.0	29.1	37.1	38.8	42.0	42.0	42.3	40.6	40.2	37.8	36.1	31.6	28.8	23.2	20.8	16.0	15.3	9.7
89 24 U *	1.3	2.7																					
89 24 U R	4.6	9.4																					
89 24 U A	8.6	17.4																					
89 25 A U				15.0	21.2	23.8	26.6	33.9	35.5	38.4	38.4	38.7	37.1	36.8	34.6	33.0	28.9	26.3	21.2	19.0	14.6	14.0	8.9
90 5 A U				16.0	17.9	20.0	22.4	28.6	35.3	38.1	38.1	38.4	36.8	36.5	34.3	32.4	28.4	25.9	15.1	13.5	10.4	9.9	6.3
90 13 U A	2.0	11.5	12.5																				
90 25 A U				15.0	21.4	23.9	26.8	34.1	35.7	38.6	38.6	38.9	37.3	37.0	34.8	33.2	29.0	26.5	21.4	19.1	14.7	14.0	8.9
90 26 U R			3.0	9.0																			
90 26 U A	1.0	7.3	7.9	8.6																			
91 5 A U				14.5	16.2	18.1	20.3	25.9	34.3	37.1	37.1	37.4	37.9	37.5	35.3	31.3	27.4	25.0	16.4	14.7	11.3	10.8	6.8
91 23 U U				20.2	22.5	25.2	28.2	36.0	37.6	40.7	40.7	41.0	39.3	39.0	36.6	35.0	30.6	27.9	22.5	20.2	15.5	14.8	9.4
91 24 U *			10.5	11.4																			
91 24 U R			16.2	17.7																			
91 24 U A			22.9	25.0																			
91 25 A U				15.0	22.2	24.8	27.8	35.4	37.1	40.0	40.0	40.4	38.7	38.4	36.1	34.4	30.1	27.5	22.2	19.9	15.2	14.6	9.3
92 5 A U				16.0	17.9	20.0	22.4	28.6	34.3	37.1	37.1	37.4	38.9	38.6	36.3	31.3	27.4	25.0	17.7	15.8	12.1	11.6	7.4
92 13 U A	2.0	16.4	17.6	43.5	48.5	35.5	39.8	50.7															
92 25 A U				15.0	22.9	25.6	28.7	36.5	38.2	41.3	40.6	41.0	39.3	39.0	31.1	29.7	26.0	23.7	15.2	13.6	10.4	10.0	6.3
93 5 A U				15.3	17.0	19.1	21.4	27.2	32.5	35.1	35.1	35.4	35.9	35.6	33.4	30.1	26.4	24.0	16.4	14.7	11.3	10.8	6.9
93 25 A U				15.0	21.0	23.5	26.4	33.6	35.1	38.0	38.0	38.3	36.7	36.4	34.2	32.6	28.6	26.0	21.0	18.8	14.4	13.8	8.8
93 27 A U				16.0	17.9	20.0	34.9	44.4	46.5	50.2	50.2	50.6	48.6	48.1	45.2	43.2	37.8	34.4	17.7	15.9	12.2	11.6	7.4
94 5 A U				16.8	18.8	21.0	23.5	29.9	30.6	33.1	33.1	33.3	35.9	35.6	33.4	30.1	26.3	24.0	16.5	14.7	11.3	10.8	6.9
94 23 U U				22.0	24.6	27.5	30.8	39.2	41.1	44.4	44.4	44.7	42.9	42.5	40.0	38.1	33.4	30.4	24.6	22.0	16.9	16.1	10.3
94 25 A U				15.0	21.8	24.4	27.3	34.8	36.4	39.4	39.4	39.7	38.1	37.7	35.4	33.8	29.6	27.0	21.8	19.5	15.0	14.3	9.1
94 27 A U				16.0	17.9	20.0	35.6	45.3	47.4	51.2	51.2	51.6	49.5	49.1	46.1	44.0	38.5	35.1	17.7	15.9	12.2	11.6	7.4
95 5 A U				16.0	17.9	20.0	22.4	28.6	33.4	36.1	36.1	36.4	39.0	38.7	36.3	30.1	26.3	24.0	17.8	15.9	12.2	11.7	7.4
95 13 U A	5.0	25.0	27.0	42.5	47.5	40.6	45.5	57.9															
95 25 A U				15.0	21.2	23.7	26.6	33.9	35.4	38.3	38.3	38.6	37.0	36.7	34.5	32.9	28.8	26.3	21.2	19.0	14.6	13.9	8.9
95 27 A U				16.0	17.9	20.0	35.2	44.8	46.9	50.7	50.7	51.1	49.0	48.6	45.7	43.6	38.1	34.8	17.8	15.9	12.2	11.7	7.4

Frequency	Age group																					
Product Source Year	12	13	14	15	16	17	18	19	20	21 - 24	25 - 29	30 - 34	35 - 39	40 - 44	45 - 49	50 - 54	55 - 59	60 - 64	65 - 69	70 - 74	75 - 79	80 - 84	85+
60 7 UC *	7.2	14.5	16.9	21.7	27.1	33.3	39.6	44.0															
60 7 UC R	10.6	21.1	24.6	31.7	39.4	48.6	57.7	64.1															
60 7 UC A	26.8	53.6	52.7	54.0	41.0	31.4	37.3	41.4															
64 11 UC R																							
64 12 A R				22.7	28.6	35.0	41.9	46.8	56.0	54.4	55.5	56.5	57.6	58.1	57.6	57.1	55.5	53.9	50.1	45.3	41.1	40.0	40.0
68 4 U R				12.9	16.3																		
68 4 U A				28.0	35.4																		
69 6 UC R		2.0	9.0	13.4	0.8	1.0	1.2	1.3															
69 6 UC A		20.9	37.8	38.3	26.5	32.7	38.8	43.1															
72 8 U U		21.9	25.6	32.9	41.0																		
74 3 UC R																							
75 2 UC U				18.4	22.9	28.2	33.6	37.3	41.4	47.9	49.5	48.3	46.7	45.0	44.2	41.8	40.1	36.8	33.2	28.7	25.4	21.7	18.8
75 13 U A	23.5	47.1	45.9	48.0	45.1	55.6	66.1	73.3															
76 1 UC R				19.5	24.3	30.0	35.6	39.5	37.1	43.0	42.5	44.0	43.3	43.8	45.0	44.0	56.7	38.3	34.8	30.7	26.9	21.4	18.5
76 5 UC *	7.6	15.2	15.8	20.3																			
76 5 UC U	19.7	39.5	25.8	33.2																			
77 14 U A			35.0		50.0																		
81 1 UC R				17.6	21.9	27.0	32.0	35.6	35.1	40.6	38.4	37.1	38.4	37.5	37.5	38.0	35.9	31.9	28.6	25.3	21.4	18.3	15.9
81 4 U R				11.4	14.2																		
81 4 U A				21.1	26.3																		
82 10 UC R				12.4	15.5	19.1	22.7	25.2	27.9	32.3	33.4	32.6	31.5	30.4	27.7	26.1	28.9	26.5	23.9	20.6	18.3	15.6	13.6
82 10 A A				14.9	18.6	22.9	27.2	30.2	33.5	38.8	40.1	39.1	37.8	36.5	33.4	31.6	33.8	31.0	27.9	24.1	21.4	18.3	15.8
83 15 TC R				16.8	20.9	25.8	30.7	34.0	37.8	43.8	38.5	37.5	38.7	37.3	36.6	34.6	34.5	31.7	28.6	24.7	21.9	18.7	16.2
83 16 UC R			13.2	17.0																			
83 16 UC A			20.2	25.9																			
84 15 TC R				17.3	21.5	26.5	31.5	35.0	38.8	45.0	39.5	38.5	36.5	35.3	34.6	32.7	32.2	29.6	26.6	23.0	20.4	17.4	15.1
85 9 U R		14.4	16.8	11.0	13.7	16.9	20.1	22.3															
85 15 TC R				15.4	19.1	23.6	28.0	31.1	34.5	40.0	35.4	34.5	32.4	31.2	30.6	28.9	28.7	26.3	23.7	20.5	18.1	15.5	13.5
85 17 UC R		1.3																					
85 17 U A		10.5																					
86 15 TC R				15.4	19.2	23.7	28.1	31.2	34.7	40.1	32.4	31.6	30.3	29.2	28.7	27.1	28.7	26.4	23.8	20.5	18.2	15.5	13.5
87 15 TC R				16.0	19.9	24.5	29.1	32.3	35.9	41.5	34.4	33.6	35.5	34.2	33.6	31.7	26.4	24.2	21.8	18.9	16.7	14.3	12.4
87 17 UC R				11.3																			
87 17 U A				20.6																			
88 15 TC R				13.5	16.8	20.7	24.6	27.3	30.3	35.1	38.5	37.5	32.3	31.2	30.6	28.9	24.1	22.1	19.9	17.2	15.2	13.0	11.3
89 13 U A	8.1	16.2	18.9	24.3	30.2	37.3	44.3	49.1															
89 15 TC R				14.0	17.4	21.5	25.5	28.3	31.4	36.4	30.4	29.6	29.2	28.2	27.7	26.2	24.1	22.1	19.9	17.2	15.3	13.0	11.3
90 15 TC R				17.0	19.3	21.9	24.6	30.6	34.2	38.9	31.6	32.4	31.8	30.8	29.2	27.1	22.7	19.8	18.1	15.4	13.0	10.5	9.0
90 19 UC R							27.5																
90 19 U A							36.9																
91 15 TC R				15.7	17.8	20.3	22.7	28.3	31.6	35.9	34.6	35.4	28.6	27.7	26.3	24.4	22.8	19.8	18.1	15.4	13.0	10.5	9.1
91 18 U R			7.1	8.1																			
91 18 U A			11.6	13.1																			
92 15 TC R				13.9	15.8	18.0	20.2	25.1	28.1	31.9	33.6	34.4	30.8	29.8	28.2	26.2	22.8	19.9	18.2	15.5	13.0	10.6	9.1
92 19 UC R			10.5	11.9																			
92 19 UC A			20.2	22.9																			
93 15 TC R				15.5	17.7	20.1	22.6	28.0	31.4	35.7	34.6	35.4	31.9	30.8	29.2	27.1	24.2	21.0	19.2	16.4	13.8	11.2	9.6
93 18 U R			7.5	8.5																			
93 18 U A			14.4	16.3																			
94 15 TC R				15.5	17.7	20.1	22.5	28.0	31.4	35.6	35.5	36.4	31.9	30.8	29.2	27.1	21.6	18.9	17.2	14.7	12.3	10.0	8.6
95 15 TC R				13.9	15.8	18.0	20.2	25.1	28.1	31.9	34.6	35.4	30.8	29.8	28.3	26.2	24.2	21.1	19.3	16.4	13.8	11.2	9.6
95 18 U R			11.6	13.2																			
95 18 U A			16.6	18.8																			

Frequency	Age group																					
Product Source Year	12	13	14	15	16	17	18	19	20	21 - 24	25 - 29	30 - 34	35 - 39	40 - 44	45 - 49	50 - 54	55 - 59	60 - 64	65 - 69	70 - 74	75 - 79	80 - 84	85+
60 7 UC *	2.4	4.9	5.3	5.8	6.5	7.2	8.1	10.3															
60 7 UC R	5.1	10.4	11.2	12.2	13.6	15.3	17.1	21.8															
60 7 UC A	11.2	22.9	28.2	29.2	25.2	17.2	19.2	24.5															
64 11 UC R				36.9	41.3	46.2	51.7	65.9	69.0	74.5	74.5	75.1	72.0	71.4	67.1	64.0	56.0	51.1	41.3	36.9	28.3	27.1	17.2
64 12 A R				22.9	25.6	28.6	32.1	40.8	36.0	38.8	38.8	39.2	37.6	37.2	35.0	33.4	29.2	26.6	21.5	0.0	0.0	0.0	0.0
68 4 U R				6.8	7.6																		
68 4 U A				23.7	26.5																		
69 6 UC R		2.6	10.0	6.3	8.9	9.9	11.1	14.2															
69 6 UC A		21.1	36.9	32.1	23.1	25.9	29.0	36.9															
72 8 U U		27.0	29.2	31.8	35.5																		
74 3 UC R				20.0	22.4	25.0	28.0	35.7	37.4	40.4	37.3	37.6	36.3	35.9	40.5	38.7	24.0	21.9	17.7	15.8	12.1	11.6	7.4
75 2 UC U																							
75 13 U A	24.9	50.7	42.5	51.0	55.6	62.2	69.7	88.8															
76 1 UC R				23.2	25.9	29.0	32.5	41.4	36.6	39.5	37.8	37.8	35.0	35.3	35.8	34.1	30.6	26.0	20.2	14.5	10.7	6.4	4.1
76 5 UC *	3.9	8.1	25.4	27.7																			
76 5 UC U	19.0	38.8	41.4	45.1																			
77 14 U A			35.0		40.0																		
81 1 UC R				19.0	24.3	30.1	36.3	39.9	40.9	40.2	34.6	32.8	33.2	31.0	31.1	30.7	28.1	24.5	19.9	14.8	8.3	7.2	7.2
81 4 U R				29.0	37.2																		
81 4 U A				41.5	53.1																		
82 10 UC R				15.2	19.4	24.1	29.0	31.9	38.1	37.4	33.4	31.2	27.9	23.6	29.0	23.7	24.0	18.8	15.1	11.4	8.5	7.4	7.4
82 10 A A				17.8	22.8	28.3	34.0	37.4	44.7	44.0	39.2	36.6	32.7	27.7	30.1	24.6	25.9	20.3	16.3	12.3	9.2	8.0	8.0
83 15 TC R				19.8	25.3	31.4	37.8	41.6	49.8	48.9	36.2	33.8	37.7	31.9	28.0	22.9	32.2	25.3	20.3	15.4	11.4	9.9	9.9
83 16 UC R			20.6	26.5																			
83 16 UC A			33.3	42.8																			
84 15 TC R				19.8	25.3	31.4	37.8	41.5	49.7	48.8	35.1	32.8	35.1	29.8	26.1	21.3	33.9	26.6	21.4	16.2	12.0	10.4	10.4
85 9 U R		23.5	28.3	13.6	17.4	21.6	26.0	28.5															
85 15 TC R				19.8	25.3	31.4	37.8	41.6	49.8	48.9	35.1	32.8	35.0	29.7	26.1	21.3	29.4	23.1	18.5	14.0	10.4	9.0	9.0
85 17 UC R		1.1																					
85 17 U A		9.3																					
86 15 TC R				18.4	23.5	29.2	35.1	38.6	46.2	45.4	35.1	32.8	38.7	32.8	28.8	23.5	32.7	25.6	20.6	15.6	11.6	10.0	10.0
87 15 TC R				17.9	22.9	28.5	34.3	37.7	45.1	44.3	36.2	33.7	31.4	26.7	23.4	19.1	29.7	23.3	18.7	14.2	10.5	9.1	9.1
87 17 UC R				18.5																			
87 17 U A				33.4																			
88 15 TC R				19.4	24.9	30.9	37.2	40.9	48.9	48.0	36.2	33.7	33.9	28.8	25.2	20.6	25.1	19.7	15.8	12.0	8.9	7.7	7.7
89 13 U A	12.5	25.1	30.2	38.7	49.6	61.5	74.1	81.5															
89 15 TC R				18.4	23.6	29.2	35.2	38.7	46.3	45.5	34.1	31.8	30.3	25.7	22.5	18.4	25.2	19.8	15.9	12.0	8.9	7.8	7.8
90 15 TC R				16.9	21.6	26.8	32.2	35.5	42.4	41.7	33.1	30.9	34.0	28.8	25.3	20.6	25.4	19.9	16.0	12.1	9.0	7.8	7.8
90 19 UC R							35.5																
90 19 U A							49.6																
91 15 TC R				16.3	20.8	25.8	31.1	34.2	40.9	40.2	31.0	29.0	29.2	24.7	21.7	17.7	25.5	20.0	16.1	12.1	9.0	7.8	7.8
91 18 U R			10.8	13.8																			
91 18 U A			18.7	24.0																			
92 15 TC R				16.2	20.7	25.7	30.9	34.0	40.7	40.0	37.3	34.8	32.9	27.9	24.4	20.0	22.4	17.6	14.1	10.7	7.9	6.9	6.9
92 19 UC R			10.4	13.3																			
92 19 UC A			22.3	28.6																			
93 15 TC R				14.7	18.8	23.3	28.0	30.8	36.9	36.2	35.2	32.9	31.7	26.8	23.6	19.3	25.7	20.1	16.2	12.2	9.1	7.9	7.9
93 18 U R			9.3	12.0																			
93 18 U A			21.7	27.9																			
94 15 TC R				16.6	21.2	26.4	31.7	34.9	41.7	41.0	34.2	31.9	30.5	25.8	22.7	18.5	25.7	20.2	16.2	12.2	9.1	7.9	7.9
95 15 TC R				16.1	20.6	25.6	30.8	33.9	40.5	39.8	37.3	34.8	30.4	25.8	22.7	18.5	22.5	17.6	14.2	10.7	8.0	6.9	6.9
95 18 U R			12.3	15.8																			
95 18 U A			25.6	32.9																			

Frequency	Age group																					
Product Source Year	12	13	14	15	16	17	18	19	20	21 - 24	25 - 29	30 - 34	35 - 39	40 - 44	45 - 49	50 - 54	55 - 59	60 - 64	65 - 69	70 - 74	75 - 79	80 - 84	85+
54 2 TC U				23.4	29.1	35.8	42.6	47.2	52.4	60.7	62.8	61.2	59.2	57.1	56.0	52.9	50.9	46.7	42.0	36.3	32.2	27.5	23.9
54 2 A U				39.6	50.0	61.2	73.2	81.8	90.4	87.9	89.6	77.8	79.3	80.0	67.6	66.9	65.1	66.9	62.3	56.3	51.0	49.7	49.7
57 5 U R		3.0	7.0	13.0	24.0	35.0	38.0	35.0															
57 5 U A		57.0	58.0	60.0	62.0	62.0	64.0	63.0															
60 1 A R				32.4	40.8	50.0	59.9	66.9	73.9	71.8	73.2	71.8	73.2	73.9	66.9	66.3	64.5	50.3	46.8	42.3	38.3	37.3	37.3
61 1 A R				29.6	37.3	45.7	54.7	61.1	67.6	65.6	66.9	71.8	73.2	73.8	68.0	67.3	65.4	55.9	52.0	47.0	42.6	41.5	41.5
62 1 A R				28.2	35.6	43.6	52.2	58.3	64.4	62.6	63.8	70.8	72.2	72.8	66.9	66.3	64.5	54.8	51.0	46.1	41.7	40.7	40.7
62 11 TC U															57.7	54.4	51.2	39.6					
62 11 A U															70.8	70.2	66.8	58.1					
63 1 A R				28.3	35.6	43.6	52.2	58.4	64.5	62.7	63.9	70.8	72.2	72.8	65.9	65.3	63.5	54.8	51.0	46.1	41.7	40.7	40.7
63 5 U R	1.0	3.0	8.0	19.0																			
63 5 U A	47.0	47.0	50.0	58.0																			
64 1 A R				25.1	31.7	38.8	46.4	51.9	57.4	55.7	56.8	64.9	66.1	66.7	61.9	61.3	59.6	48.1	44.7	40.5	36.6	35.7	35.7
64 9 U U				28.2	35.6	43.6	52.2	58.3	64.4	62.6	63.8	65.0	66.3	66.9	62.4	61.8	54.6	53.1	43.2	39.1	35.4	34.5	34.5
64 10 TC R				19.4	24.1	29.7	35.3	39.2	43.5	50.4	52.1	50.8	49.1	47.3	46.5	43.9	34.3	31.5	28.4	24.5	21.7	18.6	16.1
64 10 A R				26.4	33.3	40.8	48.9	54.6	60.4	58.6	59.8	60.9	62.1	62.7	62.1	61.5	52.9	51.4	47.8	43.3	39.2	38.2	38.2
65 1 A R				25.0	31.6	38.6	46.2	51.7	57.1	55.5	56.6	64.9	66.1	66.7	61.9	61.3	59.6	50.3	46.8	42.4	38.4	37.4	37.4
66 1 A R				26.9	33.9	41.5	49.7	55.6	61.4	59.7	60.8	66.9	68.1	68.8	64.9	64.3	62.5	53.7	50.0	45.2	41.0	39.9	39.9
67 1 A R				25.7	32.4	39.7	47.6	53.1	58.7	57.1	58.2	63.9	65.1	65.7	63.6	63.0	61.2	59.5	51.8	46.8	42.4	41.3	41.3
68 1 A R				27.1	34.2	41.9	50.1	56.0	61.9	60.2	61.3	64.9	66.1	66.8	64.6	64.0	62.2	60.4	48.5	43.8	39.7	38.7	38.7
69 1 A R				27.0	34.1	41.7	50.0	55.8	61.7	60.0	61.1	64.0	65.2	65.8	62.6	62.0	60.2	58.5	48.5	43.8	39.7	38.7	38.7
70 1 A R				27.0	34.0	41.6	49.8	55.7	61.6	59.8	61.0	58.1	59.2	59.7	63.6	63.0	61.3	59.5	48.5	43.9	39.7	38.7	38.7
71 1 A R				23.9	30.2	36.9	44.2	49.4	54.6	53.1	54.1	55.1	56.2	56.7	60.5	60.0	58.3	56.6	47.4	42.9	38.9	37.8	37.8
71 6 U R							4.5	5.1															
72 1 A R				24.9	31.4	38.4	46.0	51.4	56.8	55.2	56.3	54.2	55.2	55.7	59.5	59.0	57.3	55.7	46.3	41.9	38.0	37.0	37.0
72 6 U R							4.1	4.5															
72 12 UC R				17.7	22.0	27.2	32.3	35.8	39.8	46.1	47.6	46.8	45.3	46.7	45.9	43.3	41.6	38.2	34.4	29.7	26.3	22.5	19.5
72 12 A R				22.5	28.4	34.8	41.6	46.5	51.4	50.0	50.9	50.6	51.6	56.6	56.1	55.5	54.0	52.4	48.8	44.1	40.0	38.9	38.9
73 1 A R				24.8	31.3	38.3	45.9	51.3	56.7	55.1	56.2	57.1	58.2	58.8	58.5	58.0	56.4	54.8	46.4	41.9	38.0	37.0	37.0
73 3 UC R				21.0	26.1	32.2	38.2	42.4	47.1	54.5	56.4	55.0	53.1	51.3	50.3	47.6	45.7	42.0	37.8	32.6	28.9	24.7	21.4
73 4 A R				20.0	28.0	34.2	41.0	45.8	50.6	49.2	48.6	49.5	58.7	59.3	57.3	56.7	53.7	52.2	40.7	36.8	30.4	29.6	29.6
74 1 A R				24.8	31.3	38.3	45.9	51.3	56.7	55.1	56.2	55.2	56.2	56.7	55.5	55.0	53.4	51.9	43.1	38.9	35.3	34.4	34.4
74 4 A R				20.0	29.9	36.6	43.8	48.9	54.1	52.6	57.5	58.6	52.8	53.2	60.3	59.7	54.8	53.2	43.8	39.6	30.4	29.6	29.6
75 1 A R				23.9	30.1	36.9	44.1	49.3	54.5	53.0	54.1	55.2	56.2	58.1	57.6	57.0	55.4	49.4	45.9	41.5	37.6	36.6	36.6
75 4 A R				20.0	24.2	29.6	35.4	39.6	43.7	42.5	49.6	50.5	45.8	46.2	58.3	57.7	55.8	54.2	42.8	38.7	30.4	29.6	29.6
75 7 UC R	2.3	6.6	16.4	22.5																			
75 7 UC A	27.9	35.3	45.6	46.5																			
76 1 A R				24.9	31.4	38.5	46.1	51.5	56.9	55.3	55.1	56.1	57.2	57.1	56.6	56.1	54.5	51.6	48.1	43.5	39.4	38.3	38.3
76 4 A R				20.0	28.0	34.2	41.0	45.8	50.6	49.2	50.5	51.5	50.8	51.2	61.3	60.7	45.6	44.3	40.7	36.8	30.4	29.6	29.6
76 13 A U														47.5	47.1								
77 1 A R				22.3	28.1	34.4	41.1	46.0	50.8	49.4	51.1	52.1	53.1	52.0	51.5	51.1	49.6	44.9	41.8	37.8	34.2	33.4	33.4
77 4 A R				15.0	22.9	28.0	33.5	37.5	41.4	40.2	47.6	48.5	48.8	49.2	48.2	47.8	48.7	47.3	36.5	33.0	30.4	29.6	29.6
78 1 A R				23.3	29.4	36.0	43.1	48.2	53.2	51.7	52.1	53.1	54.1	54.1	53.6	53.1	51.6	47.2	43.9	39.7	36.0	35.0	35.0
78 4 A R				15.0	24.8	30.3	36.3	40.6	44.8	43.6	51.5	52.5	45.8	46.2	47.2	46.8	44.6	43.3	42.7	38.7	30.4	29.6	29.6
79 1 A R				22.8	28.7	35.2	42.1	47.1	52.0	50.6	51.1	52.1	53.1	51.0	50.5	50.1	48.7	43.9	40.8	36.9	33.4	32.6	32.6
79 4 A R				15.0	21.0	25.7	30.7	34.3	37.9	36.9	49.5	50.5	44.8	45.2	46.2	45.8	45.6	44.3	40.7	36.8	30.4	29.6	29.6
79 14 U R		6.6																					
79 14 U A	18.3	17.2																					
80 1 A R				19.8	24.6	30.3	36.0	40.0	44.4	51.4	50.3	49.0	47.4	52.8	51.8	48.9	47.0	50.2	45.2	39.0	34.6	29.5	25.6
80 4 A R				15.0	20.4	25.1	29.8	33.1	36.8	42.6	42.5	41.5	42.7	41.2	45.3	42.8	52.0	47.8	42.5	36.7	32.9	28.1	24.4
80 7 UC R		6.1	13.0	21.5																			
80 7 UC A		23.2	36.1	41.8																			
81 1 A R				19.6	24.4	30.0	35.7	39.6	43.9	50.9	50.8	49.6	47.9	48.5	47.6	45.0	43.2	44.8	40.3	34.8	30.9	26.4	22.9
81 4 A R				15.0	19.8	24.4	29.0	32.2	35.8	41.4	45.6	44.4	43.7	42.1	48.4	45.7	35.4	32.5	37.2	32.2	32.9	28.1	24.4
82 1 A R				19.1	23.8	29.3	34.8	38.7	42.9	49.7	51.4	50.1	48.4	49.0	48.1	45.4	43.7	46.0	41.4	35.8	31.7	27.1	23.5
82 4 A R				15.0	19.3	23.8	28.2	31.3	34.8	40.3	42.5	41.5	45.7	44.1	39.1	37.0	42.7	39.2	41.5	35.9	32.9	28.2	24.4

Frequency	Age group																					
Product Source Year	12	13	14	15	16	17	18	19	20	21 - 24	25 - 29	30 - 34	35 - 39	40 - 44	45 - 49	50 - 54	55 - 59	60 - 64	65 - 69	70 - 74	75 - 79	80 - 84	85+
83 1 A R				19.6	24.4	30.1	35.8	39.7	44.1	51.1	52.4	51.1	49.4	47.9	47.0	44.4	42.7	47.3	42.6	36.8	32.6	27.9	24.2
83 4 A R				15.0	17.0	20.9	24.8	27.6	30.6	35.5	43.5	42.5	46.7	45.0	45.3	42.8	53.2	48.9	43.6	37.7	33.0	28.2	24.5
83 15 U *		6.0		16.8																			
83 15 U R		8.8		22.5																			
83 15 U A		19.4		31.8																			
84 1 A R				17.7	22.0	27.1	32.2	35.7	39.7	45.9	50.9	49.7	48.0	52.0	51.1	48.2	46.3	46.2	41.5	35.9	31.8	27.2	23.6
84 4 A R				15.0	18.7	23.1	27.4	30.4	33.8	39.1	44.5	43.4	48.7	47.0	43.2	40.8	45.9	42.2	40.5	35.0	33.0	28.2	24.5
85 1 A R				19.4	24.1	29.7	35.3	39.2	43.5	50.4	49.9	48.7	47.0	51.4	50.5	47.7	45.8	45.6	41.1	35.5	31.4	26.9	23.3
85 4 A R				15.0	20.5	25.2	30.0	33.3	36.9	42.8	45.6	44.4	46.7	45.1	45.2	42.7	48.0	44.1	37.3	32.2	32.9	28.2	24.4
85 7 UC R		3.1	11.0	21.0																			
85 7 UC A		18.3	28.4	43.1																			
85 8 U U				38.0																			
85 15 U *		6.0		15.7																			
85 15 U R		9.5		20.1																			
85 15 U A		15.5		28.8																			
86 1 A R				18.1	22.5	27.7	33.0	36.6	40.6	47.0	52.5	51.2	49.4	49.7	48.8	46.1	44.3	45.7	41.2	35.6	31.5	26.9	23.4
86 4 A R				15.0	16.9	20.9	24.8	27.5	30.5	35.4	46.6	45.4	41.7	40.2	44.2	41.7	38.6	35.5	36.2	31.3	27.4	23.5	20.4
86 16 U R							39.5	43.8	48.6	56.3													
86 16 U A							48.1	53.4	59.3	68.7													
87 1 A R				19.0	23.7	29.2	34.7	38.5	42.7	49.5	53.0	51.6	49.9	50.2	49.3	46.5	44.7	48.3	43.5	37.6	33.3	28.4	24.7
87 4 A R				15.0	19.2	23.7	28.1	31.2	34.6	40.1	44.6	43.4	43.7	42.2	44.1	41.7	42.8	39.3	40.4	34.9	27.4	23.5	20.4
87 17 U R								36.4	40.4	46.8													
88 1 A R				17.5	21.7	26.8	31.8	35.3	39.2	45.4	46.8	45.6	44.1	47.5	46.6	44.0	42.3	44.8	40.3	34.8	30.9	26.4	22.9
88 4 A R				15.0	16.2	20.0	23.8	26.4	29.3	33.9	44.5	43.4	47.8	46.2	48.2	45.5	45.9	42.2	40.4	34.9	27.4	23.5	20.4
89 1 A R				17.7	22.0	27.1	32.2	35.7	39.6	45.9	48.3	47.1	45.5	48.0	47.1	44.5	42.7	43.1	38.8	33.5	29.7	25.4	22.0
89 4 A R				15.0	13.9	17.1	20.3	22.6	25.0	29.0	39.5	38.5	45.8	44.2	36.9	34.9	45.9	42.2	38.3	33.1	27.5	23.5	20.4
89 15 U *		2.5		17.1																			
89 15 U R		4.5		21.6																			
89 15 U A		9.4		29.1																			
89 18 U A								37.7	41.8														
90 1 A R				18.8	21.4	24.4	27.3	34.0	38.0	43.2	46.6	47.8	46.6	46.6	44.2	41.0	37.0	43.1	39.4	33.5	28.2	22.9	19.7
90 4 A R				15.0	15.6	17.8	20.0	24.8	27.8	31.6	41.5	42.5	41.7	40.3	40.3	37.4	37.5	32.6	37.5	31.9	28.1	22.8	19.6
90 7 U R		2.4	6.8	17.1																			
90 7 U A		11.3	21.9	31.4																			
90 19 U R		2.0																					
90 19 U A		3.0																					
91 1 A R				18.2	20.7	23.6	26.4	32.9	36.8	41.8	44.6	45.7	44.6	48.8	46.3	42.9	38.8	43.3	39.5	33.7	28.3	23.0	19.8
91 4 A R				15.0	18.6	21.2	23.7	29.5	33.0	37.5	40.5	41.5	42.7	41.3	39.2	36.4	34.3	29.8	24.7	21.0	22.5	18.3	15.7
91 19 U R			9.0																				
91 19 U A			12.0																				
92 1 A R				19.2	21.9	24.9	27.9	34.7	38.9	44.1	45.6	46.8	45.6	48.8	46.3	42.9	38.8	42.2	38.5	32.8	27.6	22.4	19.3
92 4 A R				15.0	17.3	19.7	22.1	27.5	30.8	35.0	39.5	40.5	42.7	41.3	47.4	44.0	38.5	33.6	29.0	24.7	22.5	18.3	15.7
92 19 U R				13.0																			
92 19 U A				18.0																			
92 20 UC *				16.0																			
92 20 UC R				20.0																			
92 20 UC A				35.0																			
93 1 A R				19.7	22.4	25.5	28.6	35.6	39.8	45.3	44.6	45.7	44.6	47.7	45.2	42.0	37.9	39.8	36.4	31.0	26.1	21.1	18.2
93 4 A R				15.0	19.1	21.7	24.3	30.2	33.9	38.5	38.5	39.5	41.7	40.3	43.3	40.2	42.8	37.2	30.1	25.7	22.5	18.3	15.7
93 15 UC R		5.0		20.0																			
93 19 U R					16.0																		
93 19 U A					19.0																		
94 1 A R				18.6	21.2	24.1	27.0	33.6	37.6	42.7	42.7	43.7	42.7	46.7	44.3	41.1	37.1	37.5	34.2	29.1	24.5	19.9	17.1
94 4 A R				15.0	19.1	21.7	24.3	30.2	33.8	38.4	40.5	41.5	42.7	41.3	30.9	28.7	35.2	30.7	27.0	22.9	22.6	18.3	15.7
95 1 A R				20.3	23.0	26.2	29.4	36.6	40.9	46.5	44.6	45.7	44.6	48.9	46.4	43.0	38.9	42.6	38.9	33.1	27.9	22.6	19.5
95 4 A R				15.0	17.3	19.7	22.0	27.4	30.7	34.8	35.6	36.5	37.6	36.4	36.1	33.5	35.2	30.6	28.0	23.9	22.5	18.3	15.7
95 7 U R		2.4	7.1	13.9																			
95 7 U A		12.1	15.6	33.1																			
95 21 UC R				15.9	18.1																		
95 21 UC A				30.9	35.1																		

Frequency	Age group																					
Product Source Year	12	13	14	15	16	17	18	19	20	21 - 24	25 - 29	30 - 34	35 - 39	40 - 44	45 - 49	50 - 54	55 - 59	60 - 64	65 - 69	70 - 74	75 - 79	80 - 84	85+
54 2 TC U				16.8	21.5	26.7	32.2	35.4	42.3	41.6	37.1	34.7	30.9	26.2	23.0	18.8	16.1	12.6	10.1	7.7	5.7	5.0	5.0
54 2 A U				15.5	19.9	24.7	29.7	32.7	39.1	38.4	34.3	36.3	32.4	27.5	20.2	16.5	14.1	8.7	7.0	5.3	3.9	3.4	3.4
57 5 U R		0.0	0.0	3.0	4.0	11.0	17.0	13.0															
57 5 U A		25.0	36.0	39.0	42.0	45.0	61.0	53.0															
60 1 A R				18.0	23.1	28.7	34.5	37.9	45.4	44.6	39.8	38.7	34.6	29.3	23.6	19.3	16.5	9.6	7.7	5.8	4.3	3.8	3.8
61 1 A R				19.7	25.1	31.2	37.6	41.3	49.4	48.6	43.4	38.8	34.6	29.4	26.0	21.3	18.2	8.3	6.6	5.0	3.7	3.2	3.2
62 1 A R				17.3	22.1	27.4	33.0	36.3	43.4	42.7	38.1	41.1	36.7	31.2	23.7	19.3	16.5	12.4	10.0	7.5	5.6	4.9	4.9
62 11 TC U																							
62 11 A U																							
63 1 A R				17.3	22.1	27.5	33.1	36.4	43.5	42.7	38.1	43.5	38.8	32.9	26.0	21.3	18.2	9.6	7.8	5.9	4.3	3.8	3.8
63 5 U R	0.0	1.0	3.0	7.0																			
63 5 U A	28.0	33.0	38.0	43.0																			
64 1 A R				16.7	21.4	26.6	32.0	35.2	42.1	41.4	36.9	40.1	35.8	30.4	24.9	20.3	17.4	8.3	6.7	5.0	3.7	3.2	3.2
64 9 U U				21.2	27.1	33.7	40.5	44.6	53.3	52.4	46.8	43.7	39.0	33.1	26.2	21.5	17.1	13.4	7.7	5.8	4.3	3.8	3.8
64 10 TC R				18.6	23.8	29.6	35.6	39.1	46.8	46.0	41.0	38.3	34.2	29.0	25.4	20.8	14.4	11.3	9.1	6.9	5.1	4.4	4.4
64 10 A R				18.6	23.8	29.6	35.6	39.1	46.8	46.0	41.0	38.3	34.2	29.0	25.4	20.8	14.4	11.3	9.1	6.9	5.1	4.4	4.4
65 1 A R				16.2	20.7	25.7	30.9	34.0	40.7	40.0	35.7	40.1	35.8	30.4	24.9	20.3	17.4	9.7	7.8	5.9	4.4	3.8	3.8
66 1 A R				18.5	23.7	29.4	35.3	38.9	46.5	45.7	40.8	43.5	38.9	33.0	29.6	24.2	20.7	13.8	11.1	8.4	6.2	5.4	5.4
67 1 A R				18.4	23.5	29.1	35.1	38.6	46.2	45.3	40.5	44.6	39.8	33.8	29.5	24.1	20.6	16.2	10.6	8.0	5.9	5.2	5.2
68 1 A R				21.2	27.1	33.6	40.5	44.5	53.2	52.3	46.7	44.5	39.8	33.7	32.1	26.2	22.4	17.6	11.9	9.0	6.7	5.8	5.8
69 1 A R				22.6	28.9	35.8	43.1	47.4	56.7	55.7	49.8	49.0	43.7	37.1	32.1	26.2	22.4	17.6	14.6	11.1	8.2	7.1	7.1
70 1 A R				21.6	27.6	34.3	41.3	45.4	54.3	53.3	47.6	50.0	44.7	37.9	37.3	30.5	26.1	20.5	16.0	12.1	9.0	7.8	7.8
71 1 A R				21.6	27.6	34.3	41.3	45.4	54.3	53.4	47.6	47.7	42.6	36.1	33.6	27.5	23.5	18.4	12.0	9.1	6.7	5.9	5.9
71 6 U R																							
72 1 A R				23.1	29.5	36.6	44.1	48.5	58.0	57.0	50.9	48.7	43.5	36.9	38.9	31.8	27.2	21.3	13.4	10.1	7.5	6.5	6.5
72 6 U R																							
72 12 UC R																							
72 12 A R																							
73 1 A R				23.5	30.1	37.4	45.0	49.5	59.2	58.1	51.9	48.5	43.3	36.7	40.4	33.0	28.2	22.2	18.8	14.2	10.6	9.2	9.2
73 3 UC R				26.6	34.1	42.3	50.9	56.0	67.0	65.8	58.8	54.8	49.0	41.5	36.4	29.8	25.5	20.0	16.1	12.1	9.0	7.8	7.8
73 4 A R				20.0	25.2	31.2	37.6	41.4	49.5	48.6	47.3	44.2	45.5	38.6	36.5	29.9	21.2	16.6	14.6	11.1	5.3	4.6	4.6
74 1 A R				23.5	30.1	37.4	45.0	49.5	59.2	58.1	51.9	47.2	42.2	35.8	36.5	29.9	25.5	20.0	16.1	12.2	9.1	7.9	7.9
74 4 A R				20.0	25.8	32.0	38.5	42.3	50.6	49.7	48.4	45.2	40.1	34.0	41.0	33.5	22.3	17.5	10.1	7.7	5.3	4.6	4.6
75 1 A R				27.2	34.8	43.2	52.0	57.2	68.4	67.2	51.4	48.0	42.8	45.6	40.0	32.7	28.0	21.3	17.1	13.0	9.6	8.4	8.4
75 4 A R				20.0	23.3	29.0	34.9	38.4	45.9	45.1	46.4	43.3	42.2	35.8	37.7	30.8	30.1	23.6	7.9	6.0	5.3	4.6	4.6
75 7 UC R	1.5	7.0	16.5	28.3																			
75 7 UC A	23.5	35.9	50.7	58.6																			
76 1 A R				23.7	30.3	37.6	45.3	49.8	59.6	58.5	51.5	48.0	42.9	45.7	40.1	32.8	28.1	21.4	17.2	13.0	9.6	8.4	8.4
76 4 A R				20.0	23.9	29.7	35.7	39.3	47.0	46.2	40.3	37.6	41.0	34.8	42.1	34.4	24.5	19.2	13.5	10.2	5.3	4.6	4.6
76 13 A U														38.4	33.7								
77 1 A R				25.6	32.8	40.7	49.0	53.9	64.4	63.3	50.5	47.1	42.0	47.1	41.3	33.7	28.9	25.8	20.7	15.7	11.6	10.1	10.1
77 4 A R				20.0	22.1	27.4	33.0	36.3	43.4	42.7	43.4	40.5	35.6	30.2	37.6	30.8	23.4	18.4	12.4	9.4	5.3	4.6	4.6
78 1 A R				27.1	34.7	43.0	51.8	57.0	68.1	67.0	51.6	48.2	43.0	45.8	40.1	32.8	28.1	25.8	20.8	15.7	11.7	10.1	10.1
78 4 A R				20.0	21.5	26.7	32.1	35.3	42.2	41.5	43.5	40.6	37.7	31.9	40.9	33.5	23.4	18.4	12.4	9.4	5.4	4.7	4.7
79 1 A R				24.2	30.9	38.4	46.2	50.8	60.7	59.7	51.7	48.2	43.1	47.0	41.2	33.7	28.8	27.4	22.0	16.6	12.3	10.7	10.7
79 4 A R				20.0	22.1	27.4	33.0	36.3	43.4	42.7	41.4	38.6	41.9	35.5	35.4	28.9	31.2	24.5	14.6	11.1	5.4	4.7	4.7
79 14 U R		8.8																					
79 14 U A	7.6	27.0																					
80 1 A R				30.4	33.9	38.0	42.5	54.1	56.7	61.2	46.3	46.7	44.8	43.4	40.8	38.9	34.1	25.6	20.7	18.5	14.2	13.6	8.6
80 4 A R				20.0	23.4	26.2	29.3	37.3	39.1	42.2	40.8	41.2	36.1	35.8	30.7	29.3	21.9	20.0	11.6	10.4	5.5	5.3	3.4
80 7 UC R		4.4	11.0	20.6																			
80 7 UC A		18.9	35.1	46.3																			
81 1 A R				28.6	31.9	35.7	40.0	51.0	53.4	57.7	46.8	47.2	45.3	40.6	38.1	36.4	31.8	26.3	21.2	19.0	14.6	13.9	8.9
81 4 A R				20.0	21.5	24.0	26.9	34.3	35.9	38.8	38.8	39.2	34.1	33.8	38.9	37.2	26.2	23.9	10.5	9.4	5.5	5.3	3.4
82 1 A R				29.3	32.7	36.6	41.0	52.2	54.6	59.0	45.9	46.2	44.3	45.5	42.7	40.8	35.7	26.4	21.3	19.1	14.6	14.0	8.9
82 4 A R				15.0	24.1	27.0	30.2	38.5	40.3	43.5	47.8	48.2	35.1	34.8	33.8	32.3	29.3	26.7	15.8	14.1	5.5	5.3	3.4
83 1 A R				29.6	33.0	37.0	41.4	52.8	55.2	59.7	51.4	51.9	49.7	42.6	40.0	38.2	33.4	27.8	22.5	20.1	15.4	14.7	9.4
83 4 A R				15.0	20.2	22.6	25.4	32.3	33.8	36.5	42.8	43.2	39.1	38.8	32.8	31.3	27.2	24.9	11.6	10.4	5.5	5.3	3.4
83 15 U *		2.5		21.8																			
83 15 U R		5.5		28.1																			
83 15 U A		12.8		38.9																			

Frequency	Age group																					
Product Source Year	12	13	14	15	16	17	18	19	20	21 - 24	25 - 29	30 - 34	35 - 39	40 - 44	45 - 49	50 - 54	55 - 59	60 - 64	65 - 69	70 - 74	75 - 79	80 - 84	85+
84 1 A R				27.2	30.3	34.0	38.0	48.5	50.7	54.8	48.9	49.3	47.3	43.6	41.0	39.1	34.2	29.3	23.6	21.2	16.2	15.5	9.9
84 4 A R				15.0	20.2	22.6	25.4	32.3	33.8	36.5	45.8	46.2	40.1	39.8	42.0	40.0	27.3	24.9	10.5	9.4	5.6	5.3	3.4
85 1 A R				25.6	28.6	32.0	35.9	45.7	47.8	51.7	48.9	49.3	47.3	43.5	40.8	39.0	34.1	27.4	22.1	19.8	15.2	14.5	9.2
85 4 A R				15.0	22.2	24.8	27.8	35.4	37.1	40.0	41.8	42.2	36.1	35.8	35.8	34.2	29.4	26.8	9.5	8.5	5.6	5.3	3.4
85 7 UC R		2.8	10.4	19.0																			
85 7 UC A		16.5	27.0	39.3																			
85 8 U U				40.0																			
85 15 U *		5.8		17.1																			
85 15 U R		8.1		23.5																			
85 15 U A		15.1		38.4																			
86 1 A R				26.2	29.2	32.7	36.7	46.7	48.9	52.8	48.9	49.3	47.3	43.3	40.7	38.8	34.0	30.9	25.0	22.4	17.1	16.4	10.4
86 4 A R				15.0	18.2	20.4	22.9	29.1	30.5	32.9	42.8	43.2	37.1	36.8	35.8	34.1	26.2	23.9	15.8	14.1	11.1	10.7	6.8
86 16 U R																							
86 16 U A																							
87 1 A R				29.2	32.6	36.5	40.8	52.0	54.5	58.8	51.9	52.3	50.2	44.8	42.1	40.2	35.2	34.6	27.9	25.0	19.2	18.3	11.7
87 4 A R				15.0	20.8	23.3	26.1	33.2	34.8	37.6	43.8	44.2	37.2	36.8	38.8	37.1	28.3	25.8	15.8	14.1	11.2	10.7	6.8
87 17 U R																							
88 1 A R				26.1	29.1	32.6	36.5	46.5	48.6	52.6	50.4	50.8	48.7	44.2	41.5	39.6	34.7	34.1	27.5	24.6	18.9	18.1	11.5
88 4 A R				15.0	18.2	20.3	22.8	29.0	30.4	32.8	43.8	44.2	40.2	39.8	36.8	35.1	35.6	32.5	27.3	24.5	11.2	10.7	6.8
89 1 A R				26.3	29.3	32.9	36.8	46.9	49.1	53.0	49.9	50.3	48.2	44.1	41.5	39.5	34.6	31.5	25.4	22.7	17.4	16.7	10.6
89 4 A R				15.0	22.6	25.3	28.4	36.2	37.8	40.9	40.8	41.2	44.2	43.8	35.7	34.1	22.0	20.1	14.7	13.2	11.2	10.7	6.8
89 15 U *		4.0		15.6																			
89 15 U R		5.9		22.3																			
89 15 U A		10.8		31.6																			
89 18 U A																							
90 1 A R				24.7	27.6	30.9	34.6	44.1	46.1	49.8	50.4	50.8	48.7	44.6	41.9	40.0	35.0	30.9	24.9	22.3	17.1	16.4	10.4
90 4 A R				15.0	19.4	21.7	24.3	30.9	32.4	35.0	43.8	44.2	43.2	42.8	30.6	29.2	33.5	30.6	15.8	14.1	11.2	10.7	6.8
90 7 U R		1.4	7.8	19.8																			
90 7 U A		10.7	24.7	42.6																			
90 19 U R		5.0																					
90 19 U A		7.0																					
91 1 A R				22.8	25.5	28.5	32.0	40.7	42.6	46.0	47.4	47.8	45.8	43.5	40.9	39.0	34.1	28.2	22.8	20.4	15.6	15.0	9.5
91 4 A R				15.0	18.0	20.2	22.6	28.8	30.1	32.6	38.8	39.2	41.2	40.8	34.7	33.1	29.3	26.8	20.0	17.9	11.2	10.7	6.8
91 19 U R			9.0																				
91 19 U A			14.0																				
92 1 A R				23.3	26.1	29.2	32.7	41.6	43.6	47.1	49.4	49.8	47.8	45.7	42.9	40.9	35.8	29.8	24.0	21.5	16.5	15.8	10.0
92 4 A R				15.0	18.0	20.1	22.5	28.7	30.0	32.5	42.8	43.2	36.2	35.8	35.7	34.1	29.3	26.8	12.7	11.3	11.3	10.8	6.8
92 19 U R				23.0																			
92 19 U A				30.0																			
92 20 UC *				25.0																			
92 20 UC R				37.0																			
92 20 UC A				46.0																			
93 1 A R				24.5	27.3	30.6	34.3	43.6	45.7	49.3	44.4	44.7	42.9	45.7	42.9	41.0	35.8	35.6	28.8	25.8	19.7	18.9	12.0
93 4 A R				15.0	18.6	20.8	23.3	29.7	31.0	33.5	44.8	45.2	42.2	41.8	33.6	32.1	34.5	31.5	24.3	21.8	11.3	10.8	6.9
93 15 UC R		4.0		21.0																			
93 19 U R					28.0																		
93 19 U A					34.0																		
94 1 A R				22.6	25.3	28.3	31.7	40.4	42.3	45.7	48.4	48.8	46.8	44.6	41.9	40.0	35.0	31.5	25.4	22.8	17.5	16.7	10.6
94 4 A R				15.0	14.7	16.5	18.4	23.5	24.6	26.6	35.9	36.2	35.1	34.8	36.7	35.0	31.4	28.6	26.4	23.7	11.3	10.8	6.9
95 1 A R				23.2	25.9	29.0	32.5	41.4	43.4	46.9	46.4	46.8	44.8	46.8	44.0	42.0	36.7	30.2	24.4	21.9	16.8	16.0	10.2
95 4 A R				15.0	18.5	20.8	23.2	29.6	31.0	33.5	33.9	34.1	40.2	39.8	35.7	34.1	27.2	24.8	20.1	18.0	11.3	10.8	6.9
95 7 U R		2.8	8.5	16.6																			
95 7 U A		16.2	28.8	42.0																			
95 21 UC R				18.0	20.0																		
95 21 UC A				36.9	41.1																		

Frequency	Age group																					
Product Source Year	12	13	14	15	16	17	18	19	20	21 - 24	25 - 29	30 - 34	35 - 39	40 - 44	45 - 49	50 - 54	55 - 59	60 - 64	65 - 69	70 - 74	75 - 79	80 - 84	85+
57 2 U A				19.4	24.5	30.0	35.9	40.1	83.4	81.1	82.6	84.2	85.8	86.6	85.8	85.0	82.6	80.3	74.7	67.5	61.2	59.6	59.6
68 3 A R				14.2	17.8	21.8	26.2	62.3	68.9	66.9	68.2	69.3	70.6	65.3	64.7	68.1	66.2	48.4	45.0	46.0	30.3	29.5	29.5
70 4 UC U				22.1	27.5	33.9	40.3	44.7	49.6	57.4	59.4	57.9	56.0	54.0	53.0	50.1	48.1	44.2	39.8	34.4	30.4	26.0	22.6
73 3 A R				26.7	33.2	40.9	48.6	54.0	59.9	69.4	71.8	70.0	67.6	65.2	64.1	60.5	58.1	53.4	48.0	41.5	36.8	31.4	27.3
73 5 U A				33.6	41.8	51.6	61.3	68.0	75.5	87.4	90.4	88.2	85.2	82.2	80.7	76.2	73.2	67.2	60.5	52.3	46.3	39.6	34.4
74 1 A R				15.0	32.8	40.4	48.0	53.3	55.0	63.7	65.9	66.9	64.6	69.5	68.2	66.2	63.6	54.9	49.4	42.7	37.8	32.3	28.0
74 1 A A				20.0	35.2	43.3	51.5	57.1	63.4	73.5	76.0	74.1	71.6	69.1	67.8	64.1	61.5	56.5	50.9	44.0	38.9	33.3	28.9
75 6 UC R				15.0	32.3	39.7	47.2	52.4	58.2	67.4	69.7	68.0	65.7	63.4	62.2	58.8	56.5	51.8	46.7	40.3	35.7	30.5	26.5
75 6 UC A				20.0	34.9	43.1	51.2	56.8	63.0	73.0	76.0	74.1	71.6	69.1	67.9	63.6	61.2	56.2	50.5	43.7	38.7	33.1	28.7
76 8 UC U				20.0	39.9	49.2	58.5	64.9	72.0	83.4	78.9	76.9	74.3	78.2	76.7	72.5	69.6	75.7	68.2	58.9	52.2	44.6	38.7
79 9 U *		23.5	27.4	35.3																			
80 1 A R				15.0	33.3	41.0	48.8	54.1	60.2	69.8	72.2	68.1	65.8	70.1	68.9	59.8	57.5	52.8	47.6	41.1	36.4	31.1	27.0
80 1 A A				20.0	34.1	42.0	49.9	55.4	61.5	71.2	73.7	71.8	69.4	67.0	65.7	62.1	59.7	54.8	49.3	42.6	37.7	32.3	28.0
81 3 A R				25.9	32.2	39.7	47.2	52.4	58.1	67.3	69.6	67.9	65.6	60.6	59.5	50.9	48.9	47.3	42.6	30.3	26.8	31.0	26.9
82 1 A R				15.0	34.0	41.9	49.7	55.2	54.3	62.9	65.1	74.5	72.0	70.2	68.9	66.3	63.7	59.4	53.5	46.2	40.9	35.0	30.4
82 10 UC U				20.0	23.3	28.7	34.1	37.9	59.5	68.9	61.0	81.0	69.0	69.7	68.4	67.2	64.5	59.4	53.5	46.2	40.9	35.0	30.4
82 11 UC U			21.0	15.0	35.6	43.9	67.0	74.4															
82 12 UC U				60.0	69.3	81.0	96.3	****															
83 9 U *		15.8	18.5	23.8																			
83 13 U U				20.0	34.1	42.0	49.9	55.3	61.4	71.1	73.6	71.8	69.3	66.9	65.7	62.0	59.6	54.7	49.3	42.6	37.7	32.2	28.0
84 14 UC R				24.3	30.3	37.3	44.3	49.2	54.6	63.2	65.4	63.8	61.6	59.5	63.8	60.2	49.5	45.5	41.0	35.4	31.3	26.8	23.3
84 14 A A				25.0	31.2	38.4	45.6	50.6	56.2	65.1	67.3	65.7	63.4	61.2	64.7	61.1	50.0	45.9	41.3	35.7	31.6	27.0	23.5
84 15 UC R				26.9	33.5	41.2	49.0	54.4	60.3	69.9	72.3	70.5	68.1	65.7	58.6	55.4	49.3	45.3	40.8	35.2	31.2	26.7	23.2
84 15 A A				27.4	34.2	42.1	50.0	55.5	61.6	71.4	73.8	72.0	69.5	67.1	59.8	56.5	51.0	46.8	42.2	36.4	32.3	27.6	23.9
85 1 A R				15.9	19.8	24.4	42.6	47.3	53.3	61.7	58.2	61.7	55.2	58.1	57.0	52.1	50.0	57.6	51.8	44.8	39.7	33.9	29.4
85 1 A A				19.9	24.7	30.4	46.9	52.0	57.7	66.9	69.2	67.5	65.2	62.9	61.7	58.3	56.0	51.5	46.3	40.0	35.4	30.3	26.3
85 9 UC *			12.7																				
85 9 UC R			17.4																				
85 9 UC A			23.5																				
86 1 A R				15.0	27.3	33.6	40.0	44.4	43.3	50.2	51.9	62.1	60.0	60.6	59.5	47.1	45.3	44.1	39.7	34.3	30.4	26.0	22.5
86 1 A A				20.0	32.4	40.0	47.5	52.7	58.5	67.8	70.1	68.4	66.0	63.7	62.6	59.1	56.8	52.1	46.9	40.6	35.9	30.7	26.7
86 8 UC U				20.0	28.3	34.9	41.5	46.0	51.1	59.2	71.9	70.1	67.7	69.5	68.2	64.4	61.9	52.9	47.6	41.2	36.5	31.2	27.1
87 1 A R				15.0	28.1	34.6	41.1	45.6	52.6	60.9	63.0	55.4	53.5	65.0	63.8	55.3	53.1	34.3	30.8	26.6	23.6	20.2	17.5
87 1 A A				20.0	30.7	37.8	44.9	49.9	55.4	64.1	66.3	64.7	62.5	60.3	59.2	55.9	53.7	49.3	44.4	38.4	34.0	29.0	25.2
87 16 UC *				3.8	10.7	13.1	30.2	33.6															
88 1 A R				15.0	29.1	35.9	42.6	47.3	57.8	66.9	69.2	60.6	58.5	47.7	46.8	55.7	53.5	47.4	42.7	36.9	32.7	27.9	24.2
88 1 A A				20.0	30.2	37.2	44.2	49.1	54.5	63.1	65.2	63.6	61.5	59.3	58.2	55.0	52.8	48.5	43.7	37.7	33.4	28.6	24.8
89 17 UC U																							
90 1 A R				15.0	29.3	33.3	37.3	46.4	52.8	59.9	62.0	62.7	61.1	61.8	58.7	50.0	45.2	39.8	36.4	31.0	26.1	21.1	18.2
90 1 A A				20.0	31.0	35.3	39.6	49.2	55.1	62.6	64.8	66.4	64.8	62.6	59.4	55.1	49.8	43.4	39.6	33.7	28.4	23.0	19.8
90 8 UC U				20.0	24.6	28.0	31.4	39.1	43.7	49.7	80.3	82.3	80.3	58.0	55.0	51.0	46.1	41.1	37.6	32.0	26.9	21.8	18.8
90 18 UC R		5.0		20.0																			
90 18 UC A		15.0		31.0																			
91 1 A R				15.0	26.5	30.2	33.8	42.1	48.7	55.3	57.2	58.2	56.8	47.0	44.6	57.4	51.8	31.8	29.0	24.7	20.8	16.9	14.5
91 1 A A				20.0	31.4	35.8	40.1	49.9	55.8	63.4	65.6	67.2	65.6	63.4	60.2	55.8	50.4	43.9	40.1	34.1	28.7	23.3	20.1
92 1 A R				15.0	29.2	33.2	37.2	46.3	43.8	49.8	51.5	61.8	60.3	67.4	63.9	52.6	47.5	44.5	40.6	34.6	29.1	23.6	20.3
92 1 A A				20.0	31.1	35.4	39.7	49.3	55.2	62.7	64.8	66.5	64.8	62.7	59.5	55.2	49.8	43.4	39.7	33.8	28.4	23.0	19.8
93 1 A R				15.0	27.3	31.0	34.8	43.3	39.3	44.6	46.1	63.3	61.8	56.2	53.3	46.2	41.7	45.8	41.8	35.6	29.9	24.3	20.9
93 1 A A				20.0	28.6	32.6	36.6	45.4	50.9	57.8	59.8	61.3	59.8	57.8	54.8	50.9	45.9	40.0	36.6	31.1	26.2	21.2	18.3
94 1 A R				15.0	28.7	32.7	36.7	45.6	39.2	44.5	46.1	63.6	62.1	64.4	61.1	52.9	47.8	45.9	42.0	35.7	30.0	24.4	21.0
94 1 A A				20.0	29.4	33.4	37.5	46.6	52.1	59.2	61.3	62.8	61.3	59.2	56.2	52.1	47.1	41.0	37.5	31.9	26.8	21.8	18.7
94 18 UC R		8.0		23.0																			
95 1 A R				15.0	27.9	31.7	35.5	44.2	46.3	52.6	54.4	60.2	58.7	57.7	54.8	53.3	48.1	39.1	35.7	30.4	25.6	20.7	17.9
95 1 A A				20.0	28.0	31.8	35.7	44.4	49.7	56.5	58.4	59.8	58.4	56.5	53.6	49.7	44.9	39.1	35.7	30.4	25.6	20.7	17.9
95 7 UC R				21.5	24.5																		
95 7 UC A				31.8	36.2																		

Frequency	Age group																					
Product Source Year	12	13	14	15	16	17	18	19	20	21 - 24	25 - 29	30 - 34	35 - 39	40 - 44	45 - 49	50 - 54	55 - 59	60 - 64	65 - 69	70 - 74	75 - 79	80 - 84	85+
57 2 U A				6.3	8.1	10.1	12.1	13.3	13.3	13.1	11.7	10.9	9.7	8.3	7.3	5.9	5.1	4.0	3.2	2.4	1.8	1.6	1.6
68 3 A R				6.9	8.9	11.0	13.2	27.2	32.5	31.9	28.5	24.3	21.7	29.6	26.0	27.2	23.3	14.3	11.5	3.0	2.1	1.9	1.9
70 4 UC U				14.9	19.0	23.6	28.4	31.3	37.4	36.7	32.8	30.6	27.3	23.2	20.3	16.6	14.2	11.1	9.0	6.8	5.0	4.4	4.4
73 3 A R				18.9	24.2	30.1	36.2	39.8	47.6	46.8	41.8	39.0	34.8	29.5	25.9	21.2	18.1	14.2	11.4	8.6	6.4	5.6	5.6
73 5 U A				26.5	33.9	42.1	50.6	55.7	66.6	65.4	58.4	54.5	48.7	41.3	36.2	29.6	25.3	19.9	16.0	12.1	9.0	7.8	7.8
74 1 A R				5.0	15.5	19.2	23.1	25.4	28.6	28.1	25.1	18.7	16.7	24.4	21.4	19.3	16.5	8.6	6.9	5.2	3.9	3.4	3.4
74 1 A A				10.0	17.4	21.7	26.1	28.7	34.3	33.7	30.1	28.1	25.1	21.3	18.6	15.2	13.0	10.2	8.2	6.2	4.6	4.0	4.0
75 6 UC R				5.0	15.1	18.7	22.6	24.8	29.7	29.1	26.0	24.3	21.7	18.4	16.1	13.2	11.3	8.8	7.1	5.4	4.0	3.5	3.5
75 6 UC A				10.0					35.5	34.9													
76 8 UC U				10.0	22.0	27.3	32.9	36.2	43.2	42.5	37.6	35.1	31.3	24.3	21.3	17.4	14.9	9.7	7.8	5.9	4.4	3.8	3.8
79 9 U *		10.3	12.4	15.9																			
80 1 A R				5.0	13.6	16.1	18.7	22.3	38.2	49.1	53.1	45.3	42.9	25.7	20.8	18.4	14.0	15.6	11.9	7.9	5.4	3.7	3.7
80 1 A A				10.0	13.6	16.2	18.7	22.4	29.8	38.3	41.4	43.4	41.1	38.5	31.2	26.1	19.8	15.6	11.9	7.9	5.4	3.7	3.7
81 3 A R				11.5	13.8	16.4	18.9	22.7	30.1	38.7	41.9	43.9	41.6	28.8	23.3	28.3	21.5	19.4	14.8	9.2	6.3	0.0	0.0
82 1 A R				5.0	13.7	16.3	18.9	22.6	35.6	45.7	49.4	48.4	45.9	27.1	21.9	27.4	20.8	8.8	6.7	4.5	3.0	2.1	2.1
82 10 UC U				10.0	10.8	12.8	14.8	17.7	32.6	41.9	54.0	57.0	34.0	26.6	21.5	27.1	20.7	8.0	6.1	4.1	2.8	1.9	1.9
82 11 UC U			0.0	4.0	9.3	11.0	23.0	27.5															
82 12 UC U				24.0	39.6	56.0	64.8	77.6															
83 9 U *		7.3	8.3	9.7																			
83 13 U U				10.0	13.7	16.2	18.8	22.5	29.9	38.5	41.6	43.6	41.3	38.8	31.3	26.2	19.9	15.7	12.0	8.0	5.4	3.7	3.7
84 14 UC R				5.4	6.5	7.8	9.0	10.7	14.3	18.4	19.9	20.8	19.7	18.5	9.6	8.0	2.1	1.7	1.3	0.8	0.6	0.4	0.4
84 14 A A				5.8	6.9	8.2	9.5	11.4	15.2	19.5	21.1	22.1	21.0	19.7	10.4	8.7	2.5	2.0	1.5	1.0	0.7	0.5	0.5
84 15 UC R				12.0	14.4	17.1	19.8	23.7	31.5	40.6	43.9	46.0	43.6	40.9	29.6	24.7	32.8	25.8	19.7	13.1	8.9	6.1	6.1
84 15 A A				12.5	15.0	17.8	20.6	24.6	32.7	42.1	45.5	47.7	45.2	42.4	30.3	25.4	33.3	26.2	20.0	13.3	9.1	6.2	6.2
85 1 A R				8.3	9.9	11.8	17.2	20.6	29.5	38.0	41.7	47.8	33.0	32.1	25.9	20.0	15.2	14.3	10.9	7.3	4.9	3.4	3.4
85 1 A A				12.4	14.9	17.7	21.6	25.9	34.4	44.2	47.8	50.1	47.5	44.6	36.0	30.1	22.9	18.0	13.8	9.2	6.2	4.3	4.3
85 9 UC *			5.2																				
85 9 UC R			9.0																				
85 9 UC A			14.8																				
86 1 A R				5.0	12.3	14.6	16.9	20.2	27.0	34.8	37.6	40.8	38.7	40.9	33.1	12.3	9.3	17.0	13.0	8.6	5.9	4.0	4.0
86 1 A A				10.0	15.4	18.3	21.2	25.4	33.8	43.5	47.0	49.2	46.7	43.8	35.4	29.6	22.5	17.7	13.5	9.0	6.1	4.2	4.2
86 8 UC U				10.0	16.3	19.3	22.4	26.8	35.6	45.8	42.4	44.4	42.1	33.7	27.3	22.8	17.4	6.2	4.8	3.2	2.2	1.5	1.5
87 1 A R				5.0	10.8	12.9	14.9	17.8	20.7	26.7	28.8	41.9	39.8	21.2	17.1	22.8	17.3	13.5	10.3	6.9	4.7	3.2	3.2
87 1 A A				10.0	12.4	14.7	17.0	20.3	27.0	34.7	37.6	39.4	37.3	35.0	28.3	23.7	18.0	14.2	10.8	7.2	4.9	3.3	3.3
87 16 UC *																							
88 1 A R				5.0	12.2	14.4	16.7	20.0	27.1	34.9	37.7	48.5	46.0	34.3	27.8	16.4	12.5	5.4	4.1	2.7	1.9	1.3	1.3
88 1 A A				10.0	14.0	16.7	19.3	23.1	30.7	39.5	42.7	44.8	42.4	39.8	32.2	26.9	20.5	16.1	12.3	8.2	5.6	3.8	3.8
89 17 UC U				14.0	16.8	20.0	23.1	27.7	36.8	47.3	51.1	53.6	50.8	47.6	38.5	32.2	24.5	19.3	14.7	9.8	6.7	4.6	4.6
90 1 A R				5.0	12.0	14.2	16.4	19.7	21.6	27.7	30.0	47.6	45.2	37.5	30.3	17.9	13.6	8.4	6.4	4.3	2.9	2.0	2.0
90 1 A A				10.0	13.7	16.3	18.9	22.6	30.0	38.6	41.7	43.7	41.4	38.9	31.4	26.3	20.0	15.7	12.0	8.0	5.4	3.7	3.7
90 8 UC U				10.0	9.9	11.7	13.6	16.3	21.6	27.8	44.4	46.5	44.0	32.6	26.4	22.1	16.8	10.7	8.2	5.5	3.7	2.5	2.5
90 18 UC R		1.0		10.0																			
90 18 UC A		3.0		16.0																			
91 1 A R				5.0	11.6	13.7	15.9	19.1	29.4	37.8	40.9	33.0	31.3	39.1	31.6	18.4	14.0	10.1	7.7	5.2	3.5	2.4	2.4
91 1 A A				10.0	15.0	17.8	20.6	24.7	32.8	42.2	45.6	47.8	45.3	42.5	34.4	28.8	21.9	17.2	13.1	8.8	5.9	4.1	4.1
92 1 A R				5.0	10.7	12.7	14.8	17.7	19.9	25.5	27.6	31.9	30.2	41.2	33.3	16.0	12.1	13.8	10.5	7.0	4.8	3.3	3.3
92 1 A A				10.0	12.3	14.6	16.9	20.2	26.8	34.5	37.3	39.1	37.1	34.8	28.1	23.5	17.9	14.1	10.7	7.2	4.9	3.3	3.3
93 1 A R				5.0	12.1	14.3	16.6	19.8	17.1	21.9	23.7	43.4	41.1	41.3	33.4	26.6	20.2	11.2	8.5	5.7	3.9	2.6	2.6
93 1 A A				10.0	14.0	16.6	19.2	23.0	30.6	39.3	42.6	44.6	42.3	39.6	32.1	26.8	20.4	16.0	12.2	8.2	5.5	3.8	3.8
94 1 A R				5.0	12.6	15.0	17.3	20.7	22.6	29.1	31.4	45.9	43.5	37.5	30.3	26.8	20.4	11.2	8.6	5.7	3.9	2.7	2.7
94 1 A A				10.0	13.2	15.7	18.2	21.7	28.9	37.2	40.2	42.1	39.9	37.4	30.3	25.3	19.3	15.1	11.6	7.7	5.2	3.6	3.6
94 18 UC R		2.0		13.0																			
95 1 A R				5.0	12.3	14.6	16.9	20.2	16.4	21.1	22.8	43.5	41.2	43.3	35.1	27.2	20.7	12.2	9.3	6.2	4.2	2.9	2.9
95 1 A A				10.0	12.2	14.5	16.8	20.1	26.8	34.4	37.2	39.0	37.0	34.7	28.0	23.5	17.8	14.0	10.7	7.1	4.8	3.3	3.3
95 7 UC R				10.9	13.1																		
95 7 UC A				20.9	25.1																		

Frequency	Age group																					
Product Source Year	12	13	14	15	16	17	18	19	20	21 - 24	25 - 29	30 - 34	35 - 39	40 - 44	45 - 49	50 - 54	55 - 59	60 - 64	65 - 69	70 - 74	75 - 79	80 - 84	85+
75 1 U U				20.4	25.4	31.3	37.2	41.3	45.9	53.1	55.0	53.6	51.8	50.0	49.1	46.3	44.5	40.9	36.8	31.8	28.2	24.1	20.9
77 2 U U				27.5	34.2	42.2	50.1	55.6	61.7	71.5													
80 2 U U				20.8	25.9	31.9	37.9	42.1	46.7	54.1	56.0	54.6	52.7	50.9	50.0	47.2	45.3	41.6	37.5	32.4	28.7	24.5	21.3
83 2 U U				18.6	23.1	28.5	33.8	37.5	41.7	48.3	49.9	48.7	47.0	45.4	44.5	42.1	40.4	37.1	33.4	28.9	25.6	21.9	19.0
83 3 UC U		10.8	12.6	16.2	20.1	24.8	29.5	32.7	36.3	42.0	43.5	42.4	41.0	39.5	38.8	36.7	35.2	32.3	29.1	25.2	22.3	19.0	16.5
83 4 U U									55.0	63.7													
83 5 U R				20.6	25.6	31.5	37.4	41.6	46.1	53.4	55.3	53.9	52.1	50.2	49.3	46.6	44.8	41.1	37.0	32.0	28.3	24.2	21.0
84 2 U U				19.8	24.7	30.4	36.1	40.1	44.5	51.5													
85 2 U U				17.3	21.5	26.5	31.5	35.0	38.9	45.0													
85 5 U R				18.9	23.5	28.9	34.4	38.1	42.3	49.0	50.7	49.4	47.8	46.1	45.2	42.7	41.1	37.7	33.9	29.3	26.0	22.2	19.3
87 2 U U				15.4	19.1	23.6	28.0	31.1	34.5	40.0	41.4	40.3	39.0	37.6	36.9	34.9	33.5	30.8	27.7	23.9	21.2	18.1	15.7
87 5 U R				15.2	18.9	23.3	27.7	30.7	34.1	39.5	40.9	39.9	38.5	37.1	36.5	34.4	33.1	30.4	27.4	23.6	20.9	17.9	15.5
87 6 UC U				23.5	29.3	36.1	42.9	47.6	52.8	61.2	63.2	61.7	59.6	57.5	56.4	53.3	51.2	47.0	42.3	36.6	32.4	27.7	24.0
87 7 UC U				11.5	14.4	17.7	21.0	23.3	41.7	48.3	50.0	48.7	47.1	34.0	33.4	31.5	30.3	23.9	21.5	18.6	16.4	14.0	12.2
87 7 A U				11.6	14.4	17.8	21.2	23.5	42.0	48.6	50.3	49.0	47.4	34.5	33.9	32.0	30.7	24.2	21.8	18.8	16.7	14.3	12.4
88 2 U U				22.3	27.8	34.3	40.7	45.2	50.2	58.1													
88 6 U U																							
89 6 U U																							
90 8 U R			5.0	13.0																			
90 8 U A	2.0	6.3	6.9	7.8																			
90 9 U U				22.2	25.2	28.7	32.2	40.0	44.8	50.8	52.6	53.9	52.6	50.8	48.2	44.8	40.4	35.2	32.2	27.4	23.0	18.7	16.1
90 10 U U											39.7	40.7	39.7										
92 9 U U				20.6	23.5	26.7	29.9	37.2	41.7	47.3	49.0	50.2	49.0	47.3	44.9	41.7	37.6	32.8	29.9	25.5	21.4	17.4	15.0
94 9 U U				19.6	22.2	25.3	28.4	35.3	39.5	44.9	46.4	47.5	46.4	44.9	42.6	39.5	35.7	31.1	28.4	24.2	20.3	16.5	14.2
95 7 UC R	0.1	0.2	0.3	7.3	8.4	9.5	21.8	27.2	35.2	40.0	48.0	49.2	42.3	40.9	32.5	30.1	22.5	19.6	16.5	14.0	9.4	7.6	6.6
95 7 A R	0.1	0.2	0.3	7.3	8.4	9.5	21.8	27.2	35.2	40.0	48.2	49.4	42.5	41.1	32.7	30.3	22.6	19.7	16.6	14.1	10.1	8.2	7.0
95 7 A A	0.3	0.6	0.6	10.6	12.0	13.7	25.4	31.6	39.5	44.9	53.4	54.7	46.5	45.0	36.0	33.4	25.5	22.2	19.2	16.3	12.2	9.9	8.5
95 11 UC R				11.2	12.8																		
95 11 UC A				20.6	23.4																		
95 12 U U				18.7	21.3	24.2	27.1	33.7	30.7	34.9	36.1	33.7	32.9	20.2	19.2	14.1	12.7	8.0	7.3	11.1	9.3	13.1	11.3
95 13 U U				13.1	14.9	17.0	28.9	35.9	40.2	45.6	47.2	48.4	47.2	45.6	43.3	40.2	36.3	31.6	28.9	24.6	20.7	12.6	10.8
95 14 U U	1.8	1.6	4.9	9.5	14.7	22.2	31.4	35.6															

Frequency	Age group																					
Product Source Year	12	13	14	15	16	17	18	19	20	21 - 24	25 - 29	30 - 34	35 - 39	40 - 44	45 - 49	50 - 54	55 - 59	60 - 64	65 - 69	70 - 74	75 - 79	80 - 84	85+
75 1 U U				6.8	8.7	10.9	13.1	14.4	17.2	16.9	15.1	14.1	12.6	10.7	9.3	7.6	6.5	5.1	4.1	3.1	2.3	2.0	2.0
77 2 U U				6.9	8.9	11.0	13.3	14.6	17.5	17.2													
80 2 U U				0.7	0.9	1.1	1.3	1.4	1.7	1.7	1.5	1.4	1.2	1.1	0.9	0.8	0.6	0.5	0.4	0.3	0.2	0.2	0.2
83 2 U U				6.3	8.0	9.9	12.0	13.1	15.7	15.4	13.8	12.9	11.5	9.7	8.5	7.0	6.0	4.7	3.8	2.8	2.1	1.8	1.8
83 3 UC U		4.7	5.7	7.3	9.3	11.6	14.0	15.4	18.4	18.0	16.1	15.0	13.4	11.4	10.0	8.2	7.0	5.5	4.4	3.3	2.5	2.1	2.1
83 4 U U									30.4	29.9													
83 5 U R				6.6	8.4	10.5	12.6	13.9	16.6	16.3	14.6	13.6	12.1	10.3	9.0	7.4	6.3	4.9	4.0	3.0	2.2	1.9	1.9
84 2 U U				8.4	10.7	13.3	16.1	17.7	21.1	20.7													
85 2 U U				8.4	10.7	13.3	16.0	17.6	21.1	20.7													
85 5 U R				6.9	8.9	11.0	13.3	14.6	17.5	17.2	15.3	14.3	12.8	10.8	9.5	7.8	6.6	5.2	4.2	3.2	2.4	2.0	2.0
87 2 U U				3.5	4.5	5.5	6.7	7.3	8.8	8.6	7.7	7.2	6.4	5.4	4.8	3.9	3.3	2.6	2.1	1.6	1.2	1.0	1.0
87 5 U R				3.6	4.6	5.7	6.8	7.5	9.0	8.8	7.9	7.3	6.5	5.6	4.9	4.0	3.4	2.7	2.1	1.6	1.2	1.0	1.0
87 6 UC U				9.8	12.5	15.5	18.7	20.6	24.6	24.1	21.6	20.1	18.0	15.2	13.4	10.9	9.3	7.3	5.9	4.5	3.3	2.9	2.9
87 7 UC U				3.5	4.5	5.5	6.7	7.3	14.8	14.5	12.9	12.1	10.8	3.9	3.4	2.8	2.4	0.9	0.7	0.5	0.4	0.3	0.3
87 7 A U				3.5	4.5	5.5	6.7	7.3	14.9	14.6	13.0	12.2	10.9	4.0	3.5	2.9	2.4	0.9	0.7	0.5	0.4	0.3	0.3
88 2 U U				15.3	19.6	24.4	29.3	32.3	38.6	37.9													
88 6 U U				8.1	10.3	12.8	15.4	16.9	20.3	19.9	17.8	16.6	14.8	12.6	11.0	9.0	7.7	6.0	4.9	3.7	2.7	2.4	2.4
89 6 U U				8.4	10.8	13.4	16.1	17.8	21.2	20.9	18.6	17.4	15.5	13.2	11.5	9.4	8.1	6.3	5.1	3.8	2.9	2.5	2.5
90 8 U R			0.0	7.0																			
90 8 U A	0.0	2.4	2.9	3.7																			
90 9 U U				7.8	9.9	12.3	14.9	16.3	19.5	19.2	17.1	16.0	14.3	12.1	10.6	8.7	7.4	5.8	4.7	3.5	2.6	2.3	2.3
90 10 U U				9.9	12.6	15.7	18.9	20.8	24.8	24.4	21.8	20.3	18.1	6.3	5.6	4.5	3.9	3.0	2.4	1.9	1.4	1.2	1.2
92 9 U U				8.5	10.9	13.5	16.2	17.9	21.4	21.0	18.7	17.5	15.6	13.2	11.6	9.5	8.1	6.4	5.1	3.9	2.9	2.5	2.5
94 9 U U				10.6	13.6	16.9	20.3	22.3	26.7	26.2	23.4	21.9	19.5	16.6	14.5	11.9	10.2	8.0	6.4	4.8	3.6	3.1	3.1
95 7 UC R	0.1	0.2	0.3	2.5	3.2	3.9	9.0	9.8	16.0	15.7	17.9	16.7	12.1	10.3	4.5	3.7	1.2	1.0	0.7	0.5	0.5	0.5	0.5
95 7 A R	0.1	0.2	0.3	2.5	3.2	3.9	9.0	9.8	16.0	15.7	17.9	16.7	12.1	10.3	4.5	3.7	1.2	1.0	0.7	0.5	0.5	0.5	0.5
95 7 A A	0.3	0.6	0.7	3.6	4.7	5.8	11.5	12.7	18.4	18.0	20.2	18.8	13.9	11.8	5.1	4.2	1.7	1.3	1.0	0.8	0.6	0.6	0.6
95 11 UC R				10.5	13.5																		
95 11 UC A				21.9	28.1																		
95 12 U U				12.7	16.2	20.1	24.3	26.7	18.5	18.2	16.2	17.4	15.5	4.9	4.3	0.3	0.3	0.4	0.4	0.9	0.7	0.0	0.0
95 13 U U				9.3	11.9	14.8	23.9	26.3	31.4	30.9	27.6	25.7	23.0	19.5	17.1	14.0	11.9	9.4	7.5	5.7	4.2	0.5	0.5
95 14 U U	0.5	1.2	4.3	7.2	12.1	16.7	22.3	23.3															

Frequency	Age group																					
Product Source Year	12	13	14	15	16	17	18	19	20	21 - 24	25 - 29	30 - 34	35 - 39	40 - 44	45 - 49	50 - 54	55 - 59	60 - 64	65 - 69	70 - 74	75 - 79	80 - 84	85+
68 1 U U				16.2	20.5	25.1	30.0	33.5	37.1	36.0	36.7	37.4	38.1	38.5	38.1	37.8	36.7	35.6	33.2	30.0	27.2	26.5	26.5
69 2 U U				6.5	8.2	10.0	12.0	13.4	51.7	50.2	51.2	52.2	53.1	53.6	53.1	52.6	51.2	49.7	21.6	19.6	17.7	17.3	17.3
69 3 U U	0.9	1.8	2.1	2.6	3.3	4.0	4.8	5.4	41.3	40.1	40.9	41.7	42.5	42.9	42.5	42.1	40.9	39.7	37.0	33.4	30.3	29.5	29.5
70 4 UC R				6.2	7.8	9.6	11.4	12.6	40.6	47.1	48.7	45.0	43.5	34.5	33.9	37.5	36.0	28.6	25.8	22.3	19.7	16.9	14.6
71 5 U U				18.3	22.8	28.1	33.4	37.0	41.1	47.6	49.2	48.0	46.4	44.7	43.9	41.5	39.9	36.6	32.9	28.5	25.2	21.6	18.7
71 6 UC *														34.8	34.2	32.3	31.0						
71 8 UC R				17.9	22.2	27.4	32.6	36.2	40.1	46.5	48.1	46.9	45.3	43.7	40.9	40.5	31.0	32.6	26.0	22.4	19.9	17.0	14.7
71 9 U U														53.5	52.5	53.3	51.2						
71 10 U U														48.1	47.2	44.6	42.9						
76 7 UC *														28.8	28.3	26.7	25.6						
80 11 U U	9.8	19.7	23.0	29.5	36.7	45.3	51.9	57.6	64.0	74.1	70.3	68.6	55.3	53.3	50.3	47.6	45.7	42.0	44.0	38.0	33.7	28.8	25.0
80 12 U U	10.7	21.4	24.9	32.1	39.9	49.2	44.6	49.6	55.0	63.7	72.9	71.1	70.8	68.3	53.3	50.4	48.4	44.4	48.2	41.7	36.9	31.6	27.4
80 13 U U	10.8	21.5	25.1	32.3	40.2	49.5	40.5	45.0	49.9	57.8	57.5	56.1	51.5	49.7	51.8	49.0	47.0	43.2	44.7	38.6	34.2	29.2	25.4
80 14 U U	7.2	14.3	16.7	21.5	26.7	32.9	24.6	27.3	30.3	35.1	36.0	35.1	34.7	33.5	34.6	32.7	31.4	28.8	35.3	30.5	27.0	23.1	20.1
80 15 U U	12.3	24.7	28.8	37.0	46.0	56.7	43.8	48.6	54.0	62.5	53.8	52.5	47.8	46.1	44.8	42.3	40.7	37.3	45.4	39.2	34.7	29.7	25.8
80 16 U R	1.7	3.4	3.9																				
80 16 U A	16.9	33.8	39.4																				
80 18 MC R				21.3	26.4	32.6	38.7	43.0	47.7	55.3	57.1	55.7	53.8	52.0	51.0	48.2	46.3	42.5	38.3	33.1	29.3	25.0	21.7
82 17 UC R	6.2	12.5	14.6																				
84 19 U U				13.9	17.3	21.3	25.3	28.0	31.1	36.1	37.3	36.4	35.1	33.9	33.3	31.4	30.2	27.7	25.0	21.6	19.1	16.3	14.2
87 20 U U				18.4	22.9	28.2	33.5	37.2	41.3	47.8	49.4	48.2	46.6	44.9	44.1	41.7	40.0	36.8	33.1	28.6	25.3	21.7	18.8
87 21 U R				11.2	14.0	24.1	34.2	38.0															
89 22 U A				19.7	24.5	30.2	35.9	39.8	44.2	51.2	53.0	51.6	49.9	48.1	47.3	44.6	42.9	39.4	35.4	30.6	27.1	23.2	20.1
92 23 U U	11.3	22.1	24.3	27.5																			
94 22 U A											61.9	63.4	61.9	59.8									
95 24 U U			28.9	32.7	37.2	42.3	47.5	59.0															
95 25 U U				23.5	26.7	30.4	34.0	42.3	47.4	53.8	55.7	57.1	55.7	53.8	51.1	47.4	42.8	37.3	34.0	29.0	24.4	19.8	17.0
95 26 U U									42.3	48.1	49.7	51.0	49.7	48.1									
95 27 U U				30.1	34.3	39.0	43.7	54.4	60.9														
95 28 U U				26.7	30.4	34.6	38.8	48.2	54.0														

Frequency				Age group																					
Product Source Year				12	13	14	15	16	17	18	19	20	21 - 24	25 - 29	30 - 34	35 - 39	40 - 44	45 - 49	50 - 54	55 - 59	60 - 64	65 - 69	70 - 74	75 - 79	80 - 84	85+
68	1	U	U				7.2	8.0	9.0	10.1	12.9	13.5	14.5	14.5	14.7	14.1	13.9	13.1	12.5	10.9	10.0	8.0	7.2	5.5	5.3	3.4
69	2	U	U				0.8	0.9	1.0	1.1	1.4	9.2	9.9	9.9	10.0	9.6	9.5	8.9	8.5	7.5	6.8	3.5	3.1	2.4	2.3	1.5
69	3	U	U				0.8	0.9	1.0	1.1	1.4	0.7	0.7	0.7	0.7	0.7	0.7	0.6	0.6	0.5	0.5	0.4	0.3	0.3	0.3	0.2
70	4	UC	R				0.4	0.4	0.4	0.4	0.5	2.7	3.4	3.6	5.0	5.6	3.6	4.1	8.6	9.0	4.3	4.2	4.2	4.2	4.2	4.2
71	5	U	U				1.0	1.0	1.0	1.0	1.5	1.9	2.4	2.5	2.7	3.0	3.2	3.6	3.8	4.0	4.0	3.9	3.9	3.9	3.9	3.9
71	6	UC	*																							
71	8	UC	R				3.0	3.0	3.0	3.0	4.5	5.9	7.3	7.7	8.2	9.2	9.7	11.3	8.8	10.8	7.7	7.0	7.0	7.0	7.0	7.0
71	9	U	U																							
71	10	U	U																							
76	7	UC	*																							
80	11	U	U	2.8	5.6	6.1	6.6	7.4	8.3	9.9	12.5	13.1	14.2	14.3	14.5	9.5	9.5	8.0	7.7	6.7	6.1	4.1	3.7	2.8	2.7	1.7
80	12	U	U	3.2	6.5	7.0	7.6	8.5	9.5	15.3	19.5	20.4	22.1	24.2	24.4	17.0	16.8	10.2	9.8	8.6	7.8	7.6	6.8	5.2	5.0	3.2
80	13	U	U	3.4	6.9	7.4	8.1	9.0	10.1	11.2	14.2	14.9	16.1	15.5	15.7	9.7	9.7	8.3	7.9	6.9	6.3	6.8	6.1	4.7	4.5	2.8
80	14	U	U	0.2	0.4	0.4	0.4	0.5	0.6	4.1	5.3	5.5	6.0	7.8	7.8	4.8	4.8	3.5	3.4	2.9	2.7	2.9	2.6	2.0	1.9	1.2
80	15	U	U	4.8	9.8	10.6	11.6	12.9	14.4	17.6	22.4	23.4	25.3	21.5	21.7	17.3	17.1	16.4	15.7	13.7	12.5	11.0	9.9	7.6	7.2	4.6
80	16	U	R	1.7	3.5	3.8																				
80	16	U	A	14.3	29.2	31.5																				
80	18	MC	R				7.8	8.7	9.7	10.9	13.9	14.5	15.7	15.7	15.8	15.2	15.1	14.1	13.5	11.8	10.8	8.7	7.8	6.0	5.7	3.6
82	17	UC	R	2.5	5.0	5.4																				
84	19	U	U				4.2	4.7	5.3	5.9	7.6	7.9	8.5	8.5	8.6	8.3	8.2	7.7	7.3	6.4	5.9	4.7	4.2	3.2	3.1	2.0
87	20	U	U				10.7	11.9	13.4	15.0	19.1	20.0	21.6	21.6	21.7	20.9	20.7	19.4	18.5	16.2	14.8	11.9	10.7	8.2	7.8	5.0
87	21	U	R				5.7	6.4	9.3	12.3	15.7															
89	22	U	A				6.9	7.7	8.6	9.6	12.3	12.8	13.9	13.9	14.0	13.4	13.3	12.5	11.9	10.4	9.5	7.7	6.9	5.3	5.0	3.2
92	23	U	U	4.2	8.6	9.3	10.2																			
94	22	U	A											25.4	25.7	24.6	24.4									
95	24	U	U			17.6	19.2	21.5	24.1	26.9	34.3															
95	25	U	U				9.2	10.3	11.5	12.9	16.4	17.2	18.6	18.6	18.7	18.0	17.8	16.7	16.0	14.0	12.7	10.3	9.2	7.1	6.8	4.3
95	26	U	U									15.1	16.3	16.3	16.4	15.7	15.6									
95	27	U	U				19.7	22.1	24.7	27.6	35.2	36.9														
95	28	U	U				29.0	32.4	36.2	40.6	51.7	54.1														

Frequency	Age group																					
Product Source Year	12	13	14	15	16	17	18	19	20	21 - 24	25 - 29	30 - 34	35 - 39	40 - 44	45 - 49	50 - 54	55 - 59	60 - 64	65 - 69	70 - 74	75 - 79	80 - 84	85+
68 4 UC *				13.7	17.0	20.9	24.9	27.6	30.7	35.5	36.7	35.8	34.6	42.2	41.4	41.9	40.3	37.0	33.3	28.8	25.5	21.8	18.9
68 4 UC A				25.3	31.5	38.8	46.1	51.2	56.8	65.8	68.0	66.4	64.1	67.5	66.3	73.5	70.6	64.9	58.4	50.4	44.7	38.2	33.1
70 1 U U				20.0	36.3	44.8	53.2	59.0	65.5	75.9	78.5	76.5	74.0	71.4	70.1	66.2	63.6	58.4	52.5	45.4	40.2	34.4	29.8
78 3 UC U	9.1	18.1	20.5	26.4	46.4	57.1	67.9	75.4	63.6	73.7	69.8	68.1	65.8	63.5	62.3	67.8	65.1	59.8	53.1	45.9	40.7	34.8	30.2
78 15 U U				20.0	35.8	44.1	52.4	58.2	64.5	74.8	77.3	75.4	72.9	70.3	69.0	65.2	62.6	57.5	51.8	44.7	39.6	33.9	29.4
81 16 UC R				24.8	30.9	38.0	45.2	50.1	55.7	64.5	66.7	65.0	62.8	60.6	59.5	56.2	54.0	49.6	44.6	38.6	34.2	29.2	25.4
81 16 A R				27.5	34.3	42.2	50.2	55.7	61.8	71.6	74.0	72.2	69.7	67.3	66.1	62.4	59.9	55.1	49.5	42.8	37.9	32.4	28.1
81 17 UC R				18.0	22.4	27.6	32.9	36.5	40.5	46.9	48.5	47.3	45.7	44.1	43.3	40.9	39.3	36.1	32.5	28.0	24.8	21.2	18.4
81 17 A R				21.9	27.2	33.6	39.9	44.3	49.1	56.9	58.9	57.4	55.5	53.5	52.6	49.6	47.7	43.8	39.4	34.1	30.2	25.8	22.4
82 2 A A				29.2	36.4	44.8	53.3	59.1	65.6	76.0	67.7	66.0	62.3	60.2	63.0	59.5	49.4	45.3	46.6	40.3	35.7	30.5	26.5
82 2 A A				28.5	35.4	43.7	51.9	57.6	63.9	74.0	76.6												
83 18 A A				22.9	28.5	35.2	41.8	46.4	51.5	59.6	65.2	63.6	67.8	65.4	60.1	56.8	54.0	49.6	47.0	40.6	36.0	30.7	26.7
85 5 U U				26.7	33.2	40.9	48.7	54.0	59.9	69.4	71.8	70.0	67.6	65.3	64.1	60.5	58.1	53.4	48.1	41.5	36.8	31.4	27.3
86 2 A A				26.9	33.5	41.2	49.0	54.4	60.4	69.9	69.8	68.1	62.4	60.3	58.9	55.7	49.3	45.2	47.0	40.6	36.0	30.7	26.7
86 8 U *		3.4																					
86 8 U R		6.6																					
86 8 U A		25.0																					
86 14 U R				24.4	30.4	37.5	44.5	49.4	54.8	63.5	65.7	64.1	61.9	59.7	58.6	55.4	53.2	48.9	44.0	38.0	33.7	28.8	25.0
86 19 U U				20.0	28.1	34.6	41.2	45.7	50.7	58.7	60.8	59.3	57.2	55.2	54.2	51.2	49.2	45.2	40.7	35.1	31.1	26.6	23.1
87 6 UC R				23.6	29.4	36.2	43.0	47.7	52.9	61.3	63.4	61.9	54.0	52.1	43.4	41.0	44.5	40.9	36.8	31.8	28.1	24.1	20.9
87 6 A A				24.8	30.8	38.0	45.1	50.1	55.6	64.4	66.6	64.9	64.5	62.2	56.0	52.9	53.6	49.3	44.3	38.3	33.9	29.0	25.2
87 7 UC R				20.0	28.7	35.3	42.0	46.6	51.7	59.9	62.0	60.4	58.4	56.3	55.3	52.2	50.2	46.1	41.5	35.9	31.8	27.1	23.6
87 7 A A				20.0	31.4	38.7	46.0	51.0	56.6	65.6	66.1	64.5	62.3	60.1	58.5	55.3	53.1	48.8	39.9	34.5	30.6	26.1	22.7
87 10 A *		3.1	3.7																				
87 10 A R		7.8	9.2																				
87 10 A A		11.6	13.6																				
87 13 UC R				20.0	13.1	16.2	19.2	21.4	23.7	27.5	41.4	40.3	39.0	37.6	32.9	31.1	29.9	27.5	15.5	13.4	11.9	10.1	8.8
89 7 U U				20.0	30.4	37.5	44.5	49.4	54.8	63.5	65.7	64.1	61.9	59.7	58.6	55.4	53.2	48.9	44.0	38.0	33.7	28.8	25.0
89 11 U R				22.6	28.1	34.7	41.2	45.7	50.8	58.8	60.8	59.3	57.3	55.3	46.8	44.2	46.8	43.0	38.7	33.4	29.6	25.3	22.0
89 11 U A				23.2	28.9	35.6	42.3	46.9	52.1	60.4	62.4	60.9	58.8	56.7	53.0	50.0	58.2	53.5	48.1	41.6	36.8	31.5	27.3
89 12 U R				19.2	23.9	29.5	35.1	38.9	43.2	50.0	51.7	50.4	48.7	47.0	37.5	35.5	31.8	29.2	26.3	22.7	20.1	17.2	14.9
89 12 U A				22.4	27.8	34.3	40.8	45.2	50.2	58.2	60.2	58.7	56.7	54.7	46.6	44.0	38.8	35.6	32.1	27.7	24.5	21.0	18.2
89 14 U R				23.3	29.0	35.7	42.4	47.1	52.3	60.6	62.6	61.1	59.0	56.9	55.9	52.8	50.7	46.6	41.9	36.2	32.1	27.4	23.8
89 19 U U				20.0	29.7	36.6	43.5	48.2	53.5	62.0	64.1	62.5	60.4	58.3	57.2	54.1	51.9	47.7	42.9	37.1	32.9	28.1	24.4
90 2 A A				21.9	24.9	28.3	31.7	39.5	44.2	50.2	52.8	54.1	58.2	56.3	67.4	62.6	50.9	44.3	40.6	34.5	29.0	23.6	20.3
90 8 UC R		7.0		18.0																			
90 8 UC A		18.0		27.0																			
90 9 U R			3.0	15.0																			
90 9 U A	0.0	9.0	9.8	11.1																			
90 10 A A	2.0	4.0																					
90 19 UC U				26.2	29.8	33.9	38.0	47.2	62.9	71.5	73.9	70.3	68.6	51.6	49.0	47.6	43.0	42.4	38.7	41.1	34.6	28.1	24.1
90 20 A A				20.0	29.4	33.5	37.5	46.7	52.2	59.3	59.5	61.0	65.5	63.3	55.0	51.0	49.7	43.3	42.2	36.0	41.2	33.4	28.8
92 10 A *		2.2	8.7	17.9	24.8	29.1	36.1	44.9															
92 10 A R		5.8	14.3	26.5	37.6	41.1	43.5	54.1															
92 18 A A				23.8	27.1	30.8	34.6	43.0	48.1	54.7	59.4	60.9	55.5	53.7	52.5	48.8	49.1	42.8	31.9	27.1	22.8	18.5	15.9
92 21 A R			19.6	22.2	25.3	28.8	32.2	40.1	47.0	53.4	55.3	56.7	55.4	65.3	62.0	49.4	44.6	30.6	28.0	29.3	24.7	20.0	17.2
92 21 A A			32.0	36.2	41.2	46.9	52.6	65.4	54.7	62.1	64.2	64.2	62.7	70.4	66.8	55.8	50.4	33.1	30.2	35.2	29.6	24.0	20.7
93 7 A R				20.0	23.6	26.9	30.2	37.5	42.0	47.7	57.0	58.4	57.0	55.1	50.1	46.5	42.0	36.6	24.6	20.9	19.3	15.6	13.4
93 7 U U				20.0	33.6	38.2	42.9	53.3	59.6	67.8	62.5	64.1	62.5	60.5	52.5	48.8	44.0	38.3	35.1	29.9	25.2	20.4	17.6
94 2 A R				19.4	22.1	25.1	28.2	35.0	39.2	44.5	54.4	55.8	52.3	50.6	44.9	41.7	36.1	31.4	25.2	21.5	18.1	14.7	12.6
94 2 A A				21.5	24.4	27.8	31.1	38.7	43.4	49.2	57.7	59.1	54.9	53.0	48.0	44.5	39.2	34.1	27.5	23.4	19.7	16.0	13.8
94 8 UC *		1.4	13.4	14.8	17.3	24.1	26.9	33.4															
94 8 UC R		3.4	17.7	20.3	22.8	30.2	34.9	43.4															
94 8 UC A		9.1	22.4	27.8	28.9	36.7	39.9	49.6															
94 10 A *		4.4	4.8																				
94 10 A A		9.9	10.9																				
95 7 A R				20.0	25.2	28.6	32.1	39.9	44.7	50.7	52.5	53.8	52.5	50.7	48.1	44.7	40.3	35.1	32.1	27.3	23.0	18.6	16.0
95 7 A A				20.0	27.3	31.1	34.8	43.3	48.5	55.1	56.9	58.3	56.9	55.1	52.2	48.5	43.8	38.1	34.8	29.6	24.9	20.2	17.4
95 22 U U	1.7	14.0	14.8	12.2	22.0																		

Frequency	Age group																					
Product Source Year	12	13	14	15	16	17	18	19	20	21 - 24	25 - 29	30 - 34	35 - 39	40 - 44	45 - 49	50 - 54	55 - 59	60 - 64	65 - 69	70 - 74	75 - 79	80 - 84	85+
68 4 UC *																							
68 4 UC A																							
70 1 U U				10.0	8.7	10.8	13.0	14.3	17.1	16.8	15.0	14.0	12.5	10.6	9.3	7.6	6.5	5.1	4.1	3.1	2.3	2.0	2.0
78 3 UC U	1.8	3.6	3.4	4.4	35.4	43.9	52.9	58.2	48.6	47.7	19.4	18.1	16.1	13.7	12.0	5.6	4.8	3.8	3.8	2.9	2.2	1.9	1.9
78 15 U U				10.0	14.6	18.1	21.8	23.9	28.6	28.1	25.1	23.4	20.9	17.7	15.6	12.7	10.9	8.5	6.9	5.2	3.8	3.3	3.3
81 16 UC R				12.0	15.3	19.0	22.9	25.2	30.2	29.6	26.4	24.7	22.0	18.7	16.4	13.4	11.5	9.0	7.2	5.5	4.1	3.5	3.5
81 16 A R				12.0	15.3	19.0	22.9	25.2	30.2	29.6	26.4	24.7	22.0	18.7	16.4	13.4	11.5	9.0	7.2	5.5	4.1	3.5	3.5
81 17 UC R				6.6	8.5	10.5	12.7	13.9	16.6	16.4	14.6	13.6	12.2	10.3	9.1	7.4	6.3	5.0	4.0	3.0	2.2	1.9	1.9
81 17 A R				6.6	8.5	10.5	12.7	13.9	16.6	16.4	14.6	13.6	12.2	10.3	9.1	7.4	6.3	5.0	4.0	3.0	2.2	1.9	1.9
82 2 A A				23.9	30.5	37.9	45.6	50.2	60.0	59.0	36.0	33.6	13.3	11.2	9.5	7.7	4.9	3.8	6.8	5.1	3.8	3.3	3.3
82 2 A A				29.0	37.2	46.1	55.5	61.1	73.0	71.8	64.1												
83 18 A A				21.0	26.9	33.4	40.2	44.2	52.9	52.0	40.5	37.8	27.3	23.2	15.6	12.7	10.0	7.8	6.4	4.8	3.6	3.1	3.1
85 5 U U				13.9	17.8	22.1	26.6	29.3	35.1	34.4	30.7	28.7	25.6	21.7	19.1	15.6	13.3	10.5	8.4	6.4	4.7	4.1	4.1
86 2 A A				24.9	31.8	39.5	47.5	52.3	62.5	61.4	39.9	37.3	16.6	14.1	15.8	13.0	3.1	2.4	6.9	5.2	3.8	3.3	3.3
86 8 U *		3.1																					
86 8 U R		6.0																					
86 8 U A		23.5																					
86 14 U R				15.3	19.6	24.4	29.3	32.3	38.6	37.9	33.8	31.6	28.2	23.9	21.0	17.1	14.7	11.5	9.2	7.0	5.2	4.5	4.5
86 19 U U				15.0	17.7	22.0	26.5	29.1	34.8	34.2	30.6	28.5	25.5	21.6	18.9	15.5	13.2	10.4	8.4	6.3	4.7	4.1	4.1
87 6 UC R				17.1	21.8	27.1	32.6	35.9	42.9	42.2	37.7	35.2	13.2	11.2	4.7	3.8	2.1	1.7	1.3	1.0	0.7	0.7	0.7
87 6 A A				19.2	24.5	30.5	36.7	40.3	48.2	47.4	42.3	39.5	15.1	12.8	5.6	4.6	4.2	3.3	2.7	2.0	1.5	1.3	1.3
87 7 UC R				15.0	19.7	24.5	29.4	32.4	38.7	38.1	34.0	31.7	28.3	24.0	21.1	17.2	14.7	11.6	9.3	7.0	5.2	4.5	4.5
87 7 A A				15.0	29.1	36.1	43.4	47.8	57.1	56.1	38.0	35.5	31.7	26.9	6.8	5.6	4.8	3.7	2.6	2.0	1.5	1.3	1.3
87 10 A *		3.9	4.7																				
87 10 A R		7.1	8.5																				
87 10 A A		11.4	13.8																				
87 13 UC R				15.0	6.7	8.3	10.0	11.0	13.1	12.9	11.2	10.4	9.3	7.9	2.1	1.7	1.5	1.1	0.4	0.3	0.2	0.2	0.2
89 7 U U				15.0	20.4	25.3	30.4	33.5	40.0	39.3	35.1	32.8	29.3	24.8	21.8	17.8	15.2	11.9	9.6	7.3	5.4	4.7	4.7
89 11 U R				12.5	16.0	19.9	23.9	26.3	31.5	30.9	27.6	25.8	23.0	19.5	5.3	4.3	4.3	3.4	2.7	2.1	1.5	1.3	1.3
89 11 U A				13.6	17.4	21.6	26.0	28.6	34.2	33.6	30.0	28.0	25.0	21.2	6.3	5.1	6.1	4.8	3.9	2.9	2.2	1.9	1.9
89 12 U R				19.2	24.5	30.5	36.7	40.3	48.2	47.4	42.3	39.5	35.2	29.9	13.6	11.1	4.2	3.3	2.7	2.0	1.5	1.3	1.3
89 12 U A				21.2	27.1	33.6	40.5	44.5	53.2	52.3	46.7	43.6	38.9	33.0	15.3	12.5	4.9	3.9	3.1	2.3	1.7	1.5	1.5
89 14 U R				15.0	19.1	23.8	28.6	31.5	37.6	37.0	33.0	30.8	27.5	23.3	20.5	16.7	14.3	11.2	9.0	6.8	5.1	4.4	4.4
89 19 U U				15.0	22.3	27.7	33.4	36.7	43.9	43.1	38.5	35.9	32.1	27.2	23.9	19.5	16.7	13.1	10.5	8.0	5.9	5.1	5.1
90 2 A A				18.4	23.6	29.3	35.2	38.7	46.3	45.5	46.1	43.0	20.0	17.0	11.9	9.7	6.1	4.8	1.9	1.5	1.1	0.9	0.9
90 8 UC R		5.0		27.0																			
90 8 UC A		12.0		35.0																			
90 9 U R			3.0	11.0																			
90 9 U A	0.0	8.8	10.6	13.5																			
90 10 A A	1.5	3.1																					
90 19 UC U				19.0	24.3	30.2	36.4	40.0	62.7	61.6	55.0	34.1	30.5	16.0	14.1	2.7	2.3	0.9	0.7	0.6	0.5	0.4	0.4
90 20 A A				20.0	12.4	15.3	18.5	20.3	24.3	23.9	51.2	47.8	22.5	19.1	6.4	5.2	1.9	1.5	0.0	0.0	0.0	0.0	0.0
92 10 A *		1.0	12.0	16.2	29.6	29.5	29.7	32.7															
92 10 A R		5.8	24.8	19.7	37.6	36.5	34.4	37.8															
92 18 A A				20.5	26.3	32.6	39.3	43.2	51.7	50.8	56.1	52.4	39.3	33.3	17.2	14.0	10.1	7.9	5.0	3.7	2.8	2.4	2.4
92 21 A R			17.7	22.7	29.0	36.1	43.4	47.7	60.3	59.3	52.9	49.2	43.9	25.0	21.9	18.8	16.1	6.1	4.9	3.7	2.8	2.4	2.4
92 21 A A			27.5	35.3	45.2	56.1	67.5	74.3	66.4	65.2	58.2	58.1	51.9	32.4	28.5	20.2	17.3	8.5	6.8	6.2	4.6	4.0	4.0
93 7 A R				20.0	19.7	24.5	29.4	32.4	38.7	38.1	38.7	36.1	32.2	27.3	11.7	9.6	8.2	6.4	1.1	0.9	2.2	1.9	1.9
93 7 U U				20.0	27.1	33.6	40.4	44.5	53.2	52.2	36.9	34.4	30.7	26.0	7.2	5.9	5.0	3.9	2.3	1.8	1.3	1.1	1.1
94 2 A R				14.7	18.7	23.3	28.0	30.8	36.8	36.2	42.3	39.5	30.7	26.0	11.0	9.0	3.4	2.6	1.9	1.5	1.1	0.9	0.9
94 2 A A				16.6	21.2	26.3	31.7	34.8	41.7	40.9	46.6	43.5	32.7	27.7	12.3	10.1	3.8	3.0	2.1	1.6	1.2	1.0	1.0
94 8 UC *		2.9	13.5	18.6	22.2	28.8	37.4	41.1															
94 8 UC R		5.5	17.8	27.0	29.2	37.6	45.7	50.3															
94 8 UC A		9.4	21.7	36.6	35.6	43.9	51.8	57.0															
94 10 A *		3.4	4.0																				
94 10 A A		7.6	9.2																				
95 7 A R				25.0	22.1	27.4	33.0	36.3	43.4	42.6	38.0	35.5	31.7	26.9	23.6	19.3	16.5	12.9	10.4	7.9	5.8	5.1	5.1
95 7 A A				25.0	24.5	30.4	36.6	40.3	48.1	47.3	42.2	39.4	35.2	29.8	26.2	21.4	18.3	14.4	11.5	8.7	6.5	5.6	5.6
95 22 U U	1.0	17.3	20.0	21.6	23.0																		

Frequency	Age group																					
Product Source Year	12	13	14	15	16	17	18	19	20	21-24	25-29	30-34	35-39	40-44	45-49	50-54	55-59	60-64	65-69	70-74	75-79	80-84	85+
46 9 U U				15.8	19.9	24.3	41.5	46.4	51.2	49.8	50.7	51.7	52.7	53.2	52.7	52.2	50.7	49.3	45.9	41.5	37.6	36.6	36.6
63 6 UC R				15.9	19.8	24.4	34.4	38.1	42.3	49.0	42.2	41.2	36.8	35.5	34.9	28.4	27.3	25.0	22.5	16.7	14.8	12.7	11.0
63 6 UC A				17.5	21.7	26.8	47.0	52.2	57.9	67.1	61.2	59.6	59.1	57.0	56.0	53.2	51.1	46.9	42.2	22.3	19.7	16.9	14.6
63 6 A R				19.7	24.9	30.4	44.1	49.3	54.5	53.0	53.8	54.8	52.9	53.4	52.9	48.0	46.6	45.3	42.1	26.5	24.0	23.4	23.4
63 6 A A				23.7	29.8	36.5	53.1	59.4	65.6	63.7	63.1	64.3	62.0	62.6	62.0	60.8	59.1	57.4	53.4	31.8	28.8	28.1	28.1
67 5 UC U				14.6	18.1	22.4	26.6	29.5	32.7	37.9	39.2	38.2	36.9	35.6	35.0	28.9	27.7	23.9	21.5	16.0	14.1	12.1	10.5
68 10 U U																							
68 18 A R	0.0																						
68 18 A A	8.0																						
69 1 UC U				18.8	23.4	28.8	34.3	38.0	42.2	48.9	50.5	49.3	47.6	45.9	45.1	42.6	40.9	37.6	33.8	16.7	14.8	12.7	11.0
69 12 U U				25.0	31.6	38.7	46.3	51.7	57.2	55.5	56.6	57.7	58.8	59.4	58.8	58.3	56.6	55.0	51.2	46.3	41.9	40.8	40.8
70 1 UC U				18.3	22.8	28.1	33.4	37.1	41.1	47.7	49.3	48.1	46.4	44.8	44.0	41.6	39.9	36.7	33.0	16.7	14.8	12.7	11.0
71 1 UC U				17.4	21.7	26.8	31.8	35.3	39.2	45.4	46.9	45.7	44.2	42.6	41.9	39.5	38.0	34.9	31.4	16.7	14.8	12.7	11.0
71 2 A R				25.5	32.2	39.4	47.1	52.7	58.2	56.6	57.7	58.8	59.9	60.5	59.9	59.3	57.7	56.0	52.1	47.1	42.7	41.6	41.6
71 3 UC U				28.9	35.9	44.3	52.6	58.4	41.3	47.8	49.5	43.7	42.2	39.4	38.7	37.7	36.2	34.5	31.1	16.7	14.8	12.7	11.0
71 7 U U		14.0			41.0																		
71 18 A R				22.0																			
71 18 A A				35.0																			
72 1 UC U				17.4	21.7	26.7	31.8	35.3	39.1	45.3	46.9	45.7	44.2	42.6	41.9	39.5	38.0	34.9	31.4	16.7	14.8	12.7	11.0
72 2 A R				25.5	32.2	39.4	47.2	52.7	58.3	56.6	57.7	58.8	59.9	60.5	59.9	59.4	57.7	56.0	52.2	47.2	42.7	41.6	41.6
72 5 UC U			13.9	17.9	22.3	27.4	32.6	36.2	40.2	40.3	41.7	34.8	33.7	30.3									
72 7 U U		10.0			35.0																		
72 12 U U				22.7	28.7	35.1	42.0	47.0	51.9	50.4	51.4	52.4	53.4	53.9	53.4	52.9	51.4	49.9	46.5	42.0	38.1	37.1	37.1
72 18 A R					32.0																		
72 18 A A					37.0																		
73 1 UC U				17.4	21.7	26.7	31.8	35.3	39.1	45.3	46.9	45.7	44.2	42.6	41.8	39.5	38.0	34.9	31.4	16.7	14.8	12.7	11.0
73 2 A R				26.0	32.8	40.1	48.0	53.7	59.3	57.6	58.8	59.9	61.0	61.6	61.0	60.5	58.8	57.1	53.1	48.0	43.5	42.4	42.4
73 4 UC R				17.3	21.5	26.5	31.4	34.9	38.7	44.9	46.4	45.2	43.7	42.2	41.4	39.1	37.6	34.5	31.1	26.8	23.8	20.3	17.6
73 7 U U		10.0			31.0																		
73 18 A R						32.0																	
73 18 A A						40.0																	
74 1 UC U				17.0	21.2	26.1	31.0	34.4	38.1	44.2	45.7	44.6	43.1	41.5	40.8	38.5	37.0	34.0	30.6	16.7	14.8	12.7	11.0
74 2 A R				25.5	32.2	39.4	47.2	52.7	58.3	56.6	57.7	58.8	60.0	60.5	60.0	59.4	57.7	56.1	52.2	47.2	42.7	41.6	41.6
74 7 U U		10.0			31.0																		
74 18 A R							38.0																
74 18 A A							56.0																
75 1 UC U				18.0	22.3	27.5	32.7	36.3	40.3	46.7	48.3	42.8	41.4	39.9	39.2	36.0	34.6	31.8	28.6	16.7	14.8	12.7	11.0
75 2 A R				25.1	31.6	38.7	46.3	51.8	57.2	55.6	56.7	57.8	58.9	59.4	58.9	58.3	56.7	55.1	51.3	46.3	42.0	40.9	40.9
75 7 U U		12.0			32.0																		
76 1 UC U				15.8	19.6	24.2	28.8	31.9	35.4	41.0	42.5	41.7	40.3	38.9	38.2	31.7	30.5	28.0	25.2	16.7	14.8	12.7	11.0
76 2 A R				24.2	30.5	37.3	44.6	49.9	55.1	53.6	54.6	55.7	56.7	57.2	56.7	56.2	54.6	53.0	49.4	44.6	40.4	39.4	39.4
76 7 U U		11.0			27.0																		
76 14 UC R				19.9	24.7	30.4	27.8	30.9	34.3	39.7	41.0	40.0	38.7	37.3	36.6	34.6	33.2	30.5	27.5	22.3	19.8	16.9	14.7
76 14 A R				19.7	24.9	30.4	35.2	39.3	43.5	42.2	43.0	43.9	44.7	45.1	44.7	44.3	43.0	41.8	38.9	26.5	24.0	23.4	23.4
76 14 A A				23.7	29.8	36.5	41.7	46.6	51.5	50.1	51.0	52.0	53.0	53.5	53.0	52.5	51.0	49.6	46.1	31.8	28.8	28.1	28.1
77 1 UC U				14.5	18.0	22.2	26.4	29.3	32.5	37.7	39.0	42.8	41.3	39.9	39.1	31.7	30.5	28.0	25.2	16.7	14.8	12.7	11.0
77 2 A R				23.2	29.3	35.9	42.9	48.0	53.0	51.5	52.5	53.5	54.5	55.0	54.5	54.0	52.5	51.0	47.5	42.9	38.9	37.9	37.9
77 7 U U		9.0			25.0																		
77 8 U R				20.0	22.1	27.1	32.5	36.3	40.1	39.0	48.5	49.4	42.8	43.2	42.2	41.8	40.6	39.4	33.4	30.2	20.2	19.7	19.7
77 12 U U				18.1	22.8	28.0	33.5	37.4	41.4	40.2	41.0	41.8	42.5	42.9	42.5	42.1	41.0	39.8	37.0	33.5	30.3	29.5	29.5
77 14 A R				15.8	19.9	24.3	31.9	35.7	39.4	38.3	39.0	39.8	40.5	40.9	40.5	40.2	39.0	37.9	35.3	26.5	24.0	23.4	23.4
77 14 A A				19.7	24.9	30.4	39.3	43.9	48.5	47.1	48.0	49.0	49.9	50.4	49.9	49.4	48.0	46.7	43.4	31.8	28.8	28.1	28.1
77 18 A R										35.0													
77 18 A A										38.0													
78 1 UC U				15.0	18.6	23.0	27.3	30.3	33.6	39.0	40.3	38.6	37.3	36.0	35.3	29.6	28.4	26.1	23.5	16.7	14.8	12.7	11.0
78 2 A R				21.8	27.5	33.7	40.4	45.1	49.9	48.4	49.4	50.3	51.3	51.8	51.3	50.8	49.4	48.0	44.6	40.4	36.6	35.6	35.6
78 7 U U		10.0			25.0																		
78 14 A R				15.8	19.9	24.3	31.1	34.7	38.4	37.3	38.0	38.8	39.5	39.9	39.5	39.1	38.0	36.9	34.4	26.5	24.0	23.4	23.4
78 14 A A				19.7	24.9	30.4	40.1	44.8	49.5	48.1	49.0	50.0	50.9	51.4	50.9	50.4	49.0	47.6	44.3	31.8	28.8	28.1	28.1

Frequency	Age group																					
Product Source Year	12	13	14	15	16	17	18	19	20	21 - 24	25 - 29	30 - 34	35 - 39	40 - 44	45 - 49	50 - 54	55 - 59	60 - 64	65 - 69	70 - 74	75 - 79	80 - 84	85+
79 1 UC U				12.4	15.4	19.0	22.6	25.1	27.8	32.2	33.3	38.6	37.3	36.0	35.3	31.8	30.5	28.0	25.2	16.7	14.8	12.7	11.0
79 2 A R				21.9	27.6	33.7	40.4	45.2	49.9	48.5	49.4	50.4	51.3	51.8	51.3	50.9	49.4	48.0	44.7	40.4	36.6	35.6	35.6
79 7 U U		6.0			21.0																		
79 14 UC R				15.9	19.8	24.4	23.9	26.6	29.5	34.1	35.3	34.4	33.3	32.1	31.5	29.8	28.6	26.3	23.6	22.3	19.8	16.9	14.7
79 14 A R				15.8	19.9	24.3	30.3	33.8	37.4	36.3	37.0	37.7	38.4	38.8	38.4	38.1	37.0	36.0	33.5	26.5	24.0	23.4	23.4
79 14 A A				19.7	24.9	30.4	37.6	42.0	46.5	45.1	46.0	46.9	47.8	48.2	47.8	47.4	46.0	44.7	41.6	31.8	28.8	28.1	28.1
80 1 UC U				8.9	11.1	13.6	16.2	18.0	20.0	23.1	23.9	35.4	34.2	33.0	32.4	30.7	29.5	27.1	24.4	16.7	14.8	12.7	11.0
80 7 U U		5.0			21.0																		
80 8 A R				12.0	16.1	19.9	23.6	26.2	29.1	33.7	44.3	43.2	41.7	40.3	40.0	37.8	36.3	33.3	34.2	29.5	26.8	22.9	20.0
80 14 UC R				11.9	14.8	18.3	20.1	22.3	24.7	28.6	29.6	28.9	27.9	26.9	26.4	25.0	24.0	22.0	19.8	22.3	19.8	16.9	14.7
80 14 A R				11.9	14.8	18.3	23.9	26.6	29.5	34.1	35.3	34.4	33.3	32.1	31.5	29.8	28.6	26.3	23.6	27.9	24.7	21.1	18.3
80 14 A A				15.9	19.8	24.4	31.7	35.1	39.0	45.2	46.7	45.5	44.0	42.5	41.7	39.4	37.8	34.7	31.3	33.5	29.6	25.3	22.0
81 1 UC U				12.5	15.6	19.2	22.8	25.3	28.1	32.5	33.6	35.5	34.3	33.1	32.5	27.4	26.3	24.2	21.8	16.7	14.8	12.7	11.0
81 8 A R				12.0	14.3	17.7	21.0	23.3	25.9	30.0	40.1	39.1	37.7	36.4	38.4	36.3	34.8	32.0	34.7	30.0	29.0	24.8	20.0
81 11 U R			15.4	19.8																			
81 11 U A	0.0	0.0	18.9	24.3																			
81 14 A R				11.9	14.8	18.3	23.2	25.7	28.5	33.1	34.2	33.3	32.2	31.1	30.5	28.8	27.7	25.4	22.9	27.9	24.7	21.1	18.3
81 14 A A				15.9	19.8	24.4	29.3	32.6	36.1	41.9	43.3	42.2	40.8	39.4	38.6	36.5	35.1	32.2	29.0	33.5	29.6	25.3	22.0
81 18 A R											30.0												
81 18 A A											34.0												
81 19 A R	1.3	2.7		11.6	14.4																		
82 1 UC U				13.0	16.2	19.9	23.7	26.3	29.2	33.8	35.0	34.4	33.3	32.1	31.5	29.6	28.5	26.1	23.5	16.8	14.8	12.7	11.0
82 8 A R				12.0	14.3	17.6	20.9	23.2	25.7	29.8	41.4	40.4	39.0	37.7	37.6	35.5	34.2	31.4	32.4	28.0	25.3	21.6	20.0
82 12 U U				13.7	17.1	21.1	25.0	27.8	30.8	35.7	36.9	36.0	34.8	33.6	33.0	31.1	29.9	27.5	24.7	21.4	18.9	16.2	14.0
82 14 A R				11.9	14.8	18.3	13.2	14.7	16.3	18.9	29.4	28.7	35.5	34.3	33.6	31.8	37.0	34.0	30.6	27.9	24.7	21.1	18.3
82 14 A A				15.9	19.8	24.4	32.7	36.3	40.2	46.6	48.6	47.4	47.0	45.3	44.5	42.0	40.3	37.0	33.3	33.5	29.7	25.4	22.0
82 19 A R	0.7	1.3		10.7	13.3																		
83 1 UC U				10.8	13.4	16.5	19.6	21.8	24.2	28.0	29.0	37.6	36.3	35.1	34.4	26.3	25.3	23.2	20.9	16.8	14.9	12.7	11.0
83 8 A R				12.0	12.8	15.8	18.8	20.8	23.1	26.8	39.3	38.3	37.0	35.7	37.2	35.1	33.7	31.0	26.5	22.9	26.1	22.4	12.0
83 14 A R				11.9	14.8	18.3	13.2	14.7	16.3	18.9	34.8	34.0	37.6	36.3	35.6	33.6	28.2	25.9	23.3	22.4	19.8	16.9	14.7
83 14 A A				15.9	19.8	24.4	30.9	34.3	38.0	44.1	45.6	44.4	42.9	41.4	40.7	38.4	36.9	33.9	30.5	27.9	24.8	21.2	18.4
83 15 A R				11.9	14.8	18.3	24.7	27.4	30.4	35.3	36.5	35.6	34.4	33.1	32.5	30.7	29.5	27.1	24.4	22.4	19.8	16.9	14.7
83 19 A R	1.3	2.7		9.8	12.2																		
84 8 A R				12.0	12.7	15.6	18.5	20.6	22.8	26.4	40.1	39.1	37.7	36.4	40.8	38.5	37.0	34.0	29.9	25.8	24.4	20.8	15.0
84 13 U U					16.0																		
84 15 A R				12.0	12.9	15.9	18.9	20.9	23.2	26.9	35.5	34.6	32.3	31.2	30.6	28.9	30.9	28.3	25.5	22.0	21.9	18.7	16.2
84 15 A A				15.0	21.7	26.7	31.7	35.2	39.1	45.3	47.6	46.4	39.6	38.3	37.6	35.5	34.3	31.5	28.3	24.5	27.3	23.3	20.3
84 19 A R				9.8	12.2																		
85 8 A R				12.0	13.5	16.6	19.7	21.9	24.3	28.1	34.3	33.5	32.3	31.2	36.9	34.9	33.5	30.8	26.6	23.0	22.4	19.1	15.0
85 15 UC R				12.0	8.2	10.0	11.9	13.2	14.7	17.0	28.4	27.7	32.3	31.2	30.6	28.9	20.6	18.9	17.0	14.7	16.4	14.0	12.2
85 15 A R				12.0	8.2	10.0	11.9	13.2	14.7	17.0	31.4	30.6	37.6	36.2	35.6	33.6	25.2	23.1	20.8	18.0	21.9	18.7	16.2
85 15 A A				15.0	16.9	20.8	24.7	27.4	30.5	35.3	46.6	45.4	45.9	44.3	43.5	41.1	32.0	29.4	26.5	22.9	27.3	23.3	20.3
85 16 UC R				9.9	12.3	15.2	18.1	20.0	22.2	25.8	26.6	26.0	35.2	34.0	34.8	32.9	27.9	25.6	23.0	19.9	17.6	15.1	13.1
85 16 A R				11.3	14.1	17.3	20.6	22.9	25.4	29.4	30.4	29.6	37.6	36.3	35.9	33.9	29.2	26.8	24.2	20.9	18.5	15.8	13.7
85 16 A A				15.8	19.6	24.2	28.8	31.9	35.4	41.0	42.4	41.4	45.2	43.6	41.3	39.0	37.7	34.6	31.2	26.9	23.8	20.4	17.7
85 19 A R	0.7	1.3		9.8	12.2																		
86 8 A R				12.0	9.8	12.1	14.4	16.0	17.8	20.6	35.1	34.2	33.1	31.9	37.2	35.1	33.7	31.0	23.6	20.4	21.9	18.7	15.0
86 17 UC R				7.8	9.7	11.9	14.1	15.7	17.4	20.2	20.9	20.3	23.9	23.1	25.0	23.7	24.1	22.1	19.9	17.2	15.3	13.0	11.3
86 17 A A				13.8	17.2	21.1	25.1	27.9	30.9	35.8	37.1	36.1	37.5	36.1	35.2	33.3	32.2	29.6	26.7	23.0	20.4	17.4	15.1
86 19 A R				10.7	13.3																		
86 21 U *		1.3		8.8																			
86 21 U R		3.7		14.7																			
86 21 U A		5.5		22.2																			
87 8 A R				12.0	9.7	12.0	14.3	15.8	17.6	20.4	33.9	33.1	32.0	30.9	37.8	35.7	34.3	31.5	29.4	25.4	23.2	19.8	15.0
87 15 UC R				12.0	8.6	10.7	12.7	14.1	15.6	18.1	28.4	27.7	29.2	28.2	27.7	26.2	24.1	22.1	19.9	17.2	16.4	14.0	12.2
87 15 A R				12.0	8.1	9.9	11.8	13.1	14.6	16.9	29.4	28.6	31.3	30.2	29.7	28.0	33.2	30.5	27.5	23.7	21.9	18.7	16.2
87 15 A A				15.0	16.7	20.6	24.5	27.2	30.2	34.9	42.5	41.5	41.8	40.3	39.6	37.4	37.8	34.7	31.3	27.0	27.3	23.4	20.3
87 19 A R	2.0	4.0		8.9	11.1																		
88 8 A R				12.0	9.9	12.2	14.5	16.1	17.8	20.7	33.5	32.7	31.6	30.5	33.4	31.5	30.3	27.8	28.4	24.6	19.2	16.4	15.0
88 19 A R				8.9	11.1																		
88 20 U U				17.0																			

Frequency	Age group																					
Product Source Year	12	13	14	15	16	17	18	19	20	21 - 24	25 - 29	30 - 34	35 - 39	40 - 44	45 - 49	50 - 54	55 - 59	60 - 64	65 - 69	70 - 74	75 - 79	80 - 84	85+
89 8 A R				12.0	9.1	11.2	13.3	14.8	16.4	19.0	29.3	28.6	27.6	26.7	32.1	30.3	29.1	26.8	21.6	18.7	21.7	18.5	15.0
89 19 A R	6.7	13.3		10.7	13.3																		
89 20 U U				23.0																			
89 21 UC R		5.0		15.0																			
89 21 UC A		10.0		24.0																			
90 8 A R				12.0	8.2	9.3	10.4	13.0	14.5	16.5	28.7	29.4	28.7	27.7	35.8	33.2	30.0	26.1	26.6	22.6	16.0	13.0	12.0
90 16 A R				10.0	11.4	12.9	14.5	18.0	20.2	22.9	23.7	24.3	39.7	38.4	32.0	29.7	36.3	31.7	28.9	24.6	20.7	16.8	14.5
90 17 UC R				7.1	8.1	9.2	10.3	12.8	14.3	16.2	16.8	17.2	26.5	25.6	24.8	23.0	26.7	23.3	21.3	18.1	15.2	12.4	10.6
90 19 A R				12.2	13.8																		
90 22 U R				15.0	17.0	19.4	21.7	27.0															
91 8 A R				12.0	10.5	11.9	13.4	16.6	18.6	21.1	29.6	30.3	29.6	28.6	32.4	30.1	27.2	23.7	26.7	22.7	13.3	10.8	12.0
91 19 A R	2.7	5.3		12.2	13.8																		
91 22 U R				14.2	16.2	18.4	20.6	25.6															
92 8 A R				12.0	8.2	9.3	10.4	13.0	14.5	16.5	28.0	28.7	28.0	27.0	34.1	31.7	28.6	24.9	24.8	21.1	18.1	14.7	12.0
92 18 A R													29.0										
92 18 A A													32.0										
92 19 A R				15.0	17.0																		
92 22 U R				16.5	18.7	21.3	23.9	29.7															
93 8 A R				12.0	8.3	9.5	10.7	13.2	14.8	16.8	25.0	25.6	25.0	24.1	33.0	30.6	27.6	24.1	20.5	17.4	14.9	12.1	12.0
93 19 A R	2.7	5.3		13.1	14.9																		
93 21 UC R		3.0		15.0																			
93 22 U R				15.0	17.0	19.4	21.7	27.0															
94 8 A R				12.0	9.2	10.4	11.7	14.5	16.3	18.5	21.2	21.8	21.2	20.5	32.0	29.7	26.8	23.3	17.2	14.6	15.7	12.7	12.0
94 17 UC R				4.6	5.2	5.9	6.6	8.3	9.3	10.5	10.9	11.1	26.4	25.6	17.6	16.3	21.3	18.6	16.9	14.4	12.1	9.8	8.5
94 19 A R				11.2	12.8																		
94 22 U R				12.7	14.5	16.5	18.4	22.9															
95 8 A R				12.0	8.2	9.3	10.5	13.0	14.6	16.5	21.7	22.3	21.7	21.0	31.5	29.3	26.4	23.0	22.6	19.2	15.8	12.8	12.0
95 16 A R				8.3	9.5	10.8	12.1	15.0	16.8	19.1	19.8	20.2	24.4	23.6	31.1	28.8	29.8	25.9	23.7	20.2	17.0	13.8	11.8
95 19 A R	2.7	5.3		12.2	13.8																		
95 22 U R				20.2	23.0	26.1	29.3	36.4															
95 23 UC R				13.1	14.9																		
95 23 UC A				26.2	29.8																		

Frequency				Age group																						
Product				12	13	14	15	16	17	18	19	20	21-24	25-29	30-34	35-39	40-44	45-49	50-54	55-59	60-64	65-69	70-74	75-79	80-84	85+
Source																										
Year																										
46	9	U	U				3.9	5.0	6.2	11.1	12.2	14.6	14.3	12.8	12.0	10.7	9.1	7.9	6.5	5.6	4.4	3.5	2.6	2.0	1.7	1.7
63	6	UC	R				15.5	19.8	24.6	29.9	32.9	39.3	38.6	33.1	30.9	28.8	24.4	21.4	13.4	11.5	9.0	7.2	2.4	1.8	1.6	1.6
63	6	UC	A				15.5	19.8	24.6	41.8	46.0	55.0	54.0	44.5	41.5	39.5	33.5	29.4	21.1	18.1	14.2	11.4	4.8	3.6	3.1	3.1
63	6	A	R				15.5	19.8	24.6	29.9	32.9	39.4	38.7	33.3	31.1	29.1	24.7	21.7	13.5	11.6	9.1	7.3	2.4	1.8	1.6	1.6
63	6	A	A				15.5	19.8	24.6	41.9	46.1	55.1	54.1	44.7	41.7	39.7	33.7	29.5	21.4	18.3	14.4	11.5	4.8	3.6	3.1	3.1
67	5	UC	U				19.2	24.5	30.5	36.7	40.3	48.2	47.4	42.3	39.5	35.3	29.9	26.2	18.6	15.9	8.8	7.1	2.4	1.8	1.6	1.6
68	10	U	U				25.4	32.4	40.3	48.5	53.3	63.7	62.6	55.9	52.2	46.6	48.4	43.9	36.9	38.3	19.8	15.9	12.0	8.9	7.8	7.8
68	18	A	R	5.0																						
68	18	A	A	10.0																						
69	1	UC	U				21.4	27.4	34.0	41.0	45.1	53.9	52.9	47.3	44.1	39.4	33.4	29.3	23.9	20.5	16.1	12.9	6.1	4.5	3.9	3.9
69	12	U	U				22.9	29.3	36.3	43.7	48.1	57.5	56.5	50.5	47.1	42.1	35.7	31.3	25.6	21.9	17.2	13.8	10.4	7.7	6.7	6.7
70	1	UC	U				22.7	29.0	36.0	43.4	47.7	57.0	56.0	50.0	46.7	41.7	35.4	31.0	25.4	21.7	17.0	13.7	6.1	4.5	3.9	3.9
71	1	UC	U				22.0	28.2	35.0	42.1	46.3	55.4	54.4	48.6	45.4	40.5	34.3	30.1	24.6	21.1	16.5	13.3	6.1	4.5	3.9	3.9
71	2	A	R				24.4	31.2	38.7	46.6	51.3	61.3	60.2	53.8	50.2	44.8	38.0	33.3	27.2	23.3	18.3	14.7	11.1	8.2	7.2	7.2
71	3	UC	U				27.3	34.9	43.3	52.1	57.4	52.6	51.7	46.1	40.0	35.8	35.3	30.9	24.8	21.2	13.2	10.6	6.1	4.5	3.9	3.9
71	7	U	U		16.0			47.0																		
71	18	A	R				43.0																			
71	18	A	A				60.0																			
72	1	UC	U				22.0	28.2	35.0	42.1	46.3	55.4	54.5	48.6	45.4	40.5	34.4	30.1	24.6	21.1	16.5	13.3	6.1	4.5	3.9	3.9
72	2	A	R				24.5	31.3	38.9	46.8	51.4	61.5	60.4	54.0	50.4	45.0	38.1	33.5	27.3	23.4	18.3	14.8	11.2	8.3	7.2	7.2
72	5	UC	U			16.9	21.7	27.7	34.4	41.4	45.6	54.5	47.8	42.7	35.3	31.5	27.6									
72	7	U	U		12.0			47.0																		
72	12	U	U				23.7	30.4	37.7	45.4	49.9	59.7	58.7	52.4	48.9	43.6	37.0	32.5	26.5	22.7	17.8	14.3	10.8	8.0	7.0	7.0
72	18	A	R					49.0																		
72	18	A	A					57.0																		
73	1	UC	U				22.1	28.2	35.0	42.2	46.4	55.5	54.5	48.7	45.4	40.5	34.4	30.2	24.7	21.1	16.5	13.3	6.1	4.5	3.9	3.9
73	2	A	R				25.3	32.3	40.1	48.3	53.2	63.6	62.4	55.8	52.0	46.5	39.4	34.6	28.2	24.2	19.0	15.2	11.5	8.5	7.4	7.4
73	4	UC	R				24.6	31.4	39.0	46.9	51.6	61.7	60.7	54.2	50.5	45.1	38.3	33.6	27.4	23.5	18.4	14.8	11.2	8.3	7.2	7.2
73	7	U	U		10.0			45.0																		
73	18	A	R						54.0																	
73	18	A	A						60.0																	
74	1	UC	U				23.4	29.9	37.1	44.7	49.1	58.8	57.7	51.5	48.1	43.0	36.4	32.0	26.1	22.3	17.5	14.1	6.1	4.5	3.9	3.9
74	2	A	R				26.1	33.4	41.4	49.9	54.9	65.6	64.4	57.5	53.7	48.0	40.7	35.7	29.2	24.9	19.6	15.7	11.9	8.8	7.7	7.7
74	7	U	U		12.0			45.0																		
74	18	A	R							57.0																
74	18	A	A							72.0																
75	1	UC	U				21.9	28.0	34.7	41.8	46.0	55.0	54.0	48.2	45.3	40.4	34.3	30.1	27.1	23.2	18.2	14.6	6.1	4.5	3.9	3.9
75	2	A	R				26.2	33.5	41.5	50.0	55.0	65.8	64.6	57.7	53.9	48.1	40.8	35.8	29.2	25.0	19.6	15.8	11.9	8.8	7.7	7.7
75	7	U	U		13.0			45.0																		
76	1	UC	U				23.3	29.8	37.0	44.6	49.0	58.6	57.6	51.4	45.0	40.2	34.1	29.9	29.8	25.5	20.0	16.1	6.1	4.5	3.9	3.9
76	2	A	R				27.7	35.4	43.9	52.9	58.2	69.6	68.4	61.0	57.0	50.9	43.1	37.8	30.9	26.4	20.8	16.7	12.6	9.4	8.1	8.1
76	7	U	U		12.0			40.0																		
76	14	UC	R				23.3	29.8	37.0	41.8	45.9	54.9	54.0	48.2	45.0	40.2	34.1	29.9	24.4	20.9	16.4	13.2	6.1	4.5	3.9	3.9
76	14	A	R				23.3	29.8	37.0	41.8	45.9	54.9	54.0	48.2	45.0	40.2	34.1	29.9	24.4	20.9	16.4	13.2	6.1	4.5	3.9	3.9
76	14	A	A				27.1	34.7	43.1	50.4	55.4	66.2	65.1	58.1	54.2	48.4	41.1	36.0	29.4	25.2	19.8	15.9	9.8	7.3	6.3	6.3
77	1	UC	U				20.5	26.2	32.5	39.1	43.0	51.5	50.6	45.2	42.5	38.0	32.2	28.3	27.2	23.3	18.3	14.7	6.1	4.5	4.0	4.0
77	2	A	R				24.8	31.7	39.4	47.4	52.1	62.4	61.3	54.7	51.1	45.6	38.7	33.9	27.7	23.7	18.6	15.0	11.3	8.4	7.3	7.3
77	7	U	U		11.0			40.0																		
77	8	U	R				25.0	27.9	34.7	41.7	45.9	54.9	53.9	47.6	44.5	35.5	30.1	29.8	24.4	24.6	19.3	13.5	10.2	5.3	4.7	4.7
77	12	U	U				15.3	19.6	24.3	29.3	32.2	38.5	37.8	33.8	31.5	28.2	23.9	20.9	17.1	14.6	11.5	9.2	7.0	5.2	4.5	4.5
77	14	A	R				19.4	24.8	30.8	38.0	41.8	50.0	49.2	43.9	41.0	36.6	31.0	27.2	22.2	19.0	14.9	12.0	6.1	4.5	4.0	4.0
77	14	A	A				23.3	29.8	37.0	47.9	52.6	62.9	61.8	55.2	51.5	46.0	39.0	34.2	28.0	23.9	18.8	15.1	9.8	7.3	6.3	6.3
77	18	A	R										56.0													
77	18	A	A										59.0													
78	1	UC	U				19.5	25.0	31.0	37.4	41.1	49.1	48.3	43.1	44.8	40.0	33.9	29.8	29.9	25.6	20.0	16.1	6.1	4.6	4.0	4.0
78	2	A	R				25.6	32.7	40.6	48.9	53.8	64.3	63.2	56.4	52.7	47.0	39.9	35.0	28.6	24.4	19.2	15.4	11.7	8.7	7.5	7.5
78	7	U	U		10.0			38.0																		
78	14	A	R				19.4	24.8	30.8	41.7	45.8	54.8	53.9	48.1	44.9	40.1	34.0	29.8	24.4	20.8	16.3	13.1	6.1	4.6	4.0	4.0
78	14	A	A				23.3	29.8	37.0	53.9	59.3	70.9	69.7	62.2	58.1	51.9	44.0	38.6	31.5	27.0	21.2	17.0	9.8	7.3	6.3	6.3

Frequency	Age group																					
Product Source Year	12	13	14	15	16	17	18	19	20	21 - 24	25 - 29	30 - 34	35 - 39	40 - 44	45 - 49	50 - 54	55 - 59	60 - 64	65 - 69	70 - 74	75 - 79	80 - 84	85+
79 1 UC U				18.6	23.8	29.6	35.6	39.2	46.9	46.0	41.1	44.7	39.9	33.9	29.7	29.9	25.6	20.1	16.1	6.1	4.6	4.0	4.0
79 2 A R				24.9	31.9	39.5	47.6	52.4	62.6	61.5	54.9	51.3	45.8	38.8	34.0	27.8	23.8	18.7	15.0	11.3	8.4	7.3	7.3
79 7 U U		8.0			34.0																		
79 14 UC R				19.4	24.8	30.8	39.2	43.1	51.5	50.6	45.2	42.2	37.7	31.9	28.0	22.9	19.6	15.4	12.4	6.1	4.6	4.0	4.0
79 14 A R				19.4	24.8	30.8	39.2	43.1	51.5	50.6	45.2	42.2	37.7	31.9	28.0	22.9	19.6	15.4	12.4	6.1	4.6	4.0	4.0
79 14 A A				23.3	29.8	37.0	47.8	52.5	62.8	61.7	55.1	51.4	45.9	38.9	34.2	27.9	23.9	18.7	15.1	9.8	7.3	6.3	6.3
80 1 UC U				20.9	23.3	26.1	29.2	37.2	39.0	42.1	42.1	37.6	36.1	35.8	33.6	24.1	21.1	19.2	15.5	6.1	4.7	4.5	2.9
80 7 U U		6.0			33.0																		
80 8 A R				17.0	24.1	27.0	30.2	38.5	40.3	43.6	40.5	40.8	39.2	38.8	27.4	26.1	22.9	20.9	14.8	13.3	3.7	3.5	3.0
80 14 UC R				17.8	19.9	22.3	20.7	26.3	27.6	29.8	29.8	30.0	28.8	28.5	26.8	25.6	22.4	20.4	16.5	6.1	4.7	4.5	2.9
80 14 A R				17.8	19.9	22.3	20.7	26.3	27.6	29.8	29.8	30.0	28.8	28.5	26.8	25.6	22.4	20.4	16.5	6.1	4.7	4.5	2.9
80 14 A A				22.3	24.9	27.8	26.2	33.4	35.0	37.8	37.8	38.1	36.5	36.2	34.0	32.5	28.4	25.9	20.9	9.8	7.5	7.2	4.6
81 1 UC U				21.0	23.4	26.2	29.3	37.4	39.1	42.3	42.3	37.7	36.1	35.8	33.6	30.2	26.4	24.1	19.4	6.1	4.7	4.5	2.9
81 8 A R				17.0	23.2	25.9	29.0	37.0	38.7	41.8	35.9	36.2	34.8	34.5	28.1	26.8	23.5	21.4	12.4	11.1	6.4	6.1	3.0
81 11 U R			6.5	7.1																			
81 11 U A	0.0	0.0	13.7	14.9																			
81 14 A R				17.8	19.9	22.3	24.6	31.4	32.9	35.5	35.5	35.8	34.3	34.0	32.0	30.5	26.7	24.3	19.7	6.1	4.7	4.5	2.9
81 14 A A				22.3	24.9	27.8	29.4	37.5	39.2	42.4	42.4	42.7	41.0	40.6	38.2	36.4	31.9	29.1	23.5	9.8	7.5	7.2	4.6
81 18 A R											48.0												
81 18 A A											48.0												
81 19 A R	0.7	1.3		21.7	24.3																		
82 1 UC U				19.9	22.2	24.8	27.8	35.4	37.1	40.1	40.1	34.5	33.1	32.8	30.8	27.8	24.3	22.2	17.9	6.2	4.7	4.5	2.9
82 8 A R				17.0	21.1	23.7	26.5	33.7	35.3	38.2	38.2	38.5	36.9	36.6	31.0	29.5	25.8	23.6	12.5	11.2	3.4	3.2	3.0
82 12 U U				19.0	21.3	23.8	26.7	34.0	35.5	38.4	38.4	38.7	37.1	36.8	34.6	33.0	28.9	26.3	21.3	19.0	14.6	14.0	8.9
82 14 A R				17.8	19.9	22.3	25.5	32.5	34.0	36.7	38.8	39.2	30.3	30.0	28.2	26.9	22.6	20.6	16.6	6.2	4.7	4.5	2.9
82 14 A A				22.3	24.9	27.8	37.5	47.8	50.0	54.0	54.8	55.2	40.7	40.3	37.9	36.2	26.0	23.7	19.1	9.9	7.6	7.2	4.6
82 19 A R	0.7	1.3		18.0	20.0																		
83 1 UC U				19.9	22.2	24.9	27.9	35.5	37.1	40.1	40.1	36.6	35.1	34.8	32.7	23.0	20.1	18.3	14.8	6.2	4.7	4.5	2.9
83 8 A R				17.0	19.2	21.5	24.0	30.6	32.1	34.6	37.6	37.9	36.4	36.1	28.1	26.8	23.5	21.4	10.4	9.3	8.1	7.8	3.0
83 14 A R				17.8	19.9	22.3	21.8	27.7	29.0	31.3	29.6	29.8	31.3	31.0	29.1	27.8	22.2	20.3	16.4	6.2	4.7	4.5	2.9
83 14 A A				22.3	24.9	27.8	28.6	36.4	38.1	41.2	41.2	41.5	39.8	39.5	37.1	35.4	31.0	28.3	22.8	9.9	7.6	7.3	4.6
83 15 A R				17.8	19.9	22.3	21.4	27.3	28.6	30.9	30.9	31.1	29.9	29.6	27.8	26.5	23.2	21.2	17.1	6.2	4.7	4.5	2.9
83 19 A R	1.3	2.7		17.0	19.0																		
84 8 A R				17.0	20.0	22.4	25.1	32.0	33.5	36.2	37.2	37.5	36.0	35.7	33.1	31.6	27.6	25.2	14.9	13.3	5.1	4.9	3.0
84 13 U U					22.0																		
84 15 A R				17.0	18.3	20.5	22.9	29.2	30.6	33.0	41.8	42.2	34.4	34.1	32.0	30.6	21.6	19.7	15.9	14.3	5.5	5.3	3.4
84 15 A A				20.0	29.4	32.9	36.8	46.9	49.1	53.0	54.8	55.2	39.6	39.2	36.9	35.2	27.6	25.2	20.3	18.2	8.9	8.5	5.4
84 19 A R				15.1	16.9																		
85 8 A R				17.0	19.4	21.7	24.3	30.9	32.4	35.0	37.6	37.9	36.3	36.0	30.9	29.5	25.8	23.5	13.5	12.1	6.1	5.8	3.0
85 15 UC R				17.0	17.5	19.6	22.0	28.0	29.3	31.7	39.8	40.2	34.4	34.1	32.0	30.5	14.4	13.2	10.6	9.5	5.5	5.3	3.4
85 15 A R				17.0	18.2	20.4	22.8	29.0	30.4	32.8	40.8	41.2	35.4	35.1	33.0	31.5	15.6	14.3	11.5	10.3	5.5	5.3	3.4
85 15 A A				20.0	26.0	29.1	32.6	41.5	43.4	46.9	50.8	51.2	42.7	42.3	39.8	38.0	18.0	16.5	13.3	11.9	8.9	8.5	5.4
85 16 UC R				20.1	22.4	25.1	28.1	35.8	37.5	40.5	40.5	40.9	36.8	36.5	38.6	36.8	28.3	25.8	20.8	18.7	14.3	13.7	8.7
85 16 A R				20.2	22.6	25.3	28.3	36.1	37.8	40.8	40.8	41.2	37.2	36.8	38.9	37.1	28.3	25.8	20.8	18.7	14.3	13.7	8.7
85 16 A A				21.6	24.2	27.0	30.3	38.6	40.4	43.6	43.6	44.0	42.5	42.1	42.6	40.7	31.1	28.4	22.9	20.5	15.7	15.1	9.6
85 19 A R	0.7	1.3		13.2	14.8																		
86 8 A R				17.0	17.1	19.1	21.4	27.3	28.5	30.8	38.0	38.3	36.7	36.4	27.5	26.3	23.0	21.0	17.0	15.3	6.8	6.5	3.0
86 17 UC R				14.4	16.1	18.0	20.2	25.7	26.9	29.1	29.1	29.3	34.6	34.4	24.8	23.7	18.3	16.7	13.5	12.1	9.3	8.9	5.6
86 17 A A				17.1	19.1	21.4	23.9	30.5	31.9	34.5	34.5	34.7	40.1	39.7	28.5	27.2	21.1	19.2	15.5	13.9	10.6	10.2	6.5
86 19 A R				14.2	15.8																		
86 21 U *		2.4		11.2																			
86 21 U R		4.8		16.7																			
86 21 U A		6.4		23.9																			
87 8 A R				17.0	17.3	19.4	21.7	27.7	29.0	31.3	35.1	35.4	34.0	33.7	31.4	30.0	26.2	23.9	13.2	11.9	6.7	6.4	3.0
87 15 UC R				17.0	19.3	21.7	24.2	30.9	32.3	34.9	36.8	37.1	30.2	29.9	28.1	26.8	16.9	15.4	12.4	11.1	5.6	5.3	3.4
87 15 A R				17.0	19.3	21.7	24.2	30.9	32.3	34.9	36.8	37.1	30.2	29.9	28.1	26.8	16.9	15.4	12.4	11.1	5.6	5.3	3.4
87 15 A A				20.0	26.4	29.6	33.1	42.2	44.2	47.7	46.8	47.2	37.5	37.2	34.9	33.3	19.3	17.6	14.2	12.7	8.9	8.5	5.4
87 19 A R	2.0	4.0		14.2	15.8																		

Frequency	Age group																					
Product Source Year	12	13	14	15	16	17	18	19	20	21 - 24	25 - 29	30 - 34	35 - 39	40 - 44	45 - 49	50 - 54	55 - 59	60 - 64	65 - 69	70 - 74	75 - 79	80 - 84	85+
88 8 A R				17.0	18.1	20.2	22.7	28.9	30.2	32.7	36.3	36.6	35.1	34.8	29.9	28.5	24.9	22.7	13.1	11.8	6.4	6.1	3.0
88 19 A R				14.2	15.8																		
88 20 U U				24.0																			
89 8 A R				17.0	16.9	18.9	21.2	27.0	28.2	30.5	35.5	35.8	34.4	34.1	29.8	28.4	24.8	22.7	16.8	15.1	6.8	6.5	3.0
89 19 A R	5.3	10.7		16.1	17.9																		
89 20 U U				30.0																			
89 21 UC R		5.0		20.0																			
89 21 UC A		9.0		29.0																			
90 8 A R				17.0	14.2	15.9	17.8	22.7	23.7	25.6	34.8	35.1	33.7	33.4	31.4	30.0	26.3	23.9	17.7	15.8	7.5	7.2	3.0
90 16 A R				13.8	15.4	17.3	19.4	24.7	25.8	27.9	27.9	28.1	33.2	32.9	32.7	31.2	28.3	25.8	20.8	18.6	14.3	13.7	8.7
90 17 UC R				11.9	13.2	14.8	16.6	21.1	22.1	23.9	23.9	24.1	34.2	33.9	26.5	25.3	20.9	19.1	15.4	13.8	10.6	10.1	6.4
90 19 A R				18.0	20.0																		
90 22 U R				23.7	26.4	29.6	33.1	42.2															
91 8 A R				17.0	14.6	16.4	18.4	23.4	24.5	26.5	31.2	31.5	30.2	29.9	31.5	30.0	26.3	24.0	15.2	13.6	5.0	4.8	3.0
91 19 A R	3.3	6.7		17.0	19.0																		
91 22 U R				20.6	23.0	25.8	28.9	36.8															
92 8 A R				17.0	13.5	15.2	17.0	21.6	22.6	24.4	34.4	34.7	33.2	33.0	33.5	32.0	28.0	25.5	18.6	16.6	8.7	8.3	3.0
92 18 A R													36.0										
92 18 A A													40.0										
92 19 A R				17.0	19.0																		
92 22 U R				20.6	23.0	25.8	28.9	36.8															
93 8 A R				17.0	12.4	13.9	15.6	19.8	20.8	22.4	28.5	28.7	27.5	27.3	31.0	29.6	25.9	23.6	18.5	16.5	6.3	6.0	3.0
93 19 A R	3.3	6.7		17.0	19.0																		
93 21 UC R		4.0		19.0																			
93 22 U R				19.8	22.2	24.8	27.8	35.4															
94 8 A R				17.0	13.0	14.5	16.3	20.7	21.7	23.4	29.7	29.9	28.7	28.5	31.4	30.0	26.2	23.9	14.2	12.7	7.4	7.1	3.0
94 17 UC R				11.9	13.2	14.8	16.6	21.1	22.1	23.9	23.9	24.1	29.1	28.9	32.7	31.2	21.9	20.0	16.2	14.5	11.1	10.6	6.8
94 19 A R				18.9	21.1																		
94 22 U R				22.1	24.7	27.7	31.0	39.5															
95 8 A R				17.0	13.5	15.1	16.9	21.5	22.5	24.3	29.9	30.1	28.9	28.6	29.4	28.1	24.6	22.4	16.0	14.3	7.4	7.1	3.0
95 16 A R				12.3	13.8	15.4	17.3	22.0	23.0	24.9	24.9	25.1	33.1	32.9	26.6	25.4	23.0	20.9	16.9	15.1	11.6	11.1	7.1
95 19 A R	2.6	5.4		16.1	17.9																		
95 22 U R				14.5	16.2	18.1	20.3	25.9															
95 23 UC R				17.0	19.0																		
95 23 UC A				31.2	34.8																		

Frequency	Age group																					
Product Source Year	12	13	14	15	16	17	18	19	20	21 - 24	25 - 29	30 - 34	35 - 39	40 - 44	45 - 49	50 - 54	55 - 59	60 - 64	65 - 69	70 - 74	75 - 79	80 - 84	85+
56 13 UC R				13.4	16.6	26.4	31.4	34.8	38.7	44.8	46.3	38.5	37.2	35.9	19.5	18.4	17.7	5.1	4.6	4.0	3.5	3.0	2.6
56 13 A R				13.3	16.7	35.5	42.5	47.5	52.5	51.0	52.0	58.6	59.7	60.3	62.7	62.1	60.3	53.2	49.6	44.8	40.6	39.5	39.5
71 3 UC R								52.3	58.1														
71 6 U U				15.0	25.1	30.7	36.7	41.0	45.4	44.1	44.9	45.8	46.7	47.1	46.7	46.2	44.9	43.6	40.6	36.7	33.3	32.4	32.4
71 14 UC R																							
71 14 UC A																							
73 5 A R								57.1	63.2														
74 2 U U				30.7	38.8	47.4	56.8	63.5	70.2	68.2	68.4	69.7	62.3	62.9	62.3	61.8	60.0	55.5	51.7	46.7	25.3	24.6	24.6
75 1 UC *				13.1	16.3	20.1	23.9	26.6	29.5	34.1	41.7	40.7	38.8	37.4	36.7	34.7	36.4	33.5	30.1	26.0	21.7	18.6	16.1
75 1 UC R				17.0	21.2	26.1	31.1	34.5	38.3	44.3	49.7	48.5	46.3	44.7	43.9	41.4	40.7	37.4	33.7	29.1	27.1	23.2	20.1
75 1 A R				19.1	24.1	29.5	35.3	39.4	43.6	42.3	54.9	55.9	57.2	57.7	57.2	56.7	54.0	52.5	48.9	44.2	30.3	29.6	29.6
77 2 U U				24.5	30.9	37.9	45.3	50.6	56.0	54.4	50.5	51.5	54.3	54.8	54.3	53.8	52.3	36.4	33.9	30.7	25.3	24.6	24.6
77 4 A R				15.0	27.6	33.7	40.4	45.1	49.9	48.5	49.9	50.9	51.9	52.3	49.1	48.6	47.2	45.9	42.7	42.3	38.4	37.4	37.4
78 3 UC R								40.4	44.8														
78 15 UC R				14.3	17.8	22.0	26.1	29.0	32.2	37.3	38.6	37.6	36.3	35.1	34.4	32.5	31.2	28.7	25.8	22.3	19.8	16.9	14.7
78 15 A R				18.1	22.8	27.9	33.4	37.3	41.2	40.0	40.8	41.6	42.4	42.8	42.4	42.0	40.8	39.7	36.9	33.4	30.2	29.4	29.4
79 16 UC U				23.0	28.6	35.2	41.8	46.4	33.5	38.8	40.1	39.1	35.4	34.1	33.5	31.5	30.2	27.8	29.1	25.1	22.3	19.0	16.5
79 16 A U				22.7	28.6	35.0	41.9	46.8	52.5	51.0	52.0	53.0	49.5	49.9	49.5	51.5	50.1	48.6	33.1	29.9	27.1	26.4	26.4
80 2 U U				25.7	32.4	39.6	47.4	53.0	58.6	56.9	58.4	59.5	53.3	53.8	53.3	52.8	51.3	35.5	33.0	29.8	25.3	24.6	24.6
80 4 A R				15.0	29.8	36.5	43.7	48.8	53.9	52.4	44.0	44.8	45.7	46.1	48.4	47.9	46.6	45.3	42.1	42.4	38.4	37.4	37.4
81 1 UC *				18.0	22.4	27.6	32.9	36.5	40.5	46.9	45.6	44.5	34.3	33.1	32.5	30.7	20.3	18.6	16.8	14.5	16.3	13.9	12.1
81 1 UC R				19.8	24.7	30.4	36.1	40.1	44.5	51.6	54.0	52.7	39.7	38.3	37.6	35.6	22.6	20.7	18.6	16.1	16.3	13.9	12.1
81 1 A R				21.4	27.0	33.1	39.6	44.3	48.9	47.5	57.4	58.5	48.6	49.0	48.6	48.1	33.5	32.5	30.3	27.4	25.3	24.6	24.6
81 8 U U				16.0	20.2	24.8	29.6	33.1	36.6	35.6													
82 7 UC U				19.7	24.5	30.2	35.9	39.8	35.2	40.8	42.2	45.0	43.4	39.5	38.8	33.4	32.1	29.5	26.5	29.2	25.9	22.1	19.2
83 2 U A				22.9	28.9	35.3	42.3	47.3	52.3	50.8	45.6	46.4	43.2	43.6	43.2	42.8	41.6	36.5	33.9	30.7	25.3	24.6	24.6
85 9 UC R				14.5	18.0	22.2	26.3	29.2	32.5	37.6	38.9	37.9	34.1	32.9	34.6	32.7	29.5	27.1	24.4	21.1	18.7	16.0	13.9
85 9 A A				21.3	26.9	32.9	39.4	44.1	48.7	47.3	48.2	49.2	46.6	47.0	50.2	49.8	45.7	44.4	41.3	37.4	33.9	33.0	33.0
85 10 UC R				17.3	21.6	26.6	31.6	35.1	38.9	45.1	46.6	45.5	43.9	42.4	37.5	35.4	34.5	31.7	28.5	24.7	21.9	18.7	16.2
85 10 A A				22.4	28.3	34.6	41.4	46.3	51.2	49.7	50.7	51.7	52.7	53.2	45.7	45.3	40.0	38.9	36.2	32.7	29.7	28.9	28.9
86 2 U A				16.3	20.6	25.2	30.1	33.7	37.2	36.2	41.6	42.4	36.2	36.5	36.2	35.9	34.9	24.6	22.9	20.7	20.2	19.7	19.7
86 11 U *		2.2		10.3																			
86 11 U R		3.2		12.8																			
86 11 U A		13.2		22.0																			
86 17 U R		2.4		13.2																			
87 2 U U				15.7	19.8	24.3	29.1	32.5	35.9	34.9	45.6	46.4	40.0	40.3	40.0	39.6	40.6	39.4	36.7	33.2	20.2	19.7	19.7
89 2 U A				19.3	24.4	29.9	35.8	40.0	44.2	42.9	49.5	50.5	43.2	43.6	43.2	42.8	41.6	32.1	29.8	27.0	20.3	19.7	19.7
89 9 UC R				16.4	20.4	25.2	29.9	33.2	36.8	42.7	44.1	43.0	38.4	37.0	32.1	30.3	32.3	29.7	16.1	13.9	12.3	10.6	9.2
89 9 A A				22.6	28.5	34.9	41.8	46.7	51.6	50.1	51.1	52.1	49.8	50.2	45.1	44.7	42.9	41.6	34.5	31.2	28.3	27.5	27.5
89 10 UC R				13.4	16.7	20.5	24.4	27.1	30.0	34.8	36.0	35.1	33.9	32.7	31.1	29.4	28.5	26.1	23.5	20.3	18.0	15.4	13.4
89 10 A A				16.9	21.3	26.1	31.3	34.9	38.6	37.5	38.2	39.0	39.7	40.1	38.0	37.6	31.2	30.3	28.2	25.5	23.1	22.5	22.5
90 2 U A				16.9	21.1	26.0	30.9	34.3	38.0	44.0	50.6	49.4	43.6	42.1	41.3	39.0	37.5	33.0	29.7	25.7	22.0	18.8	16.3
91 2 U A				16.0	19.9	24.5	29.1	32.3	35.8	41.5	45.6	44.4	45.7	44.1	43.3	40.9	39.3	33.0	29.7	25.7	22.1	18.9	16.4
92 2 U A				15.5	19.2	23.7	28.2	31.3	34.7	40.2	44.5	43.4	39.3	38.0	37.3	35.2	33.8	30.9	27.8	24.0	22.1	18.9	16.4
92 2 U A				15.9	19.8	24.3	28.9	32.1	37.8	43.8	43.1	45.9	44.1	41.3	40.5	37.2	35.7	32.4	29.2	25.2	22.1	18.9	16.4
92 12 U A				18.8	23.4	28.9	34.3	38.1	37.1	43.0	44.5	41.1	42.3	42.4	41.6	34.0	32.7	28.6	25.7	22.2	22.1	18.9	16.4
93 2 U A				17.8	22.2	27.3	32.4	36.0	40.0	46.3	47.9	46.7	45.1	43.5	42.7	40.4	38.8	35.6	32.1	27.7	22.2	19.0	16.5
94 11 UC R		5.0		17.0																			
94 17 UC *				11.1																			
94 17 UC R		3.9		16.2																			

Frequency	Age group																					
Product Source Year	12	13	14	15	16	17	18	19	20	21 - 24	25 - 29	30 - 34	35 - 39	40 - 44	45 - 49	50 - 54	55 - 59	60 - 64	65 - 69	70 - 74	75 - 79	80 - 84	85+
56 13 UC R																							
56 13 A R																							
71 3 UC R								37.4	44.7														
71 6 U U				15.0	22.4	27.8	33.5	36.8	44.1	43.3	38.7	36.1	32.2	27.3	24.0	19.6	16.7	13.1	10.6	8.0	5.9	5.2	5.2
71 14 UC R				22.7	29.0	36.0	26.0	25.0	18.0														
71 14 UC A				20.4	26.1	32.4	38.9	42.8	51.2														
73 5 A R																							
74 2 U U				24.0	30.8	38.2	46.0	50.6	60.5	59.4	50.6	47.2	52.6	44.6	39.2	32.0	27.4	17.1	13.7	10.4	10.7	9.3	9.3
75 1 UC *				22.5	28.8	35.8	43.1	47.4	56.6	55.6	47.7	44.6	32.0	27.2	23.8	19.5	19.0	14.9	12.0	9.1	10.7	9.3	9.3
75 1 UC R				22.5	28.8	35.8	43.1	47.4	56.6	55.6	47.7	44.6	32.1	27.3	23.9	19.5	19.0	14.9	12.0	9.1	10.7	9.3	9.3
75 1 A R				22.5	28.8	35.8	43.1	47.4	56.6	55.6	47.7	44.6	32.1	27.3	23.9	19.5	19.0	14.9	12.0	9.1	10.7	9.3	9.3
77 2 U U				22.7	29.1	36.1	43.4	47.8	57.1	56.1	49.7	46.4	43.6	37.0	32.4	26.5	22.7	20.9	16.8	12.7	10.7	9.3	9.3
77 4 A R				15.0	24.3	30.1	36.3	39.9	47.7	46.9	33.1	30.8	27.5	23.4	21.2	17.3	14.8	11.6	9.3	12.2	9.1	7.9	7.9
78 3 UC R								39.9	47.7														
78 15 UC R				18.7	24.0	29.8	35.8	39.4	47.1	46.3	41.3	38.6	34.4	29.2	25.6	20.9	17.9	14.1	11.3	8.5	6.3	5.5	5.5
78 15 A R				18.7	24.0	29.8	35.8	39.4	47.1	46.3	41.3	38.6	34.4	29.2	25.6	20.9	17.9	14.1	11.3	8.5	6.3	5.5	5.5
79 16 UC U				22.2	28.4	35.3	42.4	46.7	39.9	39.2	35.0	32.7	25.7	21.8	19.1	12.3	10.5	8.2	13.6	10.3	7.6	6.6	6.6
79 16 A U				22.2	28.4	35.3	42.4	46.7	40.7	40.0	35.7	33.3	26.0	22.0	19.3	12.9	11.0	8.6	13.6	10.3	7.6	6.6	6.6
80 2 U U				22.3	28.6	35.5	42.7	47.0	56.1	55.2	41.4	38.7	47.5	40.3	35.3	28.9	24.7	16.1	13.0	9.8	10.7	9.3	9.3
80 4 A R				15.0	24.4	30.2	36.4	40.1	47.9	47.1	31.4	29.3	26.2	22.2	23.0	18.8	16.1	12.6	10.2	12.3	9.1	7.9	7.9
81 1 UC *				20.7	26.5	32.9	39.6	43.6	52.1	51.2	47.3	44.2	34.2	29.0	25.5	20.8	14.9	11.7	9.4	7.1	10.7	9.3	9.3
81 1 UC R				20.7	26.5	32.9	39.6	43.6	52.1	51.2	47.3	44.2	34.2	29.0	25.5	20.8	14.9	11.7	9.4	7.1	10.7	9.3	9.3
81 1 A R				20.7	26.5	32.9	39.6	43.6	52.1	51.2	47.3	44.2	34.2	29.0	25.5	20.8	14.9	11.7	9.4	7.1	10.7	9.3	9.3
81 8 U U				21.3	27.3	33.9	40.8	44.9	53.6	52.7													
82 7 UC U				15.9	20.3	25.2	30.3	33.3	39.5	38.8	34.6	29.6	26.4	22.4	19.7	17.1	14.6	12.3	9.8	6.1	4.5	3.9	3.9
83 2 U A				18.8	24.0	29.8	35.9	39.5	47.2	46.4	40.4	37.7	34.1	28.9	25.4	20.7	17.7	14.8	11.9	9.0	10.7	9.3	9.3
85 9 UC R				15.6	20.0	24.8	29.8	32.8	39.3	38.6	34.4	32.1	33.4	28.4	16.6	13.6	14.1	11.0	8.9	6.7	5.0	4.3	4.3
85 9 A A				19.4	24.8	30.8	37.1	40.8	48.8	48.0	42.8	40.0	43.1	36.5	28.4	23.2	18.2	14.3	11.5	8.7	6.4	5.6	5.6
85 10 UC R				16.4	21.0	26.1	31.4	34.6	41.3	40.6	36.3	33.8	30.2	25.6	27.5	22.4	19.0	14.9	12.0	9.1	6.7	5.8	5.8
85 10 A A				19.8	25.4	31.5	37.9	41.7	49.9	49.0	43.8	40.8	36.5	30.9	31.9	26.0	20.1	15.8	12.7	9.6	7.1	6.2	6.2
86 2 U A				14.6	18.7	23.2	28.0	30.8	36.8	36.1	41.4	38.6	35.3	30.0	26.3	21.5	18.4	12.2	9.8	7.4	10.8	9.4	9.4
86 11 U *		1.9		11.5																			
86 11 U R		2.7		15.5																			
86 11 U A		9.3		26.7																			
86 17 U R		2.1		14.4																			
87 2 U U				16.0	20.5	25.5	30.7	33.7	40.3	39.6	45.5	42.5	28.3	24.0	21.0	17.2	17.4	13.7	11.0	8.3	10.8	9.4	9.4
89 2 U A				16.0	20.4	25.3	30.5	33.5	40.1	39.4	43.4	40.5	38.0	32.2	28.3	23.1	19.8	15.8	12.7	9.6	10.8	9.4	9.4
89 9 UC R				16.9	21.6	26.9	32.3	35.6	42.5	41.8	37.3	34.8	35.2	29.9	21.6	17.7	17.5	13.8	11.4	8.6	6.4	5.6	5.6
89 9 A A				19.2	24.6	30.5	36.7	40.4	48.3	47.5	42.4	39.6	40.4	34.3	29.1	23.8	21.5	16.9	14.1	10.7	7.9	6.9	6.9
89 10 UC R				18.0	23.1	28.6	34.5	37.9	45.3	44.5	39.8	37.1	33.1	28.1	31.3	25.6	18.0	14.1	11.3	8.6	6.4	5.5	5.5
89 10 A A				20.1	25.7	31.9	38.4	42.3	50.5	49.6	44.3	41.4	36.9	31.3	34.3	28.1	18.0	14.1	11.3	8.6	6.4	5.5	5.5
90 2 U A				17.8	19.9	22.3	25.0	31.8	33.3	36.0	42.8	43.2	31.3	31.0	29.1	27.8	24.3	12.9	10.4	9.3	11.2	10.8	6.8
91 2 U A				20.8	23.2	26.0	29.1	37.1	38.8	41.9	38.8	39.2	31.3	31.0	29.1	27.8	24.3	16.4	13.2	11.8	11.3	10.8	6.9
92 2 U A				16.0	17.9	20.0	22.4	28.6	29.9	32.3	34.9	35.1	28.0	27.8	26.1	24.9	21.8	16.4	13.2	11.9	11.4	10.9	6.9
92 2 U A				15.3	17.0	19.1	21.4	27.2	34.9	37.7	38.0	39.0	36.2	32.7	30.7	24.4	21.3	15.6	12.6	11.3	11.4	10.9	6.9
92 12 U A				14.0	15.6	17.5	19.6	24.9	30.5	33.0	34.4	33.4	32.7	28.3	26.6	22.7	19.8	12.4	10.0	9.0	11.4	10.9	6.9
93 2 U A				18.6	20.8	23.3	26.1	33.2	34.7	37.5	37.5	37.8	36.3	36.0	33.8	32.3	28.2	25.7	20.8	18.6	11.4	10.9	6.9
94 11 UC R		4.0		18.0																			
94 17 UC *				13.5																			
94 17 UC R		5.4		19.0																			

Frequency	Age group																					
Product Source Year	12	13	14	15	16	17	18	19	20	21 - 24	25 - 29	30 - 34	35 - 39	40 - 44	45 - 49	50 - 54	55 - 59	60 - 64	65 - 69	70 - 74	75 - 79	80 - 84	85+
28 37 U U				30.0	51.5	63.1	75.5	84.4	93.3	90.6	92.4	94.1	95.9	96.8	95.9	95.0	92.4	89.7	83.5	75.5	68.4	66.6	66.6
38 37 U U				30.0	51.5	63.1	75.5	84.4	93.3	90.6	92.4	94.1	95.9	96.8	95.9	95.0	92.4	89.7	83.5	75.5	68.4	66.6	66.6
48 1 MC U				30.0	48.8	55.5	62.3	77.4	66.7	75.8	75.1	77.0	76.6	74.0	70.2	65.2	58.9	46.0	42.0	35.7	30.1	24.4	21.0
48 1 A U				30.0	46.6	57.0	68.2	76.2	80.8	78.5	83.2	84.8	84.4	85.2	84.4	83.6	81.3	94.6	88.1	79.6	72.1	70.3	70.3
49 1 MC U				30.0	43.2	49.2	55.1	68.5	65.8	74.8	70.2	71.9	74.4	71.9	68.2	63.3	57.2	44.8	40.9	34.8	29.3	23.8	20.5
49 1 A U				30.0	42.0	51.5	61.6	68.9	79.8	77.5	80.3	81.8	84.4	85.2	84.4	83.6	81.3	91.3	84.9	76.8	69.6	67.8	67.8
50 1 MC U				30.0	38.3	47.2	56.1	62.3	60.4	69.9	70.8	69.1	70.1	67.7	66.4	62.7	60.3	44.5	40.1	34.6	30.7	26.2	22.7
50 1 A U				30.0	39.0	47.8	57.2	63.9	72.7	70.6	78.3	79.8	81.4	82.2	81.4	80.7	78.4	86.8	80.8	73.1	66.2	64.5	64.5
51 1 MC U				30.0	38.3	47.2	56.1	62.3	60.4	69.9	70.9	69.1	70.2	67.7	66.5	62.8	60.3	49.2	44.3	38.3	33.9	29.0	25.1
51 1 A U				30.0	39.0	47.8	57.2	63.9	72.7	70.6	79.3	80.8	81.4	82.2	81.4	80.7	78.4	90.2	83.9	75.9	68.8	67.0	67.0
52 1 MC U				30.0	35.3	43.5	51.7	57.4	55.0	63.7	67.8	66.2	68.1	65.7	64.5	60.9	58.6	46.9	42.2	36.5	32.3	27.6	24.0
52 1 A U				30.0	36.8	45.0	53.9	60.3	68.6	66.6	76.3	77.7	80.4	81.2	80.4	79.7	77.4	88.0	81.9	74.1	67.1	65.4	65.4
53 1 MC U				30.0	35.3	43.5	51.7	57.4	54.1	62.7	67.9	66.2	68.2	65.8	64.6	61.0	58.6	49.3	44.4	38.3	34.0	29.0	25.2
53 1 A U				30.0	36.0	44.1	52.8	59.0	67.5	65.6	75.3	76.7	79.4	80.2	79.4	78.7	76.5	86.9	80.9	73.2	66.3	64.6	64.6
54 1 MC U				30.0	34.6	42.6	50.6	56.2	55.9	64.8	66.9	65.2	67.2	64.9	63.7	60.1	57.8	49.4	44.4	38.4	34.0	29.1	25.2
54 1 A U				30.0	35.3	43.2	51.7	57.8	68.6	66.6	74.2	75.7	79.4	80.2	79.4	78.7	76.5	89.2	83.0	75.1	68.0	66.2	66.2
55 1 MC U				30.0	35.3	43.5	51.7	57.4	52.4	60.7	67.9	66.2	66.2	63.8	62.7	59.2	56.9	45.8	41.3	35.7	31.6	27.0	23.4
55 1 A U				30.0	36.8	45.0	53.9	60.3	64.5	62.6	75.2	76.7	78.4	79.2	78.4	77.7	75.5	88.1	82.0	74.1	67.2	65.4	65.4
56 1 MC U				30.0	39.1	48.2	57.2	63.5	57.7	66.8	67.9	66.2	69.4	66.9	65.7	62.1	59.6	52.9	47.6	41.1	36.4	31.2	27.0
56 1 A U				30.0	41.3	50.6	60.5	67.6	68.6	66.6	73.3	74.7	79.5	80.2	79.5	78.7	76.5	88.1	82.0	74.1	67.2	65.4	65.4
56 21 UC R	28.0	25.0	44.0	47.0																			
57 1 MC U				30.0	44.3	54.6	64.9	72.1	54.1	62.7	66.9	65.2	67.3	64.9	63.7	60.2	57.8	52.9	47.6	41.2	36.5	31.2	27.1
57 1 A U				30.0	45.0	55.1	66.0	73.8	66.5	64.6	73.3	74.7	77.5	78.2	77.5	76.8	74.6	88.1	82.0	74.2	67.2	65.4	65.4
57 22 UC R	18.6	33.0	38.3	38.6	36.0																		
58 1 MC U				30.0	40.6	50.0	59.4	66.0	55.9	64.8	65.8	64.2	67.3	64.9	63.7	60.2	57.8	49.4	44.4	38.4	34.0	29.1	25.2
58 1 A U				30.0	42.0	51.5	61.6	68.9	67.5	65.6	67.3	68.6	77.5	78.2	77.5	76.8	74.6	80.3	74.7	67.6	61.2	59.6	59.6
58 23 UC R	6.3	14.2	24.4	29.2																			
59 1 MC U				30.0	45.1	55.6	66.0	73.3	55.0	63.7	65.8	64.2	67.3	64.9	63.8	60.2	57.9	56.4	50.7	43.8	38.8	33.2	28.8
59 1 A U				30.0	46.6	57.0	68.2	76.2	66.5	64.6	72.3	73.7	74.5	75.2	74.5	73.8	71.7	84.7	78.8	71.2	64.5	62.9	62.9
59 24 UC A	9.8	19.6	22.9	29.4	36.6	45.1	53.6	59.5															
60 1 MC U				30.0	48.9	60.2	71.5	79.4	59.5	68.9	64.8	63.2	68.4	66.0	64.8	61.2	58.8	53.9	48.6	42.0	37.2	31.8	27.6
60 1 A U				30.0	48.8	59.7	71.5	79.9	71.6	69.6	72.3	73.7	78.5	79.3	78.5	77.8	75.6	76.8	71.5	64.6	58.5	57.0	57.0
61 1 MC U				30.0	45.9	56.5	67.1	74.5	59.5	68.9	60.8	59.3	65.2	62.9	61.8	58.4	56.1	53.8	48.4	41.9	37.1	31.7	27.5
61 1 A U				30.0	46.6	57.0	68.2	76.2	72.7	70.6	67.3	68.6	75.5	76.2	75.5	74.8	72.7	78.9	73.4	66.4	60.1	58.6	58.6
62 1 MC U				30.0	45.9	56.5	67.1	74.5	55.0	63.7	59.7	58.3	64.2	61.9	60.8	57.4	55.2	51.4	46.2	40.0	35.4	30.2	26.3
62 1 A U				30.0	47.3	57.9	69.3	77.5	68.6	66.6	66.4	67.6	74.5	75.2	74.5	73.8	71.7	76.6	71.3	64.4	58.4	56.9	56.9
63 1 MC U				30.0	42.1	51.9	61.6	68.4	57.7	66.8	60.8	59.3	57.8	55.7	54.7	51.7	49.7	48.9	44.0	38.0	33.7	28.8	25.0
63 1 A U				30.0	43.5	53.3	63.8	71.3	70.6	68.6	68.3	69.7	71.5	72.1	71.5	70.8	68.8	70.9	66.0	59.7	54.0	52.6	52.6
63 25 UC U				33.9	42.1	51.9	61.7	68.5	76.0	66.6	68.9	67.2	64.9	62.7	61.5	58.1	55.8	51.3	46.1	39.9	35.3	30.2	26.2
63 25 A U				34.6	43.7	53.5	64.0	71.5	79.1	66.4	67.7	69.0	70.3	71.0	70.3	69.7	67.7	65.8	61.2	55.3	50.1	48.8	48.8
64 1 MC U				30.0	42.1	51.9	61.6	68.4	54.1	62.7	55.7	54.3	61.0	58.9	57.8	54.6	52.4	52.3	47.1	40.7	36.1	30.8	26.7
64 1 A U				30.0	43.5	53.3	63.8	71.3	67.5	65.6	63.4	64.6	73.5	74.2	73.5	72.8	70.8	76.4	71.1	64.3	58.2	56.7	56.7
65 1 MC U				30.0	37.6	46.3	55.0	61.1	55.9	64.8	56.7	55.3	59.9	57.8	56.8	53.6	51.5	51.1	46.0	39.8	35.2	30.1	26.1
65 1 A U				30.0	39.0	47.8	57.2	63.9	69.6	67.6	66.4	67.6	71.5	72.2	71.5	70.8	68.8	76.3	71.0	64.2	58.2	56.7	56.7
65 5 UC R	12.7	25.3	20.7	26.6	33.1																		
66 1 MC U				30.0	40.6	50.0	59.4	66.0	53.3	61.7	59.7	58.3	59.9	57.8	56.8	53.6	51.5	51.1	46.0	39.7	35.2	30.1	26.1
66 1 A U				30.0	42.8	52.4	62.7	70.1	67.5	65.6	68.3	69.7	71.5	72.2	71.5	70.8	68.9	76.3	71.0	64.2	58.1	56.6	56.6
66 3 UC R	9.0	17.0	27.0	38.0																			
66 4 UC R	4.0	5.0	16.0	22.0																			
66 5 UC R	11.3	22.7	22.2	28.6	35.6																		
66 26 UC U			29.5																				
67 1 MC U				30.0	39.1	48.2	57.2	63.5	54.1	62.7	56.7	55.3	59.9	57.8	56.8	53.6	51.5	52.2	47.0	40.6	36.0	30.8	26.7
67 1 A U				30.0	41.3	50.6	60.5	67.6	69.6	67.6	64.4	65.6	73.5	74.2	73.5	72.8	70.8	74.1	68.9	62.3	56.5	55.0	55.0
68 1 MC U				30.0	42.8	52.8	62.7	69.6	52.4	60.7	57.7	56.3	61.0	58.8	57.8	54.6	52.4	53.3	48.0	41.5	36.7	31.4	27.3
68 1 A U				30.0	43.5	53.3	63.8	71.3	66.5	64.6	66.4	67.6	72.5	73.2	72.5	71.8	69.8	75.1	69.9	63.2	57.3	55.8	55.8
69 1 MC U				30.0	39.8	49.1	58.3	64.7	55.0	63.7	60.7	59.2	57.8	55.7	54.7	51.7	49.7	51.0	45.9	39.7	35.1	30.0	26.1
69 1 A U				30.0	41.3	50.6	60.5	67.6	69.6	67.6	69.3	70.7	72.5	73.2	72.5	71.8	69.8	72.9	67.8	61.3	55.6	54.1	54.1
70 1 MC U				25.0	41.3	50.9	60.5	67.2	51.5	59.6	60.7	59.2	58.9	56.8	55.8	52.7	50.6	53.3	48.0	41.5	36.7	31.4	27.3
70 1 A U				25.0	42.0	51.5	61.6	68.9	66.5	64.6	69.4	70.7	71.5	72.2	71.5	70.8	68.9	75.1	69.9	63.2	57.3	55.8	55.8
71 1 MC U				25.0	39.8	49.1	58.3	64.7	50.6	58.6	55.7	54.3	53.6	51.7	50.7	47.9	46.0	49.9	45.0	38.8	34.4	29.4	25.5
71 1 A U				25.0	41.3	50.6	60.5	67.6	63.5	61.6	66.4	67.7	66.5	67.1	66.5	65.9	64.0	70.8	65.9	59.6	54.0	52.5	52.5

Frequency	Age group																					
Product Source Year	12	13	14	15	16	17	18	19	20	21 - 24	25 - 29	30 - 34	35 - 39	40 - 44	45 - 49	50 - 54	55 - 59	60 - 64	65 - 69	70 - 74	75 - 79	80 - 84	85+
72 1 MC U				25.0	38.3	47.2	56.1	62.3	53.3	61.7	54.6	53.3	54.6	52.7	51.7	48.9	47.0	48.8	43.9	38.0	33.6	28.8	25.0
72 1 A U				25.0	40.5	49.6	59.4	66.4	66.5	64.6	64.4	65.7	70.5	71.2	70.5	69.8	67.9	69.7	64.9	58.7	53.1	51.8	51.8
72 2 UC A				25.0	32.3	39.8	47.3	52.5	48.8	56.5	56.6	55.2	56.7	54.7	53.7	55.0	52.9	54.6	49.2	42.5	37.6	32.2	27.9
73 1 MC U				25.0	36.8	45.4	53.9	59.9	55.0	63.7	53.6	52.3	52.5	50.6	49.7	46.9	45.1	47.7	42.9	37.1	32.9	28.1	24.4
73 1 A U				25.0	38.3	46.9	56.1	62.7	70.6	68.6	64.4	65.7	68.5	69.1	68.5	67.8	65.9	72.0	67.0	60.6	54.9	53.4	53.4
74 1 MC U				25.0	36.1	44.5	52.8	58.6	48.8	56.5	55.6	54.2	54.6	52.7	51.7	48.8	46.9	46.6	41.9	36.2	32.1	27.4	23.8
74 1 A U				25.0	36.0	44.1	52.8	59.0	62.4	60.6	65.4	66.7	69.5	70.1	69.5	68.8	66.9	67.6	62.9	56.9	51.5	50.2	50.2
74 2 UC A				25.0	31.6	38.9	46.2	51.3	46.2	53.5	56.6	55.2	56.7	54.7	53.7	53.9	51.8	51.3	46.1	39.9	35.3	30.2	26.2
74 7 UC R	6.0																						
74 27 UC R					37.5																		
75 1 MC U				25.0	36.8	45.4	53.9	59.9	47.0	54.5	46.5	45.4	52.4	50.6	49.7	46.9	45.1	47.8	43.0	37.2	32.9	28.2	24.4
75 1*MC U				25.0	29.9	36.8	43.7	48.5	53.9	62.4	46.5	45.4	48.4	46.7	45.9	51.6	49.5	45.5	43.4	37.5	33.3	28.4	24.7
75 1 A U				25.0	39.0	47.8	57.2	63.9	63.5	61.6	58.5	59.6	65.4	66.1	65.4	64.8	63.0	67.7	63.0	56.9	51.6	50.2	50.2
75 1* A U				25.0	36.4	44.5	53.3	59.6	65.9	64.0	58.5	59.6	61.8	62.4	61.8	68.8	66.9	65.0	65.4	59.2	53.6	52.2	52.2
75 6 UC *	4.8	7.1	5.6	6.0	4.5																		
75 6 UC R	8.2	14.7	19.4	26.2	23.8																		
75 7 UC R	6.1	12.3																					
76 1 MC U				25.0	28.2	34.7	41.2	45.8	50.8	58.8	48.6	47.4	47.4	45.7	44.9	49.5	47.5	43.6	36.6	31.6	28.0	24.0	20.8
76 1 A U				25.0	32.6	39.9	47.8	53.4	59.0	57.3	59.5	60.6	61.8	62.4	61.8	66.8	64.9	63.0	55.7	50.3	45.6	44.4	44.4
76 2 UC A				25.0	29.3	36.1	42.9	47.6	41.7	48.3	48.6	47.4	51.5	49.7	48.8	49.9	48.0	46.8	42.1	36.4	32.2	27.5	23.9
76 7 UC R		14.3	16.7																				
77 1 MC U				25.0	27.6	34.0	40.4	44.9	49.8	57.7	46.6	45.4	44.3	42.7	42.0	43.1	41.4	38.1	36.7	31.7	28.1	24.0	20.8
77 1 A U				25.0	33.3	40.7	48.7	54.5	60.2	58.5	58.4	59.6	60.8	61.4	60.8	62.7	60.9	59.2	61.2	55.3	50.1	48.8	48.8
77 7 UC R			18.8	24.2																			
78 1 MC U				25.0	27.0	33.3	39.6	43.9	48.8	56.5	44.6	43.5	44.3	42.7	41.9	42.0	40.4	37.1	34.4	29.7	26.3	22.5	19.5
78 1 A U				25.0	31.3	38.4	45.9	51.3	56.7	55.1	53.5	54.5	57.8	58.4	57.8	60.6	58.9	57.2	54.7	49.4	44.8	43.6	43.6
78 2 UC A				25.0	26.3	32.4	38.5	42.8	39.9	46.3	48.6	47.4	49.4	47.7	46.8	49.0	47.0	44.8	40.3	34.8	30.8	26.4	22.9
78 7 UC R				23.0	28.6																		
78 28 UC R	7.3																						
79 1 MC U				25.0	28.2	34.8	41.3	45.9	50.9	59.0	46.6	45.4	44.3	42.7	41.9	40.9	39.3	36.1	34.5	29.8	26.4	22.5	19.6
79 1 A U				25.0	32.6	40.0	47.8	53.5	59.1	57.4	57.4	58.5	57.8	58.4	57.8	57.5	55.9	54.3	55.8	50.5	45.7	44.5	44.5
79 6 UC R	4.3	9.0	15.8	21.1	21.6																		
79 8 UC R	10.4	29.0	20.6	33.3																			
79 9 UC R	0.0	4.8	8.3	23.4																			
80 1 MC U				20.0	25.9	31.9	37.9	42.0	46.6	54.0	47.6	46.4	44.3	42.7	41.9	45.2	43.4	39.9	32.2	27.8	24.7	21.1	18.3
80 1 A U				20.0	30.7	37.6	45.0	50.3	55.6	54.0	57.4	58.5	57.8	58.4	57.8	61.6	59.9	58.2	52.6	47.6	43.1	42.0	42.0
80 2 UC A				20.0	24.1	29.6	35.2	39.1	39.1	45.2	47.6	46.4	46.3	44.7	43.9	48.0	46.1	42.6	38.3	33.1	29.3	25.1	21.8
80 28 UC R	7.0																						
81 1 MC U				20.0	24.1	29.7	35.3	39.2	43.5	50.4	42.5	41.5	40.1	38.7	38.0	36.8	35.4	32.5	30.0	25.9	23.0	19.6	17.0
81 1 A U				20.0	28.2	34.5	41.3	46.1	51.0	49.5	52.5	53.5	52.8	53.3	52.8	54.5	52.9	51.4	49.4	44.7	40.5	39.4	39.4
81 10 UC R	7.0	24.0	24.0	23.0																			
82 1 MC U				20.0	24.6	30.4	36.1	40.0	44.4	51.5	38.5	37.5	38.0	36.7	36.0	34.8	33.4	30.7	31.3	27.0	24.0	20.5	17.8
82 1 A U				20.0	29.4	36.0	43.1	48.1	53.2	51.7	49.5	50.5	51.8	52.3	51.8	53.5	52.0	50.5	48.4	43.8	39.7	38.6	38.6
82 2 UC A				20.0	23.3	28.7	34.1	37.9	36.4	42.2	40.5	39.5	41.1	39.7	38.9	42.8	41.2	39.1	35.2	30.4	26.9	23.0	20.0
82 11 UC R	2.0	8.0	18.0	24.0	26.0																		
82 11 UC A	7.0	16.0	26.0	34.0	31.0																		
82 12 UC R	6.0	8.0	21.0	29.0																			
82 12 UC A	12.0	17.0	29.0	37.0																			
82 28 UC R		12.9	15.1																				
83 1 MC U				20.0	24.0	29.6	35.1	39.0	43.3	50.1	36.4	35.5	38.0	36.7	36.0	34.8	33.4	30.7	29.1	25.2	22.3	19.1	16.5
83 1 A U				20.0	28.7	35.1	42.1	47.0	52.0	50.5	47.5	48.5	49.9	50.3	49.9	49.4	48.0	46.6	47.5	42.9	38.9	37.9	37.9
83 16 U R		10.6		22.8																			
83 29 UC A		23.0	25.5																				

Frequency	Age group																					
Product Source Year	12	13	14	15	16	17	18	19	20	21 - 24	25 - 29	30 - 34	35 - 39	40 - 44	45 - 49	50 - 54	55 - 59	60 - 64	65 - 69	70 - 74	75 - 79	80 - 84	85+
84 1 MC U				20.0	22.1	27.2	32.4	35.9	39.9	46.2	42.5	41.5	36.0	34.7	34.1	36.9	35.5	32.6	28.1	24.3	21.5	18.4	16.0
84 1 A U				20.0	26.1	31.9	38.2	42.7	47.2	45.8	51.5	52.5	50.9	51.3	50.9	53.5	52.0	50.5	43.2	39.1	35.4	34.5	34.5
84 2 UC A				20.0	21.8	26.9	31.9	35.4	35.5	41.1	40.5	39.5	40.1	38.7	38.0	39.8	38.2	35.6	32.0	27.7	24.5	21.0	18.2
84 11 UC R	2.0	10.0	16.0	28.0	29.0																		
84 11 UC A	8.0	21.0	27.0	38.0	37.0																		
84 12 UC R	8.0	10.0	22.0	29.0																			
84 12 UC A	17.0	17.0	31.0	36.0																			
84 13 UC *	5.0	13.0	21.0	28.0																			
84 14 UC R				13.3	16.5	20.4	24.2	26.9	29.8	34.6	35.7	34.8	37.1	35.8	33.0	31.2	34.2	31.4	28.3	24.4	21.6	18.5	16.1
84 14 A A				17.1	21.5	26.4	31.6	35.3	39.0	37.9	38.6	39.4	48.9	49.3	44.2	43.8	43.6	42.4	39.4	35.7	32.3	31.5	31.5
85 1 MC U				20.0	24.3	30.0	35.6	39.5	43.9	50.8	40.5	39.5	37.0	35.7	35.0	30.6	29.4	27.0	28.1	24.3	21.5	18.4	16.0
85 1 A U				20.0	29.1	35.7	42.7	47.7	52.8	51.2	49.5	50.5	50.8	51.3	50.8	46.3	45.0	43.7	43.2	39.0	35.4	34.4	34.4
85 13 UC *	8.0	12.0	17.0	25.0																			
85 13 UC R	10.0	15.0	21.0	30.0																			
86 1 MC U				20.0	24.3	29.9	35.5	39.4	43.8	50.7	36.4	35.5	36.0	34.7	34.1	32.7	31.4	28.8	23.4	20.2	17.9	15.3	13.3
86 1 A U				20.0	27.2	33.3	39.9	44.6	49.2	47.8	42.6	43.4	47.9	48.3	47.9	45.3	44.0	42.7	36.5	33.0	29.9	29.1	29.1
86 2 UC A				20.0	22.6	27.8	33.0	36.6	36.4	42.2	37.4	36.5	38.0	36.7	36.0	35.7	34.3	34.6	31.1	26.9	23.8	20.4	17.7
86 11 UC R	2.0	5.0	6.0	18.0																			
86 11 UC A	7.0	9.0	13.0	24.0																			
86 12 UC R	2.0	7.0	11.0	24.0																			
86 12 UC A	5.0	12.0	15.0	27.0																			
86 13 UC *	3.0	10.0	16.0	20.0																			
86 13 UC R	5.0	12.0	18.0	24.0																			
86 15 UC R				14.8	18.4	22.7	26.9	29.9	33.2	38.5	39.8	38.8	55.1	53.2	55.8	52.7	49.2	45.2	40.6	35.1	31.1	26.6	23.1
86 15 A A				19.6	24.8	30.3	36.3	40.6	44.8	43.5	44.4	45.3	66.3	66.9	59.8	59.2	60.0	58.2	54.2	49.0	44.4	43.2	43.2
86 17 U *		4.7		13.1																			
86 17 U R		7.3		15.5																			
86 17 U A		11.6		19.9																			
86 18 U *		3.2		16.6																			
86 18 U R		4.7		18.6																			
86 18 U A		6.4		21.2																			
87 1 MC U				20.0	24.2	29.8	35.5	39.3	43.7	50.6	38.4	37.5	36.0	34.7	34.1	30.6	29.4	27.0	24.6	21.2	18.8	16.1	14.0
87 1 A U				20.0	27.2	33.2	39.8	44.5	49.2	47.8	44.6	45.5	49.8	50.3	49.8	43.2	42.0	40.8	38.7	35.0	31.7	30.9	30.9
87 13 UC *	4.0	6.0	12.0	20.0																			
87 13 UC R	4.0	8.0	15.0	25.0																			
88 2 UC A				20.0	21.0	25.9	30.8	34.2	32.8	38.0	37.4	36.5	38.1	36.7	36.1	33.6	32.3	31.1	28.0	24.2	21.4	18.3	15.9
88 11 UC R	2.0	5.0	8.0	17.0																			
88 11 UC A	4.0	10.0	15.0	24.0																			
90 2 UC A				20.0	21.0	25.9	30.8	34.2	33.7	39.1	36.4	35.5	35.0	33.8	33.2	28.5	27.4	28.9	26.0	22.4	19.9	17.0	14.8
90 11 UC R	2.0	6.0	10.0	25.0																			
90 11 UC A	6.0	11.0	18.0	35.0																			
90 12 UC R	4.0	8.0	16.0	22.0																			
90 12 UC A	10.0	17.0	26.0	30.0																			
90 17 U *		5.0		11.3																			
90 17 U R		7.8		14.6																			
90 17 U A		11.4		19.5																			
90 18 UC R		8.0		16.0																			
90 18 UC A		12.0		20.0																			
90 30 U R			4.0	8.0																			
90 30 U A	0.0	4.9	5.7	7.3																			
91 20 UC A				20.0	19.4	23.9	28.4	31.6	35.0	40.6	31.4	30.6	32.6	31.5	32.8	31.0	31.3	28.7	28.7	24.8	15.3	13.1	11.4
92 2 UC A				20.0	21.8	26.9	31.9	35.4	34.6	40.1	34.4	33.6	33.0	31.8	31.2	28.5	27.4	25.3	22.8	19.7	17.5	14.9	13.0
92 11 UC R	2.0	6.0	14.0	21.0																			
92 11 UC A	7.0	11.0	24.0	30.0																			
92 12 UC R	2.0	9.0	14.0	22.0																			
92 12 UC A	8.0	15.0	20.0	30.0																			
92 20 UC A				20.0	24.5	30.2	35.9	39.8	44.2	51.2	38.5	37.5	35.6	34.4	32.8	31.0	28.1	25.8	27.7	23.9	16.5	14.1	12.2
93 11 UC R	3.0	3.0	14.0	19.0																			
93 11 UC A	6.0	12.0	22.0	28.0																			
93 20 UC A				20.0	18.2	22.4	26.7	29.6	32.8	38.0	34.4	33.6	32.6	31.4	28.7	27.1	26.0	23.9	21.3	18.4	14.3	12.3	10.6

Annex A (continued)

Frequency	Age group																					
Product Source Year	12	13	14	15	16	17	18	19	20	21-24	25-29	30-34	35-39	40-44	45-49	50-54	55-59	60-64	65-69	70-74	75-79	80-84	85+
94 2 UC A				20.0	21.0	25.9	30.8	34.2	35.5	41.1	34.4	33.6	31.9	30.8	30.2	27.5	26.4	21.8	19.6	16.9	15.0	12.8	11.1
94 11 UC R	2.0	4.0	14.0	26.0																			
94 11 UC A	7.0	16.0	24.0	39.0																			
94 12 UC R	2.0	11.0	15.0	20.0																			
94 17 UC R		8.0		18.0																			
94 18 UC R		7.0		21.0																			
94 19 UC R		10.0		23.0																			
94 20 UC A				20.0	20.0	24.6	29.3	32.5	36.0	41.7	36.4	35.5	31.5	30.4	30.8	29.0	22.9	21.0	22.4	19.4	13.3	11.4	9.9
94 20 A A				20.0	20.5	25.3	30.1	33.4	37.1	42.9	40.5	39.5	38.7	37.3	40.0	37.8	32.3	29.6	31.0	26.8	24.3	20.8	18.1
95 20 UC A				20.0	20.6	25.4	30.2	33.5	37.2	43.1	39.5	38.5	31.5	30.4	30.8	29.1	25.0	22.9	19.2	16.6	12.2	10.4	9.0
95 20 A A				20.0	21.8	26.8	31.9	35.4	39.3	45.5	43.5	42.5	37.6	36.3	39.0	36.8	33.3	30.6	27.8	24.0	22.1	18.9	16.4
95 31 UC R				20.5	25.5																		
95 31 UC A				28.5	35.5																		
95 32 UC R				4.9	6.1																		
95 32 UC A				29.2	36.4																		
95 33 UC R				5.1	6.3																		
95 33 UC A				25.9	32.3																		
95 34 UC R				5.2	6.4																		
95 34 UC A				24.1	30.1																		
95 35 UC R				3.7	4.7																		
95 35 UC A				30.5	37.9																		
95 36 UC R				4.9	6.1																		
95 36 UC A				28.6	35.6																		

Annex A Prevalence of smoking – individual surveys. UK, females

Frequency	Age group																					
Product Source Year	12	13	14	15	16	17	18	19	20	21-24	25-29	30-34	35-39	40-44	45-49	50-54	55-59	60-64	65-69	70-74	75-79	80-84	85+
28 37 U U				10.0	10.0	11.2	12.6	16.0	16.8	18.1	18.1	18.2	17.5	17.3	16.3	15.6	13.6	12.4	10.0	9.0	6.9	6.6	4.2
38 37 U U				10.0	22.0	24.7	27.6	35.2	36.9	39.8	39.8	40.1	38.5	38.2	35.9	34.2	29.9	27.3	22.0	19.7	15.1	14.5	9.2
48 1 MC U				20.0	34.6	38.7	43.4	55.3	50.7	54.8	51.8	52.2	44.3	43.9	41.3	39.4	34.4	29.6	23.9	21.4	16.4	15.7	10.0
48 1 A U																							
49 1 MC U				20.0	26.6	29.7	33.3	42.4	49.8	53.8	54.8	55.2	46.4	46.0	43.3	41.3	36.1	30.9	24.9	22.3	17.1	16.4	10.4
49 1 A U																							
50 1 MC U				20.0	29.0	32.4	36.3	46.3	45.1	48.7	52.8	53.2	41.0	40.7	38.2	36.5	31.9	29.6	23.9	21.4	16.4	15.7	10.0
50 1 A U																							
51 1 MC U				20.0	22.5	25.2	28.3	36.0	40.4	43.6	51.8	52.2	42.2	41.8	39.3	37.5	32.8	27.0	21.8	19.5	15.0	14.3	9.1
51 1 A U																							
52 1 MC U				20.0	23.3	26.1	29.3	37.3	42.3	45.7	51.8	52.2	43.3	42.9	40.3	38.5	33.7	25.8	20.8	18.6	14.3	13.7	8.7
52 1 A U																							
53 1 MC U				20.0	20.9	23.4	26.2	33.4	40.4	43.6	48.8	49.2	43.3	43.0	40.4	38.5	33.7	29.7	24.0	21.5	16.5	15.7	10.0
53 1 A U																							
54 1 MC U				20.0	20.1	22.5	25.2	32.1	39.5	42.6	48.8	49.2	43.4	43.0	40.4	38.6	33.8	27.2	22.0	19.7	15.1	14.4	9.2
54 1 A U																							
55 1 MC U				20.0	20.9	23.4	26.2	33.4	36.6	39.6	50.8	51.2	44.5	44.1	41.5	39.6	34.6	28.5	23.0	20.6	15.8	15.1	9.6
55 1 A U																							
56 1 MC U				20.0	26.6	29.7	33.3	42.4	40.4	43.6	51.8	52.2	47.8	47.4	44.5	42.5	37.2	37.7	30.4	27.2	20.9	20.0	12.7
56 1 A U				20.0	26.6	29.7	33.3	42.4	41.3	44.7	47.0	57.0	49.3	48.9	45.9	39.3	34.4	37.7	30.4	27.2	20.9	20.0	12.7
56 21 UC R																							
57 1 MC U				20.0	32.2	36.0	40.4	51.4	43.2	46.7	54.8	55.2	50.0	49.5	46.5	44.4	38.9	36.4	29.4	26.3	20.2	19.3	12.3
57 1 A U																							
57 22 UC R	3.9	6.7	11.5	15.6	17.5																		
58 1 MC U				20.0	25.8	28.8	32.3	41.1	42.3	45.7	47.8	48.2	48.9	48.5	45.6	43.5	38.0	24.7	20.0	17.9	13.7	13.1	8.3
58 1 A U				20.0	25.8	28.8	32.3	41.1	42.3	45.7	46.0	51.0	51.3	50.9	47.8	40.4	35.4	24.7	20.0	17.9	13.7	13.1	8.3
58 23 UC R	0.3	2.5	4.1	4.8																			
59 1 MC U				20.0	26.6	29.7	33.3	42.4	44.2	47.7	54.8	55.2	53.3	52.8	49.6	47.4	41.4	24.7	20.0	17.9	13.7	13.1	8.3
59 1 A U																							
59 24 UC A	3.4	7.0	7.6	8.3	9.2	10.3	11.6	14.8															

Frequency	Age group																					
Product Source Year	12	13	14	15	16	17	18	19	20	21 - 24	25 - 29	30 - 34	35 - 39	40 - 44	45 - 49	50 - 54	55 - 59	60 - 64	65 - 69	70 - 74	75 - 79	80 - 84	85+
60 1 MC U				20.0	36.2	40.5	45.4	57.8	45.1	48.7	52.8	53.2	51.1	50.7	47.6	45.4	39.8	28.7	23.2	20.8	15.9	15.2	9.7
60 1 A U																							
61 1 MC U				20.0	36.2	40.5	45.4	57.8	47.9	51.8	49.8	50.2	54.4	54.0	50.7	48.4	42.3	31.3	25.3	22.7	17.4	16.6	10.6
61 1 A U				20.0	36.2	40.5	45.4	57.8	48.9	52.8	50.8	51.2	55.4	55.0	51.7	44.7	39.1	31.3	25.3	22.7	17.4	16.6	10.6
62 1 MC U				20.0	37.0	41.4	46.4	59.1	47.9	51.8	48.8	49.2	53.3	52.9	49.7	47.4	41.5	30.1	24.3	21.7	16.7	15.9	10.1
62 1 A U																							
63 1 MC U				20.0	31.4	35.1	39.4	50.1	47.0	50.8	48.8	49.2	55.5	55.1	51.7	49.4	43.2	31.4	25.3	22.7	17.4	16.6	10.6
63 1 A U				20.0	32.2	36.0	40.4	51.4	47.0	50.8	48.8	49.2	57.4	56.9	53.5	46.9	41.0	31.4	25.3	22.7	17.4	16.6	10.6
63 25 UC U				27.3	30.5	34.2	38.3	48.8	51.0	45.6	45.6	45.9	44.1	43.7	41.0	39.2	34.3	31.3	25.2	22.6	17.3	16.6	10.5
63 25 A U				27.3	30.5	34.2	38.3	48.8	51.0	46.8	46.8	47.2	45.2	44.9	42.2	40.2	35.2	32.1	25.9	23.2	17.8	17.0	10.8
64 1 MC U				20.0	32.2	36.0	40.4	51.4	46.0	49.7	50.8	51.2	52.3	51.8	48.7	46.5	40.7	28.8	23.2	20.8	16.0	15.3	9.7
64 1 A U																							
65 1 MC U				20.0	32.2	36.0	40.4	51.4	47.9	51.8	49.8	50.2	54.5	54.0	50.8	48.4	42.4	30.1	24.3	21.8	16.7	16.0	10.2
65 1 A U				20.0	32.2	36.0	40.4	51.4	47.9	51.8	49.8	50.2	55.4	54.9	51.6	49.0	42.9	30.1	24.3	21.8	16.7	16.0	10.2
65 5 UC R	3.3	6.7	16.3	17.7	19.8																		
66 1 MC U				20.0	37.8	42.3	47.4	60.4	49.8	53.8	49.8	50.2	56.7	56.2	52.8	50.4	44.1	34.1	27.5	24.6	18.9	18.1	11.5
66 1 A U																							
66 3 UC R																							
66 4 UC R																							
66 5 UC R	2.6	5.4	18.1	19.7	22.0																		
66 26 UC U			31.2																				
67 1 MC U				20.0	34.6	38.7	43.4	55.3	48.9	52.8	48.8	49.2	55.6	55.2	51.8	49.5	43.3	34.1	27.6	24.7	18.9	18.1	11.5
67 1 A U																							
68 1 MC U				20.0	37.0	41.4	46.4	59.1	49.8	53.8	46.8	47.2	55.6	55.2	51.8	49.5	43.3	31.5	25.5	22.8	17.5	16.7	10.6
68 1 A U				20.0	37.0	41.4	46.4	59.1	49.8	53.8	47.8	48.2	55.5	55.0	51.7	51.3	44.9	31.5	25.5	22.8	17.5	16.7	10.6
69 1 MC U				23.0	42.7	47.7	53.5	68.1	49.8	53.8	52.8	53.2	54.6	54.1	50.8	48.5	42.4	32.9	26.6	23.8	18.2	17.4	11.1
69 1 A U																							
70 1 MC U				23.0	41.8	46.8	52.5	66.8	50.7	54.8	50.8	51.2	54.6	54.1	50.9	48.5	42.5	34.3	27.7	24.8	19.0	18.2	11.6
70 1 A U																							
71 1 MC U				23.0	38.6	43.2	48.4	61.7	47.0	50.8	48.8	49.2	53.5	53.0	49.8	47.6	41.6	31.7	25.6	22.9	17.6	16.8	10.7
71 1 A U				23.0	39.4	44.1	49.4	63.0	47.0	50.8	48.8	49.2	52.4	52.0	48.8	49.1	43.0	31.7	25.6	22.9	17.6	16.8	10.7
72 1 MC U				23.0	37.0	41.4	46.4	59.1	45.1	48.7	50.8	51.2	52.4	51.9	48.8	46.6	40.8	33.1	26.7	23.9	18.3	17.5	11.2
72 1 A U				23.0	37.0	41.4	46.4	59.1	45.1	48.7	50.8	51.2	52.4	52.0	48.8	46.9	41.0	33.1	26.7	23.9	18.3	17.5	11.2
72 2 UC A				23.0	31.4	35.1	39.4	50.1	45.1	48.7	48.8	49.2	49.3	48.9	46.0	50.1	43.8	33.1	26.7	23.9	18.3	17.5	11.2
73 1 MC U				23.0	39.4	44.1	49.4	63.0	50.7	54.8	46.8	47.2	56.7	56.2	52.8	50.4	44.1	33.2	26.8	24.0	18.4	17.6	11.2
73 1 A U				23.0	39.4	44.1	49.4	63.0	50.7	54.8	47.8	48.2	55.5	55.0	51.7	54.2	47.4	33.2	26.8	24.0	18.4	17.6	11.2
74 1 MC U				23.0	37.8	42.3	47.4	60.4	47.0	50.8	51.8	52.2	56.6	56.1	52.8	50.3	44.0	34.6	27.9	25.0	19.2	18.3	11.7
74 1 A U				23.0	37.8	42.3	47.4	60.4	47.9	51.8	51.8	52.2	56.5	56.0	52.6	51.9	45.4	35.9	29.0	25.9	19.9	19.0	12.1
74 2 UC A				23.0	30.6	34.2	38.3	48.8	41.3	44.7	45.8	46.2	50.3	49.9	46.9	50.8	44.5	34.6	27.9	25.0	19.2	18.3	11.7
74 7 UC R	2.5																						
74 27 UC R					34.0																		
75 1 MC U				23.0	37.0	41.4	46.4	59.1	49.8	53.8	48.8	49.2	53.4	53.0	49.8	47.5	41.5	36.0	29.0	26.0	19.9	19.1	12.1
75 1*MC U				23.0	32.6	36.5	40.9	52.1	54.5	58.9	48.8	49.2	51.3	50.9	47.8	51.5	45.0	41.1	28.0	25.1	19.2	18.4	11.7
75 1 A U				23.0	37.0	41.4	46.4	59.1	49.8	53.8	48.8	49.2	52.4	51.9	48.8	52.0	45.5	37.3	30.1	27.0	20.7	19.8	12.6
75 1* A U				23.0	32.6	36.5	40.9	52.1	54.5	58.9	48.8	49.2	52.4	51.9	48.8	51.5	45.0	41.1	29.2	26.2	20.1	19.2	12.2
75 6 UC *	3.0	4.7	7.5	6.2	5.0																		
75 6 UC R	4.5	11.5	20.2	23.0	21.9																		
75 7 UC R	3.6	7.4																					
76 1 MC U				23.0	33.4	37.3	41.8	53.3	55.8	60.2	46.8	47.2	49.3	48.9	45.9	50.4	44.1	40.2	25.6	22.9	17.6	16.8	10.7
76 1 A U				23.0	34.0	38.1	42.6	54.3	56.9	61.4	47.8	48.2	50.3	49.9	46.9	50.4	44.1	40.2	25.6	22.9	17.6	16.8	10.7
76 2 UC A				23.0	27.4	30.6	34.3	43.7	42.3	45.7	42.8	43.2	46.2	45.8	43.1	49.0	42.8	32.1	25.9	23.2	17.8	17.0	10.8
76 7 UC R		12.8	13.8																				
77 1 MC U				23.0	30.8	34.4	38.6	49.1	51.4	55.6	45.8	46.2	48.3	47.8	45.0	50.4	44.1	40.2	28.1	25.2	19.3	18.5	11.7
77 1 A U				23.0	30.8	34.4	38.6	49.1	51.4	55.6	46.8	47.2	48.3	47.8	45.0	51.5	45.1	41.1	28.1	25.2	19.3	18.5	11.7
77 7 UC R			18.1	19.8																			
78 1 MC U				23.0	29.5	33.0	37.0	47.1	49.3	53.2	46.8	47.2	48.2	47.8	44.9	44.8	39.2	35.7	25.7	23.0	17.6	16.9	10.7
78 1 A U				23.0	29.5	33.0	37.0	47.1	49.3	53.2	47.8	48.2	48.2	47.8	44.9	45.9	40.2	36.6	26.9	24.1	18.5	17.7	11.3
78 2 UC A				23.0	26.6	29.7	33.3	42.4	40.4	43.6	41.8	42.2	44.1	43.8	41.1	44.9	39.3	32.5	26.2	23.5	18.0	17.2	10.9
78 7 UC R				22.0	24.6																		
78 28 UC R	2.1																						

Frequency	Age group																					
Product Source Year	12	13	14	15	16	17	18	19	20	21 - 24	25 - 29	30 - 34	35 - 39	40 - 44	45 - 49	50 - 54	55 - 59	60 - 64	65 - 69	70 - 74	75 - 79	80 - 84	85+
79 1 MC U				23.0	30.2	33.8	37.8	48.2	50.4	54.5	44.8	45.2	45.1	44.7	42.0	48.1	42.1	38.4	25.8	23.1	17.7	16.9	10.8
79 1 A U				23.0	30.8	34.5	38.6	49.2	51.5	55.6	44.8	45.2	46.2	45.8	43.0	49.2	43.1	39.3	27.0	24.2	18.5	17.7	11.3
79 6 UC R	4.9	11.8	17.3	22.8	18.7																		
79 8 UC R	13.4	16.4	16.4	25.5																			
79 9 UC R	0.0	9.3	13.7	20.0																			
80 1 MC U				25.0	26.2	29.3	32.9	41.9	43.8	47.3	44.8	45.2	45.1	44.7	42.0	51.5	45.1	41.1	25.8	23.1	17.7	17.0	10.8
80 1 A U				25.0	26.2	29.3	32.9	41.9	43.8	47.3	45.8	46.2	45.1	44.7	42.0	52.6	46.1	42.0	25.8	23.1	17.7	17.0	10.8
80 2 UC A				25.0	25.8	28.8	32.3	41.1	37.6	40.6	43.8	44.2	44.1	43.7	41.1	47.0	41.2	32.7	26.4	23.6	18.1	17.3	11.0
80 28 UC R	1.8																						
81 1 MC U				25.0	26.2	29.3	32.8	41.8	43.8	47.3	41.8	42.2	44.1	43.7	41.1	44.9	39.3	35.8	23.5	21.0	16.1	15.4	9.8
81 1 A U				25.0	26.2	29.3	32.8	41.8	43.8	47.3	42.8	43.2	44.1	43.7	41.1	46.0	40.2	36.7	24.7	22.1	17.0	16.2	10.3
81 10 UC R	9.0	37.0	35.0	38.0																			
82 1 MC U				25.0	24.8	27.8	31.1	39.6	41.5	44.8	37.8	38.2	42.0	41.6	39.1	46.0	40.3	36.7	26.1	23.4	17.9	17.1	10.9
82 1 A U				25.0	24.8	27.8	31.1	39.6	41.5	44.8	37.8	38.2	42.0	41.6	39.1	47.2	41.3	37.6	27.3	24.5	18.8	17.9	11.4
82 2 UC A				25.0	24.1	27.0	30.3	38.6	37.6	40.6	36.8	37.2	38.9	38.6	36.3	42.7	37.4	31.4	25.3	22.7	17.4	16.6	10.6
82 11 UC R	1.0	6.0	14.0	25.0	25.0																		
82 11 UC A	8.0	17.0	24.0	37.0	36.0																		
82 12 UC R	5.0	10.0	21.0	26.0																			
82 12 UC A	10.0	24.0	32.0	39.0																			
82 28 UC R		8.7	9.3																				
83 1 MC U				25.0	27.3	30.6	34.3	43.7	45.7	49.4	39.8	40.2	39.9	39.6	37.2	43.9	38.4	35.0	25.0	22.4	17.2	16.4	10.4
83 1 A U				25.0	27.3	30.6	34.3	43.7	45.7	49.4	40.8	41.2	41.0	40.6	38.2	43.9	38.4	35.0	25.0	22.4	17.2	16.4	10.4
83 16 U R		20.3		26.5																			
83 29 UC A		35.6	35.7																				
84 1 MC U				25.0	24.6	27.6	30.9	39.4	41.2	44.5	38.8	39.2	37.9	37.6	35.3	43.9	38.5	35.1	25.2	22.5	17.3	16.5	10.5
84 1 A U				25.0	24.6	27.6	30.9	39.4	41.2	44.5	39.8	40.2	37.9	37.6	35.3	45.1	39.4	36.0	25.2	22.5	17.3	16.5	10.5
84 2 UC A				25.0	25.8	28.8	32.3	41.1	33.8	36.5	35.9	36.2	36.9	36.5	34.3	41.6	36.4	31.4	25.4	22.7	17.4	16.6	10.6
84 11 UC R	2.0	9.0	19.0	28.0	30.0																		
84 11 UC A	8.0	22.0	30.0	37.0	45.0																		
84 12 UC R	3.0	12.0	22.0	34.0																			
84 12 UC A	11.0	22.0	34.0	41.0																			
84 13 UC *	5.0	14.0	23.0	26.0																			
84 14 UC R				18.6	20.8	23.3	26.1	33.2	34.8	37.5	37.5	37.9	35.4	35.1	31.1	29.7	36.4	33.2	26.8	24.0	18.4	17.6	11.2
84 14 A A				19.9	22.2	24.9	27.9	35.5	37.2	40.1	40.1	40.5	36.8	36.5	34.0	32.4	37.7	34.4	27.8	24.9	19.1	18.2	11.6
85 1 MC U				25.0	25.8	28.9	32.4	41.3	43.2	46.7	41.8	42.2	38.9	38.6	36.2	41.6	36.4	33.2	23.9	21.4	16.4	15.7	10.0
85 1 A U				25.0	25.8	28.9	32.4	41.3	43.2	46.7	41.8	42.2	39.9	39.6	37.2	41.6	36.4	33.2	23.9	21.4	16.4	15.7	10.0
85 13 UC *	7.0	13.0	21.0	25.0																			
85 13 UC R	11.0	17.0	25.0	29.0																			
86 1 MC U				25.0	26.4	29.6	33.2	42.2	44.2	47.8	36.9	37.2	40.9	40.6	38.1	38.2	33.5	30.5	21.4	19.2	14.7	14.1	8.9
86 1 A U				25.0	26.4	29.6	33.2	42.2	44.2	47.8	37.9	38.2	40.9	40.6	38.1	39.4	34.4	31.4	21.4	19.2	14.7	14.1	8.9
86 2 UC A				25.0	24.1	27.0	30.3	38.6	35.7	38.6	34.9	35.2	34.8	34.5	32.4	37.4	32.7	30.3	24.5	21.9	16.8	16.1	10.2
86 11 UC R	2.0	5.0	16.0	27.0																			
86 11 UC A	4.0	12.0	22.0	35.0																			
86 12 UC R	3.0	8.0	21.0	26.0																			
86 12 UC A	6.0	16.0	28.0	34.0																			
86 13 UC *	4.0	13.0	21.0	21.0																			
86 13 UC R	6.0	16.0	25.0	25.0																			
86 15 UC R				24.5	27.4	30.6	34.3	43.7	45.7	49.4	49.4	49.8	56.9	56.4	50.5	48.2	43.7	39.9	32.2	28.8	22.1	21.2	13.5
86 15 A A				25.3	28.2	31.6	35.4	45.1	47.2	51.0	51.0	51.4	59.6	59.1	51.9	49.5	45.0	41.0	33.1	29.7	22.7	21.8	13.8
86 17 U *		8.6		15.1																			
86 17 U R		12.1		20.3																			
86 17 U A		17.9		24.7																			
86 18 U *		3.5		19.9																			
86 18 U R		5.2		23.6																			
86 18 U A		7.1		28.2																			
87 1 MC U				25.0	27.0	30.3	33.9	43.2	45.2	48.8	37.9	38.2	37.9	37.5	35.3	39.3	34.4	31.4	25.2	22.6	17.3	16.6	10.5
87 1 A U				25.0	27.0	30.3	33.9	43.2	45.2	48.8	38.8	39.2	37.9	37.5	35.3	40.4	35.4	32.3	26.5	23.7	18.2	17.4	11.1
87 13 UC *	2.0	10.0	15.0	20.0																			
87 13 UC R	4.0	13.0	20.0	25.0																			

Frequency	Age group																					
Product / Source / Year	12	13	14	15	16	17	18	19	20	21 - 24	25 - 29	30 - 34	35 - 39	40 - 44	45 - 49	50 - 54	55 - 59	60 - 64	65 - 69	70 - 74	75 - 79	80 - 84	85+
88 2 UC A				25.0	22.5	25.2	28.3	36.0	34.8	37.6	34.9	35.2	35.8	35.5	33.4	36.3	31.7	29.2	23.6	21.1	16.2	15.5	9.8
88 11 UC R	0.0	4.0	12.0	22.0																			
88 11 UC A	1.0	9.0	19.0	31.0																			
90 2 UC A				25.0	25.8	28.8	32.3	41.1	36.6	39.6	33.9	34.1	33.8	33.5	31.5	30.9	27.0	28.0	22.6	20.2	15.5	14.8	9.4
90 11 UC R	2.0	9.0	16.0	25.0																			
90 11 UC A	5.0	15.0	24.0	37.0																			
90 12 UC R	3.0	10.0	18.0	28.0																			
90 12 UC A	8.0	21.0	30.0	36.0																			
90 17 U *		6.3		16.2																			
90 17 U R		11.1		22.1																			
90 17 U A		19.7		28.6																			
90 18 UC R		8.0		18.0																			
90 18 UC A		14.0		23.0																			
90 30 U R			11.0	13.0																			
90 30 U A	1.0	10.1	10.9	11.9																			
91 20 UC A				25.0	22.3	25.0	28.0	35.7	37.4	40.4	36.9	37.2	30.1	29.9	43.9	41.9	25.1	22.9	17.9	16.0	16.9	16.2	10.3
92 2 UC A				25.0	20.1	22.5	25.2	32.1	34.8	37.6	33.9	34.1	30.8	30.5	28.7	30.9	27.0	26.8	21.6	19.3	14.8	14.2	9.0
92 11 UC R	2.0	9.0	15.0	25.0																			
92 11 UC A	7.0	15.0	24.0	36.0																			
92 12 UC R	2.0	9.0	23.0	28.0																			
92 12 UC A	8.0	18.0	31.0	40.0																			
92 20 UC A				25.0	23.6	26.4	29.6	37.6	39.4	42.6	36.9	37.2	32.1	31.9	30.6	29.2	29.3	26.7	18.9	17.0	18.1	17.4	11.0
93 11 UC R	3.0	5.0	18.0	26.0																			
93 11 UC A	10.0	15.0	31.0	35.0																			
93 20 UC A				25.0	20.4	22.8	25.5	32.5	34.1	36.8	31.9	32.1	30.1	29.9	27.6	26.3	26.1	23.8	19.0	17.0	12.6	12.0	7.6
94 2 UC A				25.0	21.7	24.3	27.2	34.7	35.7	38.6	29.9	30.1	28.8	28.5	26.8	27.7	24.2	24.0	19.4	17.4	13.3	12.7	8.1
94 11 UC R	3.0	8.0	20.0	30.0																			
94 11 UC A	8.0	19.0	33.0	42.0																			
94 12 UC R	3.0	10.0	21.0	23.0																			
94 17 UC R		13.0		27.0																			
94 18 UC R		12.0		26.0																			
94 19 UC R		13.0		25.0																			
94 20 UC A				25.0	21.7	24.3	27.2	34.7	36.3	39.2	32.9	33.1	28.1	27.9	29.6	28.2	25.1	22.9	20.1	18.0	12.6	12.1	7.7
94 20 A A				25.0	21.7	24.3	27.2	34.7	36.3	39.2	32.9	33.1	29.1	28.9	30.6	29.2	25.1	22.9	20.1	18.0	12.6	12.1	7.7
95 20 UC A				25.0	23.7	26.6	29.7	37.9	39.7	42.8	31.9	32.1	27.1	26.9	30.6	29.2	25.1	22.9	20.0	17.9	11.5	11.0	7.0
95 20 A A				25.0	23.7	26.6	29.7	37.9	39.7	42.8	31.9	32.1	27.1	26.9	30.6	29.2	26.1	23.8	20.0	17.9	11.5	11.0	7.0
95 31 UC R				27.4	30.6																		
95 31 UC A				37.8	42.2																		
95 32 UC R				6.6	7.4																		
95 32 UC A				38.1	42.5																		
95 33 UC R				1.7	1.9																		
95 33 UC A				29.3	32.7																		
95 34 UC R				5.9	6.5																		
95 34 UC A				36.1	40.3																		
95 35 UC R				2.6	3.0																		
95 35 UC A				35.3	39.5																		
95 36 UC R				6.2	7.0																		
95 36 UC A				37.4	41.8																		

Frequency	Age group																					
Product Source Year	12	13	14	15	16	17	18	19	20	21 - 24	25 - 29	30 - 34	35 - 39	40 - 44	45 - 49	50 - 54	55 - 59	60 - 64	65 - 69	70 - 74	75 - 79	80 - 84	85+
35 11 UC U				22.4	25.5	29.0	32.6	40.5	56.3	63.9	66.1	67.8	66.1	48.1	45.7	42.4	38.3	33.3	30.5	25.9	21.8	17.7	15.2
44 5 UC U				17.5	19.9	22.6	33.6	41.7	46.7	53.1	54.9	56.2	54.9	53.1	50.4	46.7	42.2	36.7	33.6	28.6	24.0	19.5	16.8
47 10 UC U				22.4	25.5	29.0	32.6	40.5	58.6	66.6	68.9	61.7	60.2	62.5	59.3	53.4	48.2	36.4	33.2	12.6	10.6	8.6	7.4
47 10 A U				19.4	24.5	30.0	35.9	40.1	79.3	77.0	78.5	78.3	79.7	82.4	81.6	71.9	69.9	67.1	62.4	47.5	43.1	41.9	41.9
49 5 UC U				17.5	19.9	22.6	37.9	47.1	52.8	59.9	62.0	63.5	62.0	59.9	56.9	52.8	47.6	41.5	37.9	32.3	27.1	22.0	19.0
55 4 UC R				15.9	19.8	24.4	37.5	41.6	46.2	53.5	60.9	59.4	59.4	57.3	55.2	52.2	42.9	39.4	24.7	21.4	18.9	16.2	14.0
55 4 UC A				15.9	19.8	24.4	41.2	45.7	50.8	58.8	64.4	62.8	63.2	61.0	59.5	56.2	47.6	43.7	29.7	25.6	22.7	19.4	16.9
58 13 UC R			14.5	25.2	31.1	35.4	42.1	46.7															
58 13 UC A			18.3	29.7	35.5	39.7	47.2	52.4															
59 9 UC R				22.8	28.4	35.0	41.6	46.2	51.3	59.4	61.4	59.9	58.4	56.6	54.8	51.1	45.7	38.5	31.6	25.1	18.1	13.9	8.7
59 9*UC R				23.0	28.6	35.3	41.9	46.5	51.6	59.8	61.9	60.3	58.3	55.7	54.7	50.5	48.5	38.2	34.3	23.9	21.2	10.6	9.2
59 9* A R				28.7	36.2	44.3	53.1	59.3	65.5	63.7	64.9	66.2	67.4	65.0	64.4	61.3	59.6	53.2	49.5	42.5	38.5	32.5	32.5
59 9* A A				28.9	36.5	44.7	53.5	59.7	66.0	64.1	65.4	66.7	67.9	65.7	65.1	62.0	60.3	54.2	50.5	44.1	39.9	33.7	33.7
59 14 UC A	6.8	15.1	20.4	38.2	45.6	45.5	54.1	60.0															
64 3 UC U				18.5	23.0	28.4	33.7	37.4	41.6	67.0	60.8	59.2	61.1	58.9	54.5	51.4	53.0	48.6	40.8	35.2	31.2	26.7	23.2
65 2 UC U				19.7	24.5	30.2	35.9	39.8	52.5	60.9	61.5	59.9	59.3	57.2	57.5	54.3	48.8	44.8	35.1	30.3	22.9	19.5	17.0
66 3 UC U				18.5	23.1	28.4	33.8	37.5	41.6	62.0	60.7	59.2	60.1	58.0	55.5	52.4	49.9	45.8	38.6	33.3	29.5	25.2	21.9
66 4 UC R				15.9	19.8	24.4	37.8	42.0	46.6	54.0	59.2	57.7	57.6	55.6	54.1	51.1	47.7	43.8	28.4	24.5	21.7	18.6	16.1
66 4 UC A				15.9	19.8	24.4	38.0	42.2	46.8	54.2	59.6	58.1	58.0	56.0	54.6	51.5	48.0	44.1	28.7	24.8	22.0	18.8	16.3
67 4 UC U				13.4	16.6	30.4	36.1	40.1	44.5	51.5	58.9	57.4	55.5	53.5	53.3	50.4	48.4	44.4	29.8	25.8	22.8	19.5	16.9
68 1 UC *	0.3	1.0	4.3	10.7	17.4	19.6	31.4	34.8															
68 1 UC R	1.3	1.6	5.6	13.6	20.3	25.6	35.5	39.4															
68 1 UC A	2.0	2.6	8.0	15.3	23.2	29.5	39.2	43.5															
68 4 UC U				13.4	16.6	28.6	34.0	37.8	41.9	48.5	57.2	55.7	53.9	52.0	50.8	48.0	46.1	42.4	28.7	24.8	21.9	18.8	16.3
70 1 UC *	1.6	2.7	5.7	10.6	16.1	23.3	35.4	39.3															
70 1 UC R	2.2	3.7	10.9	16.5	22.4	32.3	42.5	47.2															
70 1 UC A	2.2	4.3	10.9	17.0	23.4	33.3	42.5	47.2															
70 2 UC U				13.4	16.6	29.4	35.0	38.8	43.1	49.9	51.6	50.4	48.7	46.9	46.1	43.5	41.8	38.4	34.6	29.9	26.5	22.6	19.6
70 3 UC U				18.4	22.9	28.3	33.6	37.3	41.4	49.8	47.2	46.1	49.5	47.8	44.3	41.8	38.8	35.7	26.7	23.1	20.4	17.5	15.2
72 1 UC *	0.0	3.7	5.7	11.5	14.0	23.4	29.6	32.8															
72 1 UC R	0.5	4.8	8.0	17.5	18.0	27.6	32.7	36.3															
72 1 UC A	0.5	4.8	10.4	19.5	19.0	28.6	33.7	37.4															
74 1 UC *	2.0	3.9	4.6	14.2	17.6	26.5	31.5	35.0															
74 1 UC R	2.4	4.7	5.5	16.1	20.1	28.2	33.6	37.2															
74 1 UC A	2.4	4.7	5.5	16.1	20.1	29.7	35.3	39.2															
74 2 UC U				16.4	20.4	25.1	29.9	33.2	39.3	45.5	52.7	51.4	49.7	47.9	45.9	43.4	41.7	38.3	28.9	25.0	22.1	18.9	16.4
74 2 UC A							35.0	38.8															
74 15 UC A				26.7	33.2	40.9	48.6	53.9															
75 3 UC U				15.3	19.0	23.5	27.9	30.9	34.3	41.3	44.4	43.3	47.9	46.2	42.3	39.9	35.0	32.2	28.2	24.4	21.6	18.5	16.0
75 6 UC U																							
75 7 UC R						24.7	29.3																
75 7 UC A						33.8	40.2																
76 2 UC U				16.4	20.4	25.1	29.9	33.2	40.7	47.2	49.0	47.8	48.4	46.7	44.6	42.1	40.4	37.1	26.8	23.2	20.5	17.5	15.2
76 7 UC R						25.6	30.4																
76 7 UC A						34.7	41.3																
76 15 UC A				19.6	24.4	30.0	35.7	39.6															
77 2 UC U				16.4	20.4	25.1	29.9	33.2	35.9	41.5	49.4	48.2	46.6	44.9	44.0	41.6	40.0	36.7	27.0	23.4	20.7	17.7	15.4
77 7 UC R						25.6	30.4																
77 7 UC A						34.7	41.3																
77 15 UC A				21.8	27.1	33.4	39.6	44.0															
78 2 UC U				16.4	20.4	25.1	29.9	33.2	34.2	39.6	43.7	42.6	41.2	39.7	44.3	41.8	40.2	36.9	27.1	23.5	20.8	17.8	15.4
78 2 UC A							29.0	32.2															
78 7 UC R						23.8	28.2																
78 7 UC A						32.0	38.0																

Frequency	Age group																					
Product Source Year	12	13	14	15	16	17	18	19	20	21 - 24	25 - 29	30 - 34	35 - 39	40 - 44	45 - 49	50 - 54	55 - 59	60 - 64	65 - 69	70 - 74	75 - 79	80 - 84	85+
79 1 UC *	1.3	2.6	3.0	11.1	13.9	15.9	18.9	21.0															
79 1 UC R	1.8	3.6	4.2	12.0	15.0	17.6	21.0	23.3															
79 1 UC A	1.8	3.6	4.2	13.0	16.2	17.9	21.3	23.6															
79 2 UC U				16.4	20.4	25.1	29.9	33.2	33.5	38.8	45.4	44.2	42.7	41.2	43.3	40.9	39.3	36.1	24.7	21.4	18.9	16.2	14.0
79 2 UC A							28.0	31.0															
79 7 UC R						20.1	23.9																
79 7 UC A						28.3	33.7																
79 8 UC R				13.4	16.6	20.5	24.3	27.0	30.0	34.7	35.9	35.0	51.8	50.0	35.5	33.5	32.3	29.7	26.7	23.1	20.4	17.5	15.2
79 8 A A				13.7	17.1	21.1	25.0	27.8	30.8	35.7	36.9	36.0	53.9	52.0	38.7	36.5	37.4	34.3	30.9	26.7	23.7	20.2	17.5
79 15 UC A				23.3	28.9	35.7	42.4	47.0															
80 2 UC U				16.4	20.4	25.1	29.9	33.2	35.2	40.8	43.6	42.5	43.3	41.8	44.1	41.7	40.1	36.8	20.9	18.0	16.0	13.7	11.9
80 2 UC A							23.6	26.2															
80 7 UC R						16.5	19.5																
80 7 UC A						23.8	28.2																
81 7 UC R						16.5	19.5																
81 7 UC A						23.8	28.2																
82 7 UC R						16.5	19.5																
82 7 UC A						24.7	29.3																
82 9 UC R				12.5	15.5	19.1	22.7	25.2	28.0	32.4	33.5	32.7	34.1	32.1	28.8	27.2	25.1	21.4	18.5	15.0	11.3	8.3	6.3
82 12 UC U				11.9	14.8	18.3	26.9	29.9	33.2	38.4	39.7	38.7	37.4	36.1	35.5	33.5	32.2	29.5	26.6	23.0	20.4	17.4	15.1
82 15 UC A				19.9	24.7	30.5	36.2	40.2															
83 2 UC U				13.1	16.3	20.1	23.9	26.5	32.7	37.9	41.2	40.2	38.8	37.5	38.9	36.7	35.3	32.4	25.7	22.2	19.7	16.8	14.6
83 2 UC A							22.1	24.5															
83 7 UC R						17.4	20.6																
83 7 UC A						25.6	30.4																
84 7 UC R						14.6	17.4																
84 7 UC A						23.8	28.2																
85 2 UC U				13.1	16.3	20.1	23.9	26.5	27.5	31.9	38.7	37.7	38.2	36.9	36.2	34.2	32.8	30.1	22.9	19.8	17.5	15.0	13.0
85 2 UC A							19.1	21.1															
85 4 UC A				10.0	12.2	15.0	17.8	19.8	28.2	32.7	33.8	37.5	36.2	38.4	37.7	35.6	34.2	27.9	25.1	17.8	15.8	13.5	11.7
85 4 A U				13.1	16.3	20.1	23.9	26.5	38.2	44.3	45.8	44.7	43.1	41.6	40.9	38.6	37.1	34.1	30.7	26.5	23.5	20.1	17.4
85 7 UC R						15.5	18.5																
85 7 UC A						24.7	29.3																
85 15 UC A				15.5	19.3	23.8	28.3	31.4															
86 3 UC U				10.7	13.3	16.5	19.6	21.8	24.2	28.0	34.0	33.2	37.7	36.3	33.0	31.2	30.0	27.5	19.5	16.9	14.9	12.8	11.1
86 7 UC R						15.5	18.5																
86 7 UC A						25.6	30.4																
87 2 UC U				13.1	16.3	20.1	23.9	26.5	27.6	32.0	37.0	36.1	34.9	33.7	36.1	34.1	32.8	30.1	20.1	17.4	15.4	13.2	11.4
87 2 UC A							20.5	22.7															
87 7 UC R						14.6	17.4																
87 7 UC A						24.7	29.3																
88 2 UC U				11.9	14.8	18.3	19.7	21.9	24.3	28.1	37.8	36.8	35.6	34.3	33.8	31.9	30.7	28.2	22.7	19.6	12.5	10.7	9.3
88 2 UC A							18.6	20.6															
88 7 UC A						25.6	30.4																
88 15 UC A				15.8	19.6	24.2	28.8	31.9															
89 7 UC A						25.3	30.1																
89 16 UC R	0.8	1.6	5.9	11.9	13.2	18.2	29.1	32.3															
89 16 UC A	2.2	4.6	9.7	16.4	18.9	23.6	34.6	38.4															
90 2 UC U				13.1	14.9	17.0	18.6	23.2	25.9	29.5	32.9	33.7	32.9	31.8	33.1	30.7	27.7	24.2	19.5	16.6	8.6	6.9	6.0
90 2 UC A							19.3	24.1															
90 7 UC A						27.4	30.8																
90 15 UC A				19.1	21.7	24.7	27.7	34.4															
90 17 UC R			8.0																				
90 17 UC A			18.0																				
91 2 UC U				13.1	14.9	17.0	16.4	20.4	22.9	26.0	32.9	33.7	32.9	31.8	33.1	30.7	27.7	24.1	19.5	16.6	10.4	8.4	7.2
91 2 UC A							19.6	24.4															
91 7 UC A						27.3	30.7																
91 15 UC A				17.8	20.2	23.0	25.8	32.1															
91 18 UC R			10.6	12.1	13.7	15.6	17.5	21.8															
91 18 UC A			22.9	26.0	29.6	33.6	37.7	46.9															

Annex A (continued)

Frequency	Age group																					
Product Source Year	12	13	14	15	16	17	18	19	20	21 - 24	25 - 29	30 - 34	35 - 39	40 - 44	45 - 49	50 - 54	55 - 59	60 - 64	65 - 69	70 - 74	75 - 79	80 - 84	85+
92 2 UC A				13.1	14.9	17.0	19.6	24.3	27.2	30.9	32.8	33.6	32.8	31.7	32.1	29.8	26.9	23.4	19.6	16.7	14.0	11.4	9.8
92 7 UC A						27.5	30.9																
92 18 UC A	6.3	12.3	13.5	25.8	30.5	35.3	27.6	34.3	38.4	43.6													
93 2 UC A				13.1	14.9	17.0	20.2	25.1	28.1	31.9	31.1	31.9	31.1	30.1	32.7	30.4	27.4	23.9	16.5	14.0	11.8	9.6	8.2
93 4 UC A				15.0	17.0	19.4	21.7	27.0	24.6	27.9	28.9	31.9	31.1	31.0	29.4	28.6	25.8	21.4	19.5	12.9	10.8	8.8	7.6
93 7 UC A						28.9	32.5																
93 18 UC R			9.5	12.3	14.7	18.6	20.9	25.9															
93 18 UC A			27.0	26.1	30.9	34.6	38.8	48.2															
94 2 UC A				13.1	14.9	17.0	20.9	26.0	29.1	33.1	32.3	33.1	32.3	31.3	31.6	29.4	26.5	23.1	16.1	13.7	11.6	9.4	8.1
94 7 UC A						31.0	34.8																
94 15 UC A	8.8	17.2	18.9	21.4	24.4	27.7	26.0	32.4	36.2	41.2	34.9	35.8	38.9	37.6	35.7	33.1	29.9	26.0	23.8	20.3	17.0	13.8	11.9
95 2 UC A				13.1	14.9	17.0	19.6	24.3	27.2	30.9	30.5	31.3	30.5	29.5	30.2	28.1	25.3	22.1	17.5	14.9	12.6	10.2	8.8
95 7 UC A						32.5	36.5																
95 15 UC A	9.3	18.2	20.0	22.7	25.8	29.4	26.8	33.3	37.3	42.4	36.5	37.4	36.6	35.4	33.6	31.2	28.2	24.5	22.4	19.1	16.0	13.0	11.2
95 18 UC R			9.4	13.5	19.6	22.0	24.7	30.7															
95 18 UC A			32.3	31.1	35.5	42.0	47.1	58.5															

Annex A Prevalence of smoking – individual surveys. USA, females

Frequency	Age group																					
Product Source Year	12	13	14	15	16	17	18	19	20	21 - 24	25 - 29	30 - 34	35 - 39	40 - 44	45 - 49	50 - 54	55 - 59	60 - 64	65 - 69	70 - 74	75 - 79	80 - 84	85+
35 11 UC U				6.9	8.3	9.8	11.4	13.6	19.3	24.8	26.8	28.1	26.6	14.8	11.9	10.0	7.6	6.0	4.6	3.0	2.1	1.4	1.4
44 5 UC U				8.3	9.9	11.8	21.5	25.7	34.2	44.0	47.6	49.9	47.2	44.3	35.8	30.0	22.8	17.9	13.7	9.1	6.2	4.2	4.2
47 10 UC U				10.3	12.4	14.7	17.1	20.4	30.5	39.2	42.4	43.1	40.9	28.6	23.1	18.0	13.7	13.5	10.3	3.9	2.6	1.8	1.8
47 10 A U				10.3	12.4	14.7	17.1	20.4	30.5	39.2	42.4	43.1	40.9	28.6	23.1	18.0	13.7	13.5	10.3	3.9	2.6	1.8	1.8
49 5 UC U				8.3	9.9	11.8	19.9	23.9	31.7	40.8	44.1	46.2	43.8	41.1	33.2	27.8	21.1	16.6	12.7	8.5	5.7	3.9	3.9
55 4 UC R				8.3	9.9	11.8	16.6	19.9	26.5	34.1	33.6	35.2	32.3	30.3	23.8	19.9	11.7	9.2	4.9	3.2	2.2	1.5	1.5
55 4 UC A				8.3	9.9	11.8	19.5	23.4	31.1	39.9	38.3	40.1	36.5	34.2	27.8	23.2	14.9	11.7	6.7	4.5	3.0	2.1	2.1
58 13 UC R			4.6	10.6	16.2	26.2	30.3	36.3															
58 13 UC A			6.3	13.0	20.1	30.6	35.4	42.4															
59 9 UC R				11.4	13.7	16.2	18.8	22.5	29.9	38.5	41.6	43.6	41.7	39.6	36.6	29.7	21.5	14.9	10.7	7.3	5.1	3.1	1.7
59 9*UC R				11.2	13.4	16.0	18.5	22.1	29.4	37.8	40.9	42.8	40.6	41.2	33.3	29.7	22.6	14.6	11.2	8.4	5.7	3.0	3.0
59 9* A R				11.2	13.4	16.0	18.5	22.1	29.4	37.8	40.9	42.8	40.6	41.2	33.3	29.7	22.6	14.6	11.2	8.4	5.7	3.0	3.0
59 9* A A				11.4	13.7	16.3	18.9	22.6	30.0	38.6	41.8	43.8	41.5	42.4	34.3	30.9	23.5	15.6	11.9	9.1	6.1	3.2	3.2
59 14 UC A	1.1	4.9	10.6	27.6	41.6	54.7	63.3	75.8															
64 3 UC U				12.4	14.9	17.7	20.4	24.5	32.5	42.0	40.0	42.0	40.3	37.8	39.1	32.7	23.3	18.3	11.9	7.9	5.4	3.7	3.7
65 2 UC U				13.8	16.6	19.7	22.8	27.2	34.1	43.8	42.7	44.7	45.1	42.3	40.2	33.6	27.8	21.8	14.2	9.4	5.9	4.0	4.0
66 3 UC U				12.4	14.9	17.7	20.5	24.5	32.6	49.0	44.0	46.1	42.4	39.7	45.6	38.1	23.3	18.3	12.0	8.0	5.4	3.7	3.7
66 4 UC R				12.4	14.9	17.7	20.6	24.7	32.8	42.2	41.9	43.9	42.0	39.4	40.1	33.6	25.2	19.8	11.8	7.9	5.3	3.7	3.7
66 4 UC A				12.4	14.9	17.7	20.8	24.9	33.1	42.6	42.2	44.2	42.5	39.8	40.5	33.9	25.5	20.1	12.1	8.1	5.5	3.8	3.8
67 4 UC U				9.1	10.9	17.2	19.9	23.8	31.6	40.7	41.7	43.7	41.4	38.8	40.7	34.1	25.9	20.4	13.1	8.7	5.9	4.0	4.0
68 1 UC *	0.0	0.6	0.6	5.5	8.2	11.8	17.4	20.8															
68 1 UC R	0.3	0.6	0.9	7.4	11.9	15.7	21.3	25.5															
68 1 UC A	1.0	0.6	2.5	9.8	13.7	18.7	23.2	27.8															
68 4 UC U				9.1	10.9	16.1	18.7	22.4	29.7	38.2	40.5	42.5	40.3	37.8	39.7	33.2	25.3	19.9	14.3	9.5	6.5	4.4	4.4
70 1 UC *	0.6	0.5	4.6	8.3	11.6	13.7	22.7	28.9															
70 1 UC R	0.6	2.1	6.1	12.4	16.3	17.5	27.8	35.4															
70 1 UC A	0.6	2.1	7.7	12.4	16.8	18.0	29.9	38.1															
70 2 UC U				11.3	12.7	23.3	26.1	33.2	34.8	37.6	37.6	37.9	36.3	36.0	33.9	32.3	28.3	25.8	20.8	18.6	14.3	13.7	8.7
70 3 UC U				14.3	16.0	17.9	20.1	25.6	26.8	32.2	40.1	40.5	39.0	38.6	36.9	35.2	25.2	23.0	12.4	11.1	8.5	8.2	5.2
72 1 UC *	0.0	3.2	2.5	11.7	13.5	23.0	21.8	27.8															
72 1 UC R	0.5	4.2	4.0	13.2	19.5	25.8	24.8	31.6															
72 1 UC A	0.5	4.2	4.0	13.2	20.0	26.3	25.2	32.1															

Frequency	Age group																					
Product / Source / Year	12	13	14	15	16	17	18	19	20	21 - 24	25 - 29	30 - 34	35 - 39	40 - 44	45 - 49	50 - 54	55 - 59	60 - 64	65 - 69	70 - 74	75 - 79	80 - 84	85+
74 1 UC *	2.4	4.9	5.3	17.6	19.6	22.6	25.4	32.3															
74 1 UC R	2.8	5.7	6.2	19.2	21.4	24.4	27.4	34.9															
74 1 UC A	2.9	6.0	6.4	20.5	22.9	24.9	27.9	35.5															
74 2 UC U				19.1	21.3	23.9	26.7	34.0	33.3	35.9	39.8	40.1	38.4	38.1	37.4	35.7	31.2	28.5	14.7	13.1	10.1	9.6	6.1
74 2 UC A							27.1	34.5															
74 15 UC A				26.2	29.2	32.7	36.7	46.7															
75 3 UC U				17.9	20.0	22.4	25.1	31.9	33.4	40.0	35.3	35.6	36.6	36.2	33.6	32.0	27.0	24.6	12.5	11.2	8.6	8.2	5.2
75 6 UC U		22.3	24.1	26.2	29.3	32.8	25.8	32.9	34.4	37.2	37.2	37.5											
75 7 UC R						24.5	27.5																
75 7 UC A						34.0	38.0																
76 2 UC U				19.1	21.3	23.9	26.7	34.0	32.1	34.7	37.4	37.7	38.4	38.0	38.9	37.1	32.5	29.6	15.7	14.1	10.8	10.3	6.6
76 7 UC R						26.4	29.6																
76 7 UC A						35.8	40.2																
76 15 UC A				35.2	39.3	44.0	49.3	62.8															
77 2 UC U				19.1	21.3	23.9	26.7	34.0	34.9	37.7	38.2	38.5	36.9	36.6	38.5	36.8	32.2	29.3	16.5	14.7	11.3	10.8	6.9
77 7 UC R						28.3	31.7																
77 7 UC A						37.7	42.3																
77 15 UC A				31.9	35.7	39.9	44.7	57.0															
78 2 UC U				19.1	21.3	23.9	26.7	34.0	30.5	33.0	36.6	36.9	35.4	35.1	37.8	36.1	31.6	28.8	14.4	12.9	9.9	9.5	6.0
78 2 UC A							29.5	37.5															
78 7 UC R						27.4	30.6																
78 7 UC A						36.8	41.2																
79 1 UC *	2.2	4.6	4.9	10.4	11.6	22.9	25.7	32.7															
79 1 UC R	2.5	5.0	5.4	11.1	12.5	24.7	27.7	35.3															
79 1 UC A	2.5	5.0	5.4	11.6	13.0	25.5	28.5	36.3															
79 2 UC U				19.1	21.3	23.9	26.7	34.0	31.9	34.5	35.7	36.0	34.5	34.2	34.6	33.0	28.9	26.3	16.3	14.6	11.2	10.7	6.8
79 2 UC A							30.1	38.3															
79 7 UC R						26.4	29.6																
79 7 UC A						34.9	39.1																
79 8 UC R				16.8	18.8	21.0	23.5	29.9	31.3	33.9	33.9	34.1	45.0	44.6	33.8	32.2	31.3	28.5	23.0	20.6	15.8	15.1	9.6
79 8 A A				16.8	18.8	21.0	23.5	29.9	31.3	33.9	33.9	34.1	45.0	44.6	34.5	32.9	31.7	28.9	23.3	20.9	16.0	15.3	9.8
79 15 UC A				28.2	31.5	35.3	39.5	50.3															
80 2 UC U				19.1	21.3	23.9	26.7	34.0	30.7	33.2	31.5	31.7	35.0	34.7	34.6	33.1	28.9	26.4	20.8	18.6	14.3	13.6	8.7
80 2 UC A							24.5	31.1															
80 7 UC R						22.6	25.4																
80 7 UC A						32.1	35.9																
81 7 UC R						20.8	23.2																
81 7 UC A						30.2	33.8																
82 7 UC R						22.6	25.4																
82 7 UC A						31.1	34.9																
82 9 UC R				12.7	14.2	15.9	17.8	22.7	23.8	25.7	25.7	25.9	27.1	25.0	24.6	23.1	21.5	18.5	15.7	11.8	8.0	5.1	2.9
82 12 UC U				13.4	14.9	16.7	24.3	31.0	32.5	35.1	35.1	35.4	33.9	33.6	31.6	30.1	26.4	24.1	19.4	17.4	13.3	12.8	8.1
82 15 UC A				25.2	28.2	31.6	35.3	45.0															
83 2 UC U				15.3	17.0	19.1	21.4	27.2	34.8	37.6	33.5	33.8	32.4	32.2	34.9	33.3	29.2	26.6	16.3	14.6	11.2	10.7	6.8
83 2 UC A							27.6	35.2															
83 7 UC R						21.7	24.3																
83 7 UC A						31.1	34.9																
84 7 UC R						19.8	22.2																
84 7 UC A						30.2	33.8																
85 2 UC U				15.3	17.0	19.1	21.4	27.2	30.2	32.6	31.9	32.1	31.6	31.3	33.7	32.2	28.1	25.7	16.9	15.1	11.6	11.1	7.0
85 2 UC A							21.5	27.5															
85 4 UC A				10.0	11.8	13.2	14.7	18.8	27.5	29.7	29.7	29.5	28.3	31.5	29.6	29.0	25.3	24.2	19.5	12.0	9.2	8.8	5.6
85 4 A U				15.3	17.0	19.1	21.4	27.2	29.6	32.0	32.0	32.2	30.9	30.7	28.8	27.5	24.0	21.9	17.7	15.9	12.2	11.6	7.4
85 7 UC R						19.8	22.2																
85 7 UC A						30.2	33.8																
85 15 UC A				18.1	20.2	22.6	25.3	32.2															
86 3 UC U				11.3	12.7	14.9	16.6	21.2	22.2	24.0	29.1	29.3	28.8	28.6	28.3	27.0	23.6	21.5	15.0	13.4	10.3	9.8	6.3
86 7 UC R						18.9	21.1																
86 7 UC A						29.2	32.8																

Frequency	Age group																					
Product Source Year	12	13	14	15	16	17	18	19	20	21 - 24	25 - 29	30 - 34	35 - 39	40 - 44	45 - 49	50 - 54	55 - 59	60 - 64	65 - 69	70 - 74	75 - 79	80 - 84	85+
87 2 UC U				15.3	17.0	19.1	21.4	27.2	26.4	28.5	31.2	31.5	30.2	30.0	32.2	30.7	26.8	24.5	17.1	15.3	11.8	11.3	7.2
87 2 UC A							18.4	23.4															
87 7 UC R						18.9	21.1																
87 7 UC A						29.2	32.8																
88 2 UC U				13.4	14.9	16.7	19.6	25.0	26.1	28.2	30.1	30.4	29.1	28.9	31.1	29.6	25.9	23.7	17.5	15.7	8.3	7.9	5.0
88 2 UC A							20.3	25.9															
88 7 UC A						27.3	30.5																
88 15 UC A				22.3	24.9	27.8	31.2	39.7															
89 7 UC A						27.4	30.6																
89 16 UC R	0.6	3.5	8.5	11.3	14.1	17.5	21.3	27.1															
89 16 UC A	2.6	5.7	11.1	15.7	19.0	25.1	26.2	33.4															
90 2 UC U				13.4	14.9	16.7	16.8	21.3	22.3	24.1	27.0	27.2	26.1	25.9	27.7	26.4	23.1	21.1	16.4	14.7	6.5	6.3	4.0
90 2 UC A							15.8	20.2															
90 7 UC A						27.5	30.9																
90 15 UC A				13.7	15.3	17.1	19.1	24.4															
90 17 UC R			4.0																				
90 17 UC A			17.0																				
91 2 UC U				13.4	14.9	16.7	16.7	21.2	22.2	24.0	28.4	28.7	27.5	27.3	27.4	26.2	22.9	20.9	15.9	14.2	8.9	8.5	5.4
91 2 UC A							18.1	23.1															
91 7 UC A						25.9	29.1																
91 15 UC A				18.3	20.4	22.8	25.6	32.6															
91 18 UC R			10.3	11.2	12.5	14.0	15.7	20.0															
91 18 UC A			23.1	25.2	28.2	31.6	35.3	45.0															
92 2 UC A				13.4	14.9	16.7	18.5	23.6	24.7	26.7	29.3	29.5	28.3	28.1	29.0	27.7	24.2	22.1	15.7	14.0	10.8	10.3	6.5
92 7 UC A						24.6	27.6																
92 18 UC A	7.0	14.2	15.4	22.1	25.0	32.2	25.4	32.4	33.9	36.6													
93 2 UC A				13.4	14.9	16.7	17.0	21.7	22.7	24.6	27.7	28.0	26.8	26.6	25.5	24.3	21.3	19.4	13.3	11.9	9.1	8.7	5.6
93 4 UC A				15.3	17.0	19.1	21.4	27.2	22.6	24.4	24.4	26.9	25.8	25.1	23.6	24.3	21.3	19.2	15.5	11.2	8.6	8.2	5.2
93 7 UC A						27.1	30.3																
93 18 UC R			8.2	12.7	15.7	16.8	18.8	24.0															
93 18 UC A			28.8	30.2	31.2	34.4	38.5	49.1															
94 2 UC A				13.4	14.9	16.7	18.8	23.9	25.1	27.1	28.3	28.5	27.3	27.1	25.2	24.1	21.1	19.2	14.1	12.6	9.7	9.3	5.9
94 7 UC A						27.5	30.9																
94 15 UC A	8.3	16.8	18.2	19.8	22.1	24.8	24.1	30.7	32.1	34.7	29.4	29.6	32.1	31.8	29.9	28.5	25.0	22.8	18.4	16.5	12.6	12.1	7.7
95 2 UC A				13.4	14.9	16.7	16.3	20.7	21.7	23.5	27.3	27.5	26.4	26.1	26.5	25.3	22.1	20.2	14.6	13.1	10.1	9.6	6.1
95 7 UC A						30.2	33.8																
95 15 UC A	8.9	18.2	19.6	21.4	23.9	26.8	24.3	30.9	32.4	35.0	32.3	32.5	32.4	32.2	30.2	28.8	25.2	23.0	18.6	16.6	12.8	12.2	7.8
95 18 UC R			9.9	13.2	18.8	19.7	22.1	28.1															
95 18 UC A			29.9	35.1	36.4	34.4	38.5	49.1															

Russia

Frequency	Age group																					
Product Source Year	12	13	14	15	16	17	18	19	20	21 - 24	25 - 29	30 - 34	35 - 39	40 - 44	45 - 49	50 - 54	55 - 59	60 - 64	65 - 69	70 - 74	75 - 79	80 - 84	85+
75 27 UC U				20.0	18.6	22.9	27.2	30.2	52.0	60.3	62.3	63.4	61.3	46.7	45.8	39.1	37.6	37.7	33.9	21.8	19.3	16.5	14.3
75 28 U U				26.2	32.7	40.2	47.8	53.1	58.9	68.2	70.6	68.8	66.5	64.1	63.0	59.5	57.1	52.5	47.2	40.8	36.1	30.9	26.8
78 1 UC R														51.3	48.9	48.3	40.7						
79 29 U U				23.2	28.8	35.5	42.2	46.9	52.0	60.3	62.3	63.4	61.3	48.4	47.5	45.7	43.9	40.3	36.3	31.4	27.8	23.7	20.6
81 30 UC R	6.7	13.3	30.0																				
81 31 U U	12.5	37.5	17.6	69.2	35.4	43.7	50.9	56.4	62.6	72.6	75.0	73.2	70.7	68.2	67.0	63.3	60.8	55.8	50.2	43.4	38.5	32.9	28.5
83 29 U U				23.8	29.6	36.4	43.3	48.1	53.3	61.8	63.9	58.2	56.2	48.7	47.8	46.1	44.3	40.7	36.6	31.6	28.0	24.0	20.8
84 32 U R	3.4	6.8	7.9																				
84 32 U A	8.4	16.9	19.7																				
85 7 UC R				20.7	25.7	31.7	37.7	41.8	46.4	53.8	55.6	54.2	52.4	50.6	47.7	45.1	38.5	35.4	31.8	27.5	24.4	20.8	18.1
85 7 A A				22.6	28.1	34.7	41.2	45.7	50.7	58.8	60.8	59.3	57.3	55.3	49.8	47.0	40.5	37.2	33.5	28.9	25.6	21.9	19.0
85 8 UC R				21.9	27.2	33.6	39.9	44.3	49.1	56.9	58.9	57.4	55.4	53.5	50.7	47.9	38.1	35.0	31.5	27.2	24.1	20.6	17.9
85 8 A A				24.0	29.9	36.8	43.7	48.5	53.9	62.4	64.6	63.0	60.8	58.7	52.1	49.2	39.3	36.1	32.5	28.1	24.9	21.3	18.5
85 9 UC R				24.7	30.7	37.8	44.9	49.9	55.3	64.1	66.3	64.6	57.5	55.5	58.4	55.1	44.7	41.0	36.9	31.9	28.3	24.2	21.0
85 9 A A				24.8	30.9	38.1	45.3	50.2	55.8	64.6	66.8	65.1	59.0	56.9	59.4	56.1	44.7	41.0	36.9	31.9	28.3	24.2	21.0
85 33 U U					46.0																		
85 34 UC *	2.4	3.4	7.7	16.9	13.9	37.0	44.0	48.8															
85 34 UC R	6.5	6.8	11.5	22.9	20.6	44.2	52.5	58.3															
85 34 UC A	14.4	15.9	21.6	34.5	32.5	53.3	63.3	70.3															
85 35 U U				23.0	28.6	35.2	41.9	46.5	51.6	59.7	61.8	60.2	58.2	56.2	55.1	52.1	50.0	46.0	41.4	35.7	31.7	27.1	23.5
86 10 UC R				25.9	32.2	39.6	47.1	52.3	58.0	67.2	69.5	67.8	66.7	64.4	61.0	57.6	48.5	44.5	40.1	34.6	30.7	26.2	22.8
86 10 A A				25.9	32.2	39.6	47.1	52.3	58.0	67.2	69.5	67.8	66.7	64.4	61.5	58.1	49.7	45.7	41.1	35.5	31.5	26.9	23.3
86 29 U U				22.9	28.5	35.1	41.7	46.2	51.3	59.4	61.5	54.2	52.4	51.5	50.6	39.8	38.3	35.1	31.6	27.3	24.2	20.7	18.0
86 36 U U				34.1	42.4	52.3	62.1	69.0	76.5	88.7	91.7	89.4	86.4	83.3	81.8	77.3	74.3	68.2	61.4	53.0	47.0	40.2	34.9
86 37 U R	5.2	10.4	12.1	15.6	19.4																		
89 12 U U				19.2	23.9	29.4	35.0	38.8	43.1	49.9	51.6	50.4	48.6	46.9	46.1	43.5	41.8	38.4	34.6	29.9	26.5	22.6	19.6
89 32 U R				33.4	41.5	51.1	60.8	67.4															
89 32 U A				35.7	44.5	54.8	65.1	72.3															
90 41 UC R			17.0																				
90 41 UC A			22.0																				
91 37 U R	10.6	20.6	22.6	25.6	29.2																		
91 38 U U																							
91 42 TC R				27.7	31.6	35.9	40.3	50.0	56.0	63.6	65.8	57.4	56.0	45.7	43.4	47.7	43.1	37.5	34.3	29.2	24.5	19.9	17.1
92 39 U U				34.2	38.9	44.3	49.7	61.7	69.1	78.5	81.2	83.2	81.2	78.5	74.5	69.1	62.4	54.4	49.7	42.3	35.6	28.9	24.8
92 43 U R				31.9	36.3	41.3	46.3	57.5	64.4	73.2	75.7	77.5	62.3	60.2	70.9	65.8	60.6	52.8	48.2	41.1	34.5	28.0	24.1
92 44 U R		34.0	37.3	42.3	48.1																		
92 45 U U				30.1	34.2	38.9	43.6	54.3	60.8	69.0	71.4	73.1	71.4	69.0	65.5	60.8	54.9	47.8	43.6	37.2	31.3	25.4	21.8
93 15 UC R		13.0		19.0																			
93 40 U U				36.7	41.8	47.5	53.3	66.2															
93 44 U U		41.0	45.0	51.1	58.1																		
93 46 UC A		35.3	38.7	43.9																			
93 46 UC R		21.8	23.9	27.1																			
93 47 UC R				30.5	34.6	39.4	44.2	55.0	61.5	69.9	72.3	74.1	72.3	69.9	66.3	61.5	55.6	48.4	44.2	37.6	31.7	25.7	22.1
93 48 U U				33.1	37.6	42.8	48.0	59.7	66.8	75.9	78.5	80.5	78.5	75.9	72.0	66.8	60.3	52.6	48.0	40.9	34.4	27.9	24.0
93 49 U U											64.4	66.0											
94 32 U R				21.9	24.9	28.3	31.7	39.4															
94 32 U A				29.7	33.8	38.5	43.1	53.6															
95 34 UC R	8.9	17.6	23.1	37.8	45.5	50.9	51.6	64.2															
95 34 UC A	12.5	24.5	26.9	30.4	34.6	39.4	44.2	54.9															
95 50 UC U			17.9	20.2	45.7	51.9	45.5	56.5	58.0	65.9	72.4	74.2	68.1	65.8	64.6	60.0	54.9	47.8	41.5	35.4	20.1	16.3	14.1
95 50 A U			17.9	20.2	45.7	51.9	46.4	57.6	58.7	66.7	72.7	74.5	68.3	66.0	65.0	60.4	55.7	48.5	42.2	35.9	21.3	17.3	14.9
95 51 U U				32.9	37.4	42.6	47.7	59.4	56.4	64.1	65.3	66.9	65.3	63.2	59.9	55.6	50.2	43.7	39.9	34.0	28.6	23.2	20.0
95 52 U A		21.6	23.7	26.9																			
95 53 U U				32.7	37.2	42.3	47.4	58.9	66.0	74.9	77.5	79.4	77.5	74.9	71.1	66.0	59.6	51.9	47.4	40.4	34.0	27.5	23.7

Estonia

Frequency	Age group																					
Product Source Year	12	13	14	15	16	17	18	19	20	21-24	25-29	30-34	35-39	40-44	45-49	50-54	55-59	60-64	65-69	70-74	75-79	80-84	85+
81 54 U U	9.1	11.8	18.5	20.4	27.6	37.4	44.4	49.3															
90 55 U R				26.2	29.8	33.9	31.7	39.4	44.1	50.1	51.8	53.1	51.8	50.1	47.5	44.1	39.8	34.7	31.7	27.0	22.7	18.4	15.8
90 56 U U							36.6	45.5	50.9	57.8													
91 57 U R				10.0																			
91 57 U A				17.0																			
91 58 UC R			17.8	20.2																			
91 58 UC A			22.5	25.5																			
92 13 U U				24.5	27.9	31.7	35.6	44.2	49.5	56.2	58.2	59.6	58.2	56.2	53.4	49.5	44.7	38.9	35.6	30.3	25.5	20.7	17.8
92 59 U R				23.1	26.3	29.9	33.6	41.7	46.7	53.1	54.9	56.3	58.5	56.6	49.3	45.8	39.5	34.4	31.4	26.8	22.5	18.3	15.7
93 58 UC R			26.3	29.8																			
93 58 UC A			37.5	42.5																			
94 16 UC R		6.0		22.0																			
94 60 U R				20.0	29.4	33.4	37.5	46.6	52.2	59.3	61.3	62.8	61.3	59.3	56.2	52.2	47.1	41.0	37.5	31.9	26.8	21.8	18.7
95 19 UC R				24.3	27.7																		
95 19 UC A				34.6	39.4																		
95 58 UC R			22.5	25.5																			
95 58 UC A			30.0	34.0																			
95 61 U U		22.8	25.1	28.4	32.3	36.8	41.2	51.3															

Latvia

Frequency	Age group																					
Product Source Year	12	13	14	15	16	17	18	19	20	21-24	25-29	30-34	35-39	40-44	45-49	50-54	55-59	60-64	65-69	70-74	75-79	80-84	85+
90 17 UC A		21.0		31.0																			
93 17 UC R		13.0		33.0																			
93 62 U R				33.6	38.2	43.4	48.7	60.6	67.8	77.0	79.6	81.6	79.6	77.0	73.1	67.8	61.2	53.3	48.7	41.5	34.9	28.3	24.4
95 20 UC R				24.3	27.7																		
95 20 UC A				36.5	41.5																		

Lithuania

Frequency	Age group																					
Product Source Year	12	13	14	15	16	17	18	19	20	21-24	25-29	30-34	35-39	40-44	45-49	50-54	55-59	60-64	65-69	70-74	75-79	80-84	85+
73 63 UC R															50.3	47.5	45.6						
78 2 UC R														47.1	42.7	42.5	38.4						
81 64 UC *	3.9	7.7	9.0	11.6	14.4	17.7	21.1	23.4															
81 64 UC R	6.5	12.9	15.1	19.4	24.1	29.7	35.3	39.2															
81 64 UC A	8.1	16.2	18.9	24.4	30.3	37.3	44.4	49.3															
82 64 UC *	3.0	6.1	7.1	9.1	11.3	13.9	16.6	18.4															
82 64 UC R	5.6	11.1	13.0	16.7	20.7	25.5	30.4	33.7															
82 64 UC A	7.4	14.9	17.4	22.3	27.8	34.2	40.7	45.2															
83 65 U U																							
84 11 UC R				17.5	21.8	26.9	31.9	35.4	39.3	45.6	47.1	46.0	31.5	30.4	35.9	33.9	32.5	29.9	26.9	23.2	20.6	17.6	15.3
84 11 A A				20.4	25.4	31.3	37.3	41.3	45.9	53.2	55.0	53.6	51.8	50.0	33.9	32.0	41.2	37.8	34.0	29.4	26.1	22.3	19.3
85 64 UC *	2.0	4.0	4.7	6.0	7.5	9.3	11.0	12.2															
85 64 UC R	3.8	7.7	9.0	11.5	14.3	17.7	21.0	23.3															
85 64 UC A	5.2	10.4	12.1	15.6	19.4	23.9	28.4	31.5															
85 66 U U				15.0																			
92 14 U U				26.0	29.6	33.6	37.7	46.9	52.5	59.6	61.7	63.2	61.7	59.6	56.6	52.5	47.4	41.3	37.7	32.1	27.0	21.9	18.9
93 65 U U																							
93 67 UC R				16.7	19.0	21.7	24.3	30.2	33.8	38.4	39.7	40.7	39.7	38.4	36.4	33.8	30.5	26.6	24.3	20.7	17.4	14.1	12.1
94 18 UC R		3.0		15.0																			
95 21 UC R				20.6	23.4																		
95 21 UC A				31.8	36.2																		
95 67 UC R																			18.0	15.3	12.9		

Ukraine, Belorussia, Moldova

Frequency	Age group																					
Product Source Year	12	13	14	15	16	17	18	19	20	21 - 24	25 - 29	30 - 34	35 - 39	40 - 44	45 - 49	50 - 54	55 - 59	60 - 64	65 - 69	70 - 74	75 - 79	80 - 84	85+
81 3 UC R														54.4	53.4	50.4	48.4						
81 4 UC R														35.5	34.9	33.0	31.7						
81 68 U U				21.9	27.2	33.5	39.8	44.2	49.1	56.8	58.8	57.3	55.4	53.4	52.5	49.6	47.6	43.7	39.4	34.0	30.1	25.8	22.4
90 69 U U																							
93 68 U U				21.9	24.9	28.3	31.8	39.5	44.2	50.2	51.9	53.2	51.9	50.2	47.6	44.2	39.9	34.8	31.8	27.0	22.7	18.5	15.9
95 22 UC R				35.6	40.4																		
95 22 UC A				47.7	54.3																		
95 23 U U				30.2	34.3	39.1	43.8	54.4	61.0	69.2	71.6	73.4	71.6	69.2	65.7	61.0	55.0	47.9	43.8	37.3	31.4	25.4	21.9
95 24 U U				23.1	26.3	29.9	33.6	41.7	46.7	53.1	54.9	56.3	54.9	53.1	50.4	46.7	42.2	36.8	33.6	28.6	24.0	19.5	16.8
95 69 U U																							

Armenia, Azerbaijan, Georgia

Frequency	Age group																					
Product Source Year	12	13	14	15	16	17	18	19	20	21 - 24	25 - 29	30 - 34	35 - 39	40 - 44	45 - 49	50 - 54	55 - 59	60 - 64	65 - 69	70 - 74	75 - 79	80 - 84	85+
60 70 UC U				36.5	46.0	56.3	67.4	75.3	83.2	80.9	82.4	84.0	85.6	86.4	85.6	84.8	82.4	80.1	74.5	67.4	61.0	59.5	59.5
60 71 UC U				36.7	46.3	56.7	67.9	75.9	83.9	81.5	83.1	84.7	86.3	87.1	86.3	85.5	83.1	80.7	75.1	67.9	61.5	59.9	59.9
63 72 UC U				32.1	40.5	49.6	59.3	66.3	73.3	71.2	72.6	74.0	75.4	76.1	75.4	74.7	72.6	70.5	65.6	59.3	53.7	52.4	52.4
94 73 U U			49.4	56.0	63.6																		
94 74 U U	15.8	30.8	33.8	38.3	43.6																		
95 75 U U				28.3	32.2	36.6	41.1	51.0	57.1	64.9	67.1	68.8	67.1	64.9	61.6	57.1	51.6	44.9	41.1	35.0	29.4	23.9	20.5

Central Asia

Frequency	Age group																					
Product Source Year	12	13	14	15	16	17	18	19	20	21 - 24	25 - 29	30 - 34	35 - 39	40 - 44	45 - 49	50 - 54	55 - 59	60 - 64	65 - 69	70 - 74	75 - 79	80 - 84	85+
78 76 U U														54.2	53.2	50.2	48.2						
79 77 U U									62.3	72.1	74.6					48.7	46.8						
81 5 UC R														58.3	57.3	54.1	52.0						
81 6 UC R														50.0	49.1	46.4	44.5						
81 78 U U														55.6	50.8	50.4	43.9						
89 79 UC A				14.8	18.4	22.6	26.9	29.8	43.2	50.0	51.7	50.5	48.8	45.1	44.3	41.9	40.2	36.2	32.6	28.7	25.4	21.7	18.9
89 80 UC A				NaN	NaN	NaN	NaN	NaN	59.6	69.0	71.4	69.6	67.3	63.5	62.4	58.9	56.6	37.2	33.5	40.4	35.8	30.6	26.6
91 81 U U				13.1	14.8	16.9	18.9	23.5	26.4	29.9	31.0	31.7	31.0	29.9	28.4	26.4	23.8	20.7	18.9	16.1	13.6	11.0	9.5
93 82 U U									52.7	59.8	61.9	53.6	52.3										
95 25 U U				26.4	30.1	34.2	38.4	47.7	53.4	60.6	62.7	64.3	62.7	60.6	57.5	53.4	48.2	42.0	38.4	32.7	27.5	22.3	19.2
95 26 U U				23.0	26.2	29.8	33.4	41.5	46.5	52.8	54.6	55.9	54.6	52.8	50.1	46.5	42.0	36.5	33.4	28.4	23.9	19.4	16.7

Multiple/unspecified region

Frequency	Age group																					
Product Source Year	12	13	14	15	16	17	18	19	20	21 - 24	25 - 29	30 - 34	35 - 39	40 - 44	45 - 49	50 - 54	55 - 59	60 - 64	65 - 69	70 - 74	75 - 79	80 - 84	85+
77 83 U U				21.5	26.8	33.0	39.3	43.6	48.4	56.0	57.9	56.5	54.6	52.7	51.7	48.8	46.9	43.1	38.8	33.5	29.7	25.4	22.0
81 84 U U				32.8	40.8	50.3	59.8	66.3	69.2	80.2	72.0	72.0	67.0	71.0	67.0	62.6	60.1	55.2	49.7	42.9	38.0	32.5	28.2
81 85 U U	10.8			46.2																			
84 86 U U				21.0	26.1	32.2	38.2	42.4	47.1	54.5	56.4	55.0	53.1	51.3	50.3	47.6	45.7	42.0	37.8	32.6	28.9	24.7	21.4

Russia

Frequency	Age group																					
Product Source Year	12	13	14	15	16	17	18	19	20	21 - 24	25 - 29	30 - 34	35 - 39	40 - 44	45 - 49	50 - 54	55 - 59	60 - 64	65 - 69	70 - 74	75 - 79	80 - 84	85+
75 27 UC U				5.0	5.9	6.6	7.4	9.4	15.7	16.9	16.9	19.3	18.5	8.5	8.0	6.8	5.9	12.1	9.8	7.4	5.6	5.4	3.4
75 28 U U				5.7	6.3	7.1	7.9	10.1	10.6	11.4	11.4	11.5	11.0	10.9	10.3	9.8	8.6	7.8	6.3	5.7	4.3	4.2	2.6
78 1 UC R																							
79 29 U U				8.4	9.4	10.5	11.8	15.0	15.7	16.9	16.9	19.3	18.5	8.7	8.2	9.4	8.2	7.5	6.1	5.4	4.2	4.0	2.5
81 30 UC R																							
81 31 U U	0.0	4.3	3.8	16.6	7.4	9.2	10.9	12.0	14.3	14.0	12.5	11.7	10.5	8.9	7.8	6.4	5.4	4.3	3.4	2.6	1.9	1.7	1.7
83 29 U U				7.2	9.2	11.4	13.7	15.1	18.0	17.7	15.8	19.8	17.7	10.1	8.9	9.3	7.9	6.2	5.0	3.8	2.8	2.4	2.4
84 32 U R																							
84 32 U A																							
85 7 UC R				7.4	9.5	11.8	14.2	15.6	18.6	18.3	16.3	15.3	13.6	11.6	6.6	5.4	6.6	5.2	4.2	3.1	2.3	2.0	2.0
85 7 A A				9.7	12.4	15.4	18.5	20.3	24.3	23.9	21.3	19.9	17.8	15.1	8.3	6.7	7.7	6.0	4.9	3.7	2.7	2.4	2.4
85 8 UC R				11.2	14.3	17.7	21.4	23.5	28.1	27.6	24.6	23.0	20.5	17.4	9.0	7.4	7.4	5.8	4.6	3.5	2.6	2.3	2.3
85 8 A A				12.6	16.1	20.0	24.1	26.5	31.7	31.2	27.8	26.0	23.2	19.7	10.6	8.7	8.3	6.5	5.2	3.9	2.9	2.5	2.5
85 9 UC R				1.6	2.0	2.5	3.0	3.3	4.0	3.9	3.5	3.3	3.2	2.7	2.5	2.0	2.9	2.2	1.8	1.4	1.0	0.9	0.9
85 9 A A				2.9	3.7	4.6	5.6	6.1	7.3	7.2	6.4	6.0	3.7	3.2	2.5	2.0	2.9	2.2	1.8	1.4	1.0	0.9	0.9
85 33 U U					30.0																		
85 34 UC *	0.0	0.0	1.3	4.8	4.2	12.3	14.8	16.3															
85 34 UC R	0.4	1.1	3.9	8.1	8.4	18.1	21.8	24.0															
85 34 UC A	0.8	4.1	6.3	13.5	18.1	28.2	33.9	37.3															
85 35 U U				6.9	8.9	11.0	13.3	14.6	17.4	17.1	15.3	14.3	12.7	10.8	9.5	7.8	6.6	5.2	4.2	3.2	2.3	2.0	2.0
86 10 UC R				1.8	2.3	2.9	3.5	3.8	4.6	4.5	4.0	3.8	5.3	4.5	2.1	1.7	3.4	2.7	2.2	1.6	1.2	1.1	1.1
86 10 A A				2.0	2.6	3.2	3.9	4.2	5.1	5.0	4.4	4.1	6.3	5.4	2.1	1.7	3.4	2.7	2.2	1.6	1.2	1.1	1.1
86 29 U U				4.7	6.0	7.4	8.9	9.8	11.8	11.6	10.3	15.8	14.1	10.0	8.8	3.7	3.2	2.5	2.0	1.5	1.1	1.0	1.0
86 36 U U				9.5	12.2	15.1	18.2	20.0	24.0	23.5	21.0	19.6	17.5	14.9	13.0	10.7	9.1	7.1	5.7	4.3	3.2	2.8	2.8
86 37 U R	1.1	2.2	2.7	3.4	4.4																		
89 12 U U				7.0	9.0	11.2	13.5	14.8	17.7	17.4	15.5	14.5	12.9	11.0	9.6	7.9	6.7	5.3	4.2	3.2	2.4	2.1	2.1
89 32 U R				10.1	12.9	16.0	19.3	21.2															
89 32 U A				14.7	18.9	23.4	28.2	31.0															
90 41 UC R			2.0																				
90 41 UC A			6.0																				
91 37 U R	2.7	5.3	6.4	8.3	10.6																		
91 38 U U				17.7	22.6	28.1	33.8	37.2	44.5	43.7	39.0	36.4	32.5	27.6	24.2	19.8	16.9	13.3	10.7	8.1	6.0	5.2	5.2
91 42 TC R																							
92 39 U U				5.6	7.2	8.9	10.8	11.8	14.2	13.9	12.4	11.6	10.4	8.8	7.7	6.3	5.4	4.2	3.4	2.6	1.9	1.7	1.7
92 43 U R				9.5	12.2	15.1	18.2	20.0	23.9	23.5	21.0	19.6	13.8	11.7	7.2	5.9	3.0	2.4	1.9	1.5	1.1	0.9	0.9
92 44 U R		17.2	20.7	26.6	34.0																		
92 45 U U				12.1	15.5	19.2	23.2	25.5	30.5	29.9	26.7	24.9	22.3	18.9	16.6	13.5	11.6	9.1	7.3	5.5	4.1	3.6	3.6
93 15 UC R		5.0		10.0																			
93 40 U U				18.6	23.8	29.6	35.6	39.1															
93 44 U U		26.5	32.0	41.0	52.5																		
93 46 UC A		9.5	11.4	14.7																			
93 46 UC R		2.2	2.6	3.4																			
93 47 UC R				3.4	4.4	5.4	6.5	7.2	8.6	8.4	7.5	7.0	6.3	5.3	4.7	3.8	3.3	2.6	2.1	1.6	1.2	1.0	1.0
93 48 U U				21.4	27.4	34.0	41.0	45.1	53.9	53.0	47.3	44.1	39.4	33.4	29.3	24.0	20.5	16.1	12.9	9.8	7.3	6.3	6.3
93 49 U U											19.3	18.0											
94 32 U R																							
94 32 U A																							
95 34 UC R	1.8	0.8	12.0	21.3	30.9	31.6	43.0	47.3															
95 34 UC A	5.5	11.0	13.3	17.0	21.8	27.0	32.5	35.8															
95 50 UC U			7.1	9.2	5.8	7.2	16.8	18.4	19.7	19.3	17.8	16.6	11.7	9.9	9.4	7.7	2.2	1.7	1.9	1.4	0.6	0.6	0.6
95 50 A U			7.1	9.2	5.8	7.2	16.8	18.4	19.7	19.3	17.9	16.7	11.7	9.9	9.4	7.7	2.4	1.9	1.9	1.4	0.6	0.6	0.6
95 51 U U				8.2	10.6	13.1	15.8	17.3	30.4	29.8	27.7	25.9	23.1	19.6	17.2	14.0	12.0	9.4	7.6	5.7	4.3	3.7	3.7
95 52 U A		25.0	30.1	38.6																			
95 53 U U																							

Estonia

Frequency	Age group																					
Product Source Year	12	13	14	15	16	17	18	19	20	21-24	25-29	30-34	35-39	40-44	45-49	50-54	55-59	60-64	65-69	70-74	75-79	80-84	85+
81 54 U U	0.7	1.3	2.4	4.0	5.5	12.6	14.6	17.5															
90 55 U R				8.3	9.9	11.8	10.2	12.2	16.2	20.8	22.5	23.6	22.4	21.0	17.0	14.2	10.8	8.5	6.5	4.3	2.9	2.0	2.0
90 56 U U							16.4	19.7	26.2	33.6													
91 57 U R				2.0																			
91 57 U A				4.0																			
91 58 UC R			3.7	4.3																			
91 58 UC A			10.1	11.9																			
92 13 U U				8.5	10.2	12.1	14.0	16.8	22.3	28.6	31.0	32.4	30.7	28.8	23.3	19.5	14.8	11.7	8.9	5.9	4.0	2.8	2.8
92 59 U R				8.1	9.7	11.6	13.4	16.0	21.3	27.4	29.6	31.1	22.0	20.6	18.7	15.6	7.5	5.9	4.5	3.0	2.0	1.4	1.4
93 58 UC R			12.9	15.2																			
93 58 UC A			25.8	30.3																			
94 16 UC R		1.0		6.0																			
94 60 U R				10.0	12.2	14.5	16.8	20.1	26.7	34.3	37.1	38.8	36.8	34.5	27.9	23.4	17.8	14.0	10.7	7.1	4.8	3.3	3.3
95 19 UC R				11.8	14.2																		
95 19 UC A				20.0	24.0																		
95 58 UC R			15.7	18.4																			
95 58 UC A			21.2	24.9																			
95 61 U U		14.5	16.4	19.3	23.2	27.5	31.9	38.1															

Latvia

Frequency	Age group																					
Product Source Year	12	13	14	15	16	17	18	19	20	21-24	25-29	30-34	35-39	40-44	45-49	50-54	55-59	60-64	65-69	70-74	75-79	80-84	85+
90 17 UC A		8.0		14.0																			
93 17 UC R		3.0		14.0																			
93 62 U R				5.1	6.2	7.3	8.5	10.1	13.5	17.3	18.7	19.6	18.6	17.5	14.1	11.8	9.0	7.1	5.4	3.6	2.4	1.7	1.7
95 20 UC R				11.8	14.2																		
95 20 UC A				23.6	28.4																		

Lithuania

Frequency	Age group																					
Product Source Year	12	13	14	15	16	17	18	19	20	21-24	25-29	30-34	35-39	40-44	45-49	50-54	55-59	60-64	65-69	70-74	75-79	80-84	85+
73 63 UC R																							
78 2 UC R																							
81 64 UC *	0.6	1.1	1.4	1.8	2.2	2.8	3.4	3.7															
81 64 UC R	1.5	2.9	3.5	4.5	5.8	7.2	8.7	9.5															
81 64 UC A	2.5	4.9	5.9	7.6	9.7	12.0	14.5	15.9															
82 64 UC *	0.5	0.9	1.1	1.4	1.8	2.2	2.7	2.9															
82 64 UC R	1.3	2.6	3.2	4.1	5.2	6.5	7.8	8.6															
82 64 UC A	2.3	4.6	5.5	7.1	9.0	11.2	13.5	14.9															
83 65 U U											7.9												
84 11 UC R				1.7	2.2	2.7	3.3	3.6	4.4	4.3	3.8	3.6	4.1	3.5	4.3	3.5	3.0	2.4	1.9	1.4	1.1	0.9	0.9
84 11 A A				2.9	3.7	4.6	5.5	6.1	7.3	7.1	6.4	5.9	5.3	4.5	6.0	4.9	4.8	3.7	3.0	2.3	1.7	1.5	1.5
85 64 UC *	0.2	0.4	0.5	0.7	0.8	1.0	1.2	1.4															
85 64 UC R	0.8	1.5	1.8	2.3	3.0	3.7	4.4	4.9															
85 64 UC A	1.4	2.7	3.3	4.2	5.4	6.7	8.0	8.8															
85 66 U U				0.0																			
92 14 U U				7.0	9.0	11.1	13.4	14.7	17.6	17.3	15.5	14.4	12.9	10.9	9.6	7.8	6.7	5.3	4.2	3.2	2.4	2.1	2.1
93 65 U U											17.9												
93 67 UC R				3.7	4.7	5.8	7.0	7.7	9.2	9.1	8.1	7.6	6.8	5.7	5.0	4.1	3.5	2.8	2.2	1.7	1.2	1.1	1.1
94 18 UC R		0.2		4.0																			
95 21 UC R				7.0	9.0																		
95 21 UC A				15.8	20.2																		
95 67 UC R																			2.3	1.7	1.3		

Ukraine, Belorussia, Moldova

Frequency	Age group																					
Product Source Year	12	13	14	15	16	17	18	19	20	21 - 24	25 - 29	30 - 34	35 - 39	40 - 44	45 - 49	50 - 54	55 - 59	60 - 64	65 - 69	70 - 74	75 - 79	80 - 84	85+
81 3 UC R																							
81 4 UC R																							
81 68 U U				3.1	4.0	5.0	6.0	6.6	7.8	7.7	6.9	6.4	5.7	4.9	4.3	3.5	3.0	2.3	1.9	1.4	1.1	0.9	0.9
90 69 U U				3.7	4.7	5.8	7.0	7.7	9.2	9.0	8.1	7.5	6.7	5.7	5.0	4.1	3.5	2.7	2.2	1.7	1.2	1.1	1.1
93 68 U U				6.6	8.4	10.4	12.5	13.8	16.5	16.2	14.5	13.5	12.0	10.2	9.0	7.3	6.3	4.9	4.0	3.0	2.2	1.9	1.9
95 22 UC R				12.3	15.7																		
95 22 UC A				24.6	31.4																		
95 23 U U				8.8	11.2	13.9	16.8	18.5	22.1	21.7	19.4	18.1	16.1	13.7	12.0	9.8	8.4	6.6	5.3	4.0	3.0	2.6	2.6
95 24 U U				4.9	6.3	7.8	9.4	10.3	12.3	12.1	10.8	10.1	9.0	7.6	6.7	5.5	4.7	3.7	3.0	2.2	1.7	1.4	1.4
95 69 U U				15.0	19.2	23.8	28.7	31.5	37.7	37.0	33.1	30.9	27.6	23.4	20.5	16.8	14.3	11.2	9.0	6.8	5.1	4.4	4.4

Armenia, Azerbaijan, Georgia

Frequency	Age group																					
Product Source Year	12	13	14	15	16	17	18	19	20	21 - 24	25 - 29	30 - 34	35 - 39	40 - 44	45 - 49	50 - 54	55 - 59	60 - 64	65 - 69	70 - 74	75 - 79	80 - 84	85+
60 70 UC U				4.0	4.5	5.1	5.7	7.2	7.6	8.2	8.2	8.2	7.9	7.8	7.3	7.0	6.1	5.6	4.5	4.0	3.1	3.0	1.9
60 71 UC U				4.4	4.9	5.5	6.2	7.8	8.2	8.9	8.9	8.9	8.6	8.5	8.0	7.6	6.7	6.1	4.9	4.4	3.4	3.2	2.1
63 72 UC U				2.8	3.1	3.5	3.9	5.0	5.3	5.7	5.7	5.7	5.5	5.4	5.1	4.9	4.3	3.9	3.1	2.8	2.2	2.1	1.3
94 73 U U			16.2	20.8	26.6																		
94 74 U U	3.4	6.8	8.2	10.5	13.5																		
95 75 U U				10.9	13.9	17.3	20.8	22.9	27.4	26.9	24.0	22.4	20.0	17.0	14.9	12.2	10.4	8.2	6.6	5.0	3.7	3.2	3.2

Central Asia

Frequency	Age group																					
Product Source Year	12	13	14	15	16	17	18	19	20	21 - 24	25 - 29	30 - 34	35 - 39	40 - 44	45 - 49	50 - 54	55 - 59	60 - 64	65 - 69	70 - 74	75 - 79	80 - 84	85+
78 76 U U																							
79 77 U U									14.0	15.1	15.1												
81 5 UC R																							
81 6 UC R																							
81 78 U U																							
89 79 UC A				0.4	0.5	0.6	0.7	0.8															
89 80 UC A				1.8	2.3	2.8	3.4	3.7	4.4	4.4	3.9	3.6	3.2	2.7	2.4	2.0	1.7	1.3	1.1	0.8	0.6	0.5	0.5
91 81 U U				0.3	0.4	0.5	0.6	0.6	0.7	0.7	0.6	0.6	0.5	0.5	0.4	0.3	0.3	0.2	0.2	0.1	0.1	0.1	0.1
93 82 U U									11.8	11.6	10.3	15.7	14.0										
95 25 U U				9.9	12.6	15.7	18.9	20.8	24.8	24.4	21.8	20.3	18.1	15.4	13.5	11.0	9.4	7.4	6.0	4.5	3.3	2.9	2.9
95 26 U U				1.2	1.6	1.9	2.3	2.6	3.1	3.0	2.7	2.5	2.2	1.9	1.7	1.4	1.2	0.9	0.7	0.6	0.4	0.4	0.4

Multiple/unspecified region

Frequency	Age group																					
Product Source Year	12	13	14	15	16	17	18	19	20	21 - 24	25 - 29	30 - 34	35 - 39	40 - 44	45 - 49	50 - 54	55 - 59	60 - 64	65 - 69	70 - 74	75 - 79	80 - 84	85+
77 83 U U				10.9	12.2	13.7	15.3	19.5	20.4	22.1	22.1	22.2	21.3	21.1	19.9	19.0	16.6	15.1	12.2	10.9	8.4	8.0	5.1
81 84 U U				6.3	8.1	10.1	12.1	13.3	15.2	14.9	5.0	5.0	2.0	4.0	8.0	4.5	3.8	3.0	2.4	1.8	1.4	1.2	1.2
81 85 U U	2.5			8.1																			
84 86 U U				7.5	9.6	11.9	14.3	15.8	18.9	18.5	16.5	15.4	13.8	11.7	10.3	8.4	7.2	5.6	4.5	3.4	2.5	2.2	2.2

Frequency	Age group																					
Product Source Year	12	13	14	15	16	17	18	19	20	21 - 24	25 - 29	30 - 34	35 - 39	40 - 44	45 - 49	50 - 54	55 - 59	60 - 64	65 - 69	70 - 74	75 - 79	80 - 84	85+
58 1 UC R														53.5	57.8	62.7	56.3						
58 2 UC R														57.9	55.8	66.7	59.5						
62 3 UC R														48.5	48.1	51.1	45.6						
63 4 UC R														62.0	63.0	67.0	59.0						
64 5 UC R														50.0	46.0	38.0	32.0						
64 6 UC U				30.3	38.2	46.7	56.0	62.5	69.1	67.1	68.5	69.8	71.1	71.8	71.1	70.4	68.5	66.5	61.9	56.0	50.7	49.4	49.4
64 7 UC U				25.5	32.2	39.4	47.2	52.7	58.3	56.6	57.7	58.8	59.9	60.5	59.9	59.4	57.7	56.1	52.2	47.2	42.7	41.6	41.6
66 8 U R				28.5	44.2	45.1	46.0	51.4															
69 9 UC U				15.3	19.2	23.5	28.2	31.5	34.8	33.8	49.8	50.8	63.2	63.8	66.6	66.0	67.1	65.2	43.2	39.1	35.4	34.5	34.5
69 9 A U				15.3	19.2	23.5	28.2	31.5	34.8	33.8	50.8	51.8	65.8	66.4	72.4	71.8	74.4	72.3	54.0	48.8	44.2	43.1	43.1
70 10 U U				25.4	31.6	38.9	46.2	51.3	56.9	65.9	68.2	66.5	64.2	62.0	60.9	57.5	55.2	50.7	45.6	39.4	34.9	29.9	25.9
72 11 UC R														54.2	53.2	50.2	48.2						
72 12 UC R				26.2	32.7	40.2	47.8	53.1	47.8	55.4	57.3	58.9	56.9	60.3	59.2	57.4	55.2	50.7	45.2	39.0	34.6	29.5	25.6
73 8 U R	3.8	4.3	15.9	27.7	36.3	45.0	51.7	57.4															
74 13 U U				30.1	37.5	46.2	54.9	60.9															
75 14 U R				16.8	18.9	28.4	53.8	59.7															
79 15 U R				12.8	19.8	33.6	52.9	58.7															
80 27 U U											70.8	69.0											
83 28 U U						34.7	41.3																
84 8 U R				21.2	25.8	35.0	37.9	42.1															
84 16 U R				19.7																			
84 17 U R				4.0	6.0	24.0	10.0	11.1															
84 18 U R				3.0	5.7	20.0	10.5	11.7															
84 29 UC R				26.9	33.5	41.2	49.0	54.4	60.3	69.9	72.3	70.5	59.2	57.1	48.7	46.0	38.3	35.2	31.7	27.4	24.2	20.7	18.0
84 29 A A				27.7	34.4	42.4	50.4	56.0	62.1	72.0	74.4	72.6	60.7	58.6	49.8	47.0	40.9	37.6	33.8	29.2	25.9	22.1	19.2
84 30 MC R				24.8	30.8	38.0	45.1	50.1	55.6	64.4	66.6	64.9	62.7	60.5	59.4	56.1	53.9	49.5	44.6	38.5	34.1	29.2	25.3
85 19 U R				7.0	23.5																		
85 27 U U				23.0	28.7	35.3	42.0	46.6	51.7	59.9	61.9	60.4	58.4	56.3	55.3	52.2	50.2	46.1	41.5	35.8	31.7	27.1	23.5
86 20 U R				26.8	30.0	29.4	52.4	58.2															
86 21 U R				10.2	18.0	22.2	35.5	39.4															
86 22 U R				14.7	15.2	15.4	20.6	22.9															
86 23 U R				9.3	19.4	32.1	38.2	42.4															
86 24 U R					19.1																		
86 31 UC U			31.4	40.4	50.3	61.9	73.6	81.7															
87 32 U U				21.5	26.8	33.0	39.3	43.6	48.4	56.0	57.9	56.5	54.6	52.7	51.7	48.8	46.9	43.1	38.8	33.5	29.7	25.4	22.0
88 33 U R				18.5	23.0	28.3	33.6	37.3	41.4	48.0	49.6	48.4	46.7	45.1	44.3	41.8	40.2	36.9	33.2	28.7	25.4	21.7	18.9
89 8 U R				13.6	19.9	34.6	39.7	44.1															
89 25 U R				22.8	33.6	22.8	35.8	39.7															
89 34 U U												54.9	53.1										
90 27 U U											60.3	61.7											
91 8 U R	1.0	1.3	4.1	7.2	10.2	15.0	23.4	29.1															
91 26 U R				21.6	23.6	25.5	30.9	38.4															
94 33 U R				17.3	19.7	22.4	25.2	31.3	35.0	39.8	41.1	42.2	41.1	39.8	37.7	35.0	31.6	27.5	25.2	21.4	18.0	14.6	12.6
94 35 UC R	13.8	15.9	20.7	25.5	15.9																		
95 36 U U				22.5	25.6	29.1	32.6	40.6	45.4	51.6	53.4	54.7	53.4	51.6	49.0	45.4	41.0	35.7	32.6	27.8	23.4	19.0	16.3
95 37 UC R				23.4	26.6																		
95 37 UC A				31.8	36.2																		
95 38 UC R				15.0	17.0																		
95 38 UC A				17.8	20.2																		

Annex A Prevalence of smoking – individual surveys. Yugoslavia, females

Frequency	Age group																					
Product Source Year	12	13	14	15	16	17	18	19	20	21 - 24	25 - 29	30 - 34	35 - 39	40 - 44	45 - 49	50 - 54	55 - 59	60 - 64	65 - 69	70 - 74	75 - 79	80 - 84	85+
58 1 UC R																							
58 2 UC R																							
62 3 UC R																							
63 4 UC R																							
64 5 UC R																							
64 6 UC U																							
64 7 UC U																							
66 8 U R				2.6	12.4	9.6	21.6	31.7															
69 9 UC U				2.0	2.0	2.0	2.0	3.0	3.9	4.9	8.4	8.9	14.7	15.5	24.9	26.6	28.6	28.2	20.0	20.0	20.0	20.0	20.0
69 9 A U				2.0	2.0	2.0	2.0	3.0	3.9	4.9	8.4	8.9	14.7	15.5	24.9	26.6	28.6	28.2	20.0	20.0	20.0	20.0	20.0
70 10 U U				3.9	4.7	5.5	6.4	7.7	10.2	13.1	14.2	14.8	14.1	13.2	10.7	8.9	6.8	5.3	4.1	2.7	1.8	1.3	1.3
72 11 UC R														18.5	15.0	12.5	9.5						
72 12 UC R				13.8	16.6	19.7	22.8	27.2	9.4	12.1	13.1	11.4	10.8	11.3	9.2	8.9	6.8	5.3	7.0	4.7	3.2	2.2	2.2
73 8 U R	0.0	0.9	4.1	13.1	15.8	21.0	30.0	35.9															
74 13 U U				15.5	18.6	22.1	25.6	30.6															
75 14 U R				0.0	6.0	25.0	37.5	44.9															
79 15 U R				3.3	7.3	7.6	7.1	8.5															
80 27 U U											47.0	49.2											
83 28 U U						40.8	47.2																
84 8 U R				10.3	20.1	26.8	34.0	40.7															
84 16 U R				18.7																			
84 17 U R				5.0	7.0	22.0	26.0	31.1															
84 18 U R				6.4	1.7	13.9	29.8	35.7															
84 29 UC R				13.4	16.1	19.1	22.1	26.4	35.1	45.2	48.8	51.2	39.1	36.7	26.5	22.1	19.5	15.3	11.7	7.8	5.3	3.6	3.6
84 29 A A				14.9	17.9	21.2	24.6	29.4	39.1	50.3	54.4	57.0	43.7	41.0	27.8	23.2	22.9	18.0	13.8	9.2	6.2	4.3	4.3
84 30 MC R																							
85 19 U R				3.2	12.1																		
85 27 U U				12.2	14.7	17.4	20.2	24.2	32.1	41.3	44.6	46.8	44.3	41.6	33.6	28.1	21.4	16.8	12.8	8.6	5.8	4.0	4.0
86 20 U R				18.5	26.3	32.3	47.1	56.4															
86 21 U R				10.3	27.1	19.4	43.5	52.1															
86 22 U R				8.0	12.3	12.0	10.1	12.1															
86 23 U R				6.8	15.9	23.1	34.2	40.9															
86 24 U R					7.8																		
86 31 UC U			30.5	35.9	43.1	51.2	59.2	70.9															
87 32 U U				6.1	7.4	8.7	10.1	12.1	16.1	20.7	22.4	23.5	22.3	20.9	16.9	14.1	10.7	8.4	6.4	4.3	2.9	2.0	2.0
88 33 U R				10.9	13.1	15.5	18.0	21.5	28.6	36.8	39.8	41.7	39.5	37.0	30.0	25.1	19.1	15.0	11.4	7.6	5.2	3.5	3.5
89 8 U R				7.3	14.8	22.1	36.9	44.2															
89 25 U R				9.0	12.4	20.9	27.0	32.3															
89 34 U U											48.0												
90 27 U U											39.1	40.9											
91 8 U R	0.0	0.0	1.8	4.0	9.7	11.6	21.4	25.6															
91 26 U R				3.9	10.1	13.3	25.2	30.2															
94 33 U R				9.1	10.9	13.0	15.0	18.0	23.9	30.7	33.2	34.8	33.0	31.0	25.0	20.9	15.9	12.5	9.6	6.4	4.3	3.0	3.0
94 35 UC U																							
95 36 U U				12.0	14.4	17.2	19.9	23.8	31.6	40.6	43.9	46.0	43.6	40.9	33.1	27.7	21.1	16.5	12.6	8.4	5.7	3.9	3.9
95 37 UC R				17.3	20.7																		
95 37 UC A				25.5	30.5																		
95 38 UC R				13.6	16.4																		
95 38 UC A				18.2	21.8																		

Annex A Notes

Source: see *Notes on sources of survey data* in relevant chapter of IntSS2

Product: MC = manufactured cigarettes
TC = total cigarettes (including hand-rolled)
UC = cigarettes (type unspecified)
A = all products

Frequency: A = all smokers (including occasional)
R = regular or daily smokers

U = unspecified

* = refer to *Notes on sources of survey data* in relevant chapter of IntSS2

Styles of dividers between age groups are defined on p. 20

Product Source Year	Age group 12	13	14	15	16	17	18	19	20	21-24	25-29	30-34	35-39	40-44	45-49	50-54	55-59	60-64	65-69	70-74	75-79	80-84	85+
68 11 UC	0.2	0.4	0.5	0.8	1.0																		
72 5 TC		1.0	1.8	2.5	4.2	6.2	9.1	9.9	11.5	13.6	13.7	14.5	14.4	14.6	14.0	13.2	12.2	10.5	9.0	7.2	5.4	3.8	3.1
73 5 TC		0.8	1.6	2.1	3.6	5.3	10.0	10.9	12.6	14.9	13.2	14.0	13.9	13.9	13.3	12.5	12.6	10.9	9.3	7.4	5.6	3.9	3.2
73 11 UC	0.4	0.8	1.1	1.4	1.7																		
74 2 UC				3.3	6.0	8.8	11.6	12.7	12.5	14.7	13.4	15.3	14.6	13.8	15.1	15.3	12.5	10.1	8.7	10.2	7.6	5.4	4.3
74 5 TC		1.5	2.9	4.0	6.7	9.8	10.0	10.9	12.7	14.9	14.0	14.8	14.7	14.7	14.1	13.2	11.7	10.1	8.7	6.9	5.2	3.6	2.9
75 5 TC		1.4	2.6	3.6	6.0	8.8	9.7	10.6	12.3	14.5	13.7	14.5	14.4	15.1	14.5	13.6	11.3	9.7	8.3	6.6	5.0	3.5	2.8
76 2 UC				2.9	4.6	6.8	8.9	9.7	10.9	12.9	12.2	12.6	13.2	12.9	11.9	14.5	11.3	8.6	7.4	8.5	6.3	4.5	3.6
76 5 TC		1.4	2.6	3.5	6.0	8.7	9.6	10.5	12.1	14.3	12.4	13.1	13.0	13.2	12.6	11.9	11.2	9.7	8.3	6.6	4.9	3.5	2.8
77 3 MC				2.9	4.9	7.2	7.8	8.5	9.9	11.7	13.7	14.5	14.4	14.4	13.3	12.5	11.3	9.7	5.3	4.2	3.1	2.2	1.8
77 5 TC		1.4	2.7	3.6	6.1	8.9	8.6	9.4	10.9	12.8	12.9	13.7	13.5	14.6	14.0	13.2	11.8	10.1	8.7	6.9	5.2	3.6	2.9
78 5 TC		1.3	2.4	3.3	5.6	8.1	9.9	10.8	12.5	14.8	13.4	14.2	14.0	13.9	13.3	12.5	10.6	9.1	7.9	6.3	4.7	3.3	2.7
80 2 UC				2.9	5.1	7.5	9.9	10.8	12.1	14.3	14.0	12.4	14.7	14.4	15.9	15.3	11.1	6.1	5.2	6.8	5.1	3.6	2.9
80 6 TC *				1.9	3.2	4.7	6.2	6.7	7.8	9.2	9.6	6.8	9.4	14.0	10.8	8.2	8.4	7.0	6.0	4.8	3.6	2.5	2.0
83 2 UC				2.9	3.7	5.4	7.1	7.8	9.0	10.6	11.1	11.8	11.7	11.7	11.2	10.5	9.5	8.2	7.0	5.6	4.2	2.9	2.4
83 6 TC *				1.7	3.0	4.3	5.7	6.2	7.2	8.5	8.9	8.9	8.4	7.2	9.8	9.4	9.6	6.6	5.7	4.5	3.4	2.4	1.9
83 7 UC *													8.9	8.9	8.5	8.0							
83 8 UC *													9.3	9.3	8.9	8.4							
83 9 UC			1.6	2.2	3.7	5.4	7.1	7.7	8.9	10.5	11.0	11.7	11.6	11.6	11.1	10.4	9.4	8.1	7.0	5.5	4.1	2.9	2.4
84 9 UC			1.6	2.1	3.6	5.3	6.9	7.6	8.8	10.3	10.8	11.4	11.3	11.3	10.9	10.2	9.2	7.9	6.8	5.4	4.1	2.9	2.3
84 10 UC	0.2	0.5	1.0	1.8	1.9	2.0	2.6	2.9															
85 12 UC	0.1	0.3	0.4	1.1																			
85 14 UC			1.6	2.2	3.7	5.4	7.1	7.8	9.6	11.3	11.8	12.5	12.4	11.0	10.6	10.0	9.0	7.7	6.6	5.3	3.9	2.8	2.2
85 16 UC	0.1	0.6	0.6	1.7																			
87 10 UC	0.1	0.3	0.9	1.6	1.8	1.7	2.2	2.4															
89 2 MC				1.3	3.2	4.7	6.2	6.7	7.8	9.2	9.6	10.2	10.1	10.1	9.7	9.1	8.2	7.1	6.1	4.9	3.6	2.6	2.1
89 6 TC *				2.8	4.7	6.9	9.1	9.9	7.4	8.7	10.5	9.3	9.8	10.0	12.5	11.1	7.1	5.6	5.8	2.8	2.1	1.5	1.2
90 10 UC	0.1	0.4	0.7	1.3	1.7	1.8	2.4	2.6															
90 13 MC				1.8	3.1	4.5	6.8	7.5	8.6	10.2	10.6	11.2	10.9	10.9	10.5	9.9	8.0	6.8	4.4	3.5	1.7	1.2	1.0
91 14 UC			1.6	2.1	3.6	5.3	7.0	7.7	7.1	8.4	8.7	9.3	9.2	9.3	8.9	8.4	7.6	6.5	5.6	4.5	3.3	2.4	1.9
92 2 UC				1.4	3.0	4.5	5.9	6.4	7.4	8.8	9.1	9.7	9.6	9.6	9.2	8.7	7.8	6.7	5.8	4.6	3.4	2.4	2.0
93 10 UC	0.1	0.3	0.7	1.2	1.8	2.2	2.9	3.1															
95 2 UC *				1.4	2.8	4.1	5.4	5.9	6.8	8.1	8.4	8.9	8.9	8.9	8.5	8.0	7.2	6.2	5.3	4.2	3.2	2.2	1.8

Notes to Annex B are on p. 201

Product Source Year	Age group 12	13	14	15	16	17	18	19	20	21-24	25-29	30-34	35-39	40-44	45-49	50-54	55-59	60-64	65-69	70-74	75-79	80-84	85+
68 11 UC	0.0	0.0	0.1	0.2	0.4																		
72 5 TC		0.5	1.2	1.8	2.3	3.3	5.1	6.5	6.6	7.6	7.3	7.5	7.5	8.3	8.1	7.5	6.2	4.9	3.6	2.6	1.8	1.2	1.0
73 5 TC		0.6	1.5	2.2	2.9	4.0	5.4	6.9	7.0	8.0	8.4	8.6	8.6	8.8	8.6	7.9	7.2	5.6	4.2	3.0	2.1	1.4	1.1
73 11 UC	0.1	0.4	0.7	0.8	0.9																		
74 2 UC				3.3	4.5	6.3	7.3	9.2	8.7	10.1	9.6	7.6	7.3	7.5	9.1	10.1	7.0	4.1	3.1	3.1	2.2	1.5	1.2
74 5 TC		0.9	2.2	3.3	4.3	6.0	6.4	8.1	8.2	9.5	9.0	9.2	9.2	9.0	8.8	8.1	7.0	5.5	4.1	2.9	2.1	1.4	1.1
75 5 TC		0.8	2.2	3.3	4.2	5.9	6.1	7.8	7.9	9.1	8.4	8.7	8.7	8.5	8.3	7.7	7.0	5.5	4.1	2.9	2.0	1.4	1.1
76 2 UC				2.9	4.1	5.7	6.6	8.4	8.9	10.3	9.7	9.1	6.6	8.5	8.8	9.0	4.1	4.8	3.6	3.6	2.5	1.7	1.3
76 5 TC		0.9	2.3	3.4	4.4	6.2	6.7	8.6	8.6	10.0	8.0	8.2	8.2	7.3	7.2	6.6	6.6	5.1	3.8	2.7	1.9	1.3	1.0
77 3 MC				3.7	4.7	6.6	6.1	7.7	7.8	9.0	8.1	8.3	8.3	8.1	7.9	7.3	6.3	4.9	3.2	2.3	1.6	1.1	0.8
77 5 TC		1.0	2.5	3.8	4.8	6.8	7.1	9.0	9.1	10.5	9.1	9.3	9.3	9.5	9.3	8.6	7.4	5.8	4.3	3.1	2.2	1.5	1.2
78 5 TC		0.8	2.1	3.1	4.0	5.6	7.2	9.1	9.2	10.6	8.2	8.4	8.4	8.1	7.9	7.3	8.2	6.4	4.8	3.4	2.4	1.6	1.3
80 2 UC				2.9	4.3	6.7	8.4	9.8	9.1	9.6	10.1	10.1	9.8	8.3	5.5	8.6	6.4	6.8	5.7	2.6	2.1	1.1	0.3
80 6 TC *				1.0	1.7	2.6	3.3	3.9	4.2	4.3	4.1	7.1	4.5	5.8	5.2	4.8	4.4	3.8	3.1	2.3	1.8	1.0	0.2
83 2 UC				2.9	4.4	6.9	8.6	10.1	10.8	11.3	10.8	10.3	9.4	8.5	7.5	6.0	5.0	3.4	2.8	2.1	1.7	0.9	0.2
83 6 TC *				1.5	2.4	3.7	4.6	5.4	5.8	6.1	5.8	3.9	6.4	5.5	4.2	5.0	5.0	3.8	3.1	2.3	1.8	1.0	0.2
83 7 UC *													4.8	4.3	3.8	3.1							
83 8 UC *													5.8	5.2	4.6	3.7							
83 9 UC			1.8	2.7	4.5	6.9	8.6	10.2	10.9	11.4	10.8	10.3	9.4	8.5	7.5	6.0	5.0	3.4	2.8	2.1	1.7	0.9	0.2
84 9 UC			1.7	2.6	4.3	6.7	8.4	9.8	10.5	11.0	10.4	10.0	9.1	8.2	7.2	5.9	4.8	3.3	2.7	2.0	1.6	0.8	0.2
84 10 UC	0.1	0.4	0.9	1.6	1.8	1.6	2.0	2.4															
85 12 UC	0.1	0.4	0.8	1.2																			
85 14 UC			1.6	2.4	4.0	6.1	7.7	9.0	8.8	9.2	8.7	8.3	7.6	8.9	7.9	6.4	5.2	3.6	3.0	2.2	1.7	0.9	0.2
85 16 UC	0.2	0.6	1.4	2.0																			
87 10 UC	0.1	0.3	0.8	1.3	1.6	1.5	1.9	2.3															
89 2 MC				1.3	3.9	6.0	7.5	8.9	9.5	9.9	9.4	9.0	8.2	7.4	6.5	5.3	4.3	3.0	2.4	1.8	1.4	0.8	0.2
89 6 TC *				2.8	4.5	7.0	8.8	10.3	7.5	7.9	8.9	6.9	8.0	6.2	8.7	7.8	8.0	4.9	4.0	3.2	2.5	1.3	0.3
90 10 UC	0.1	0.3	0.8	1.4	1.4	1.5	1.9	2.2															
90 13 MC				1.8	2.9	4.6	6.5	7.6	8.2	8.6	8.3	7.9	7.5	6.8	7.2	5.8	6.5	4.4	3.7	2.7	1.6	0.8	0.2
91 14 UC			1.3	2.0	3.2	5.0	6.2	7.3	8.8	9.2	8.7	8.3	7.6	10.3	9.0	7.3	6.0	4.1	3.4	2.5	2.0	1.0	0.3
92 2 UC				1.4	4.1	6.4	8.0	9.4	10.1	10.6	10.0	9.6	8.8	7.9	7.0	5.6	4.6	3.1	2.6	1.9	1.5	0.8	0.2
93 10 UC	0.1	0.3	0.8	1.2	1.6	1.8	2.2	2.6															
95 2 UC *				1.4	3.5	5.5	6.8	8.0	8.6	9.0	8.5	8.1	7.5	6.7	5.9	4.8	3.9	2.7	2.2	1.7	1.3	0.7	0.2

Annex B Cigarettes per person per day – individual surveys. Austria, males

Product Source Year	Age group 12	13	14	15	16	17	18	19	20	21-24	25-29	30-34	35-39	40-44	45-49	50-54	55-59	60-64	65-69	70-74	75-79	80-84	85+
72 1 UC				1.8	4.6	6.7	8.9	9.7	11.2	13.2	13.8	14.7	14.5	14.5	13.9	13.1	11.8	10.2	8.7	7.0	5.2	3.7	3.0
78 2 UC				1.5	4.7	6.8	9.0	9.8	11.4	13.4	14.0	14.8	14.7	14.7	14.1	13.3	12.0	10.3	8.9	5.6	4.2	3.0	2.4
79 1 UC				1.7	4.7	6.8	9.0	9.8	11.4	13.4	14.0	14.8	14.7	14.7	14.1	13.3	12.0	10.3	8.8	7.1	5.3	3.7	3.0
81 0 UC				1.6	4.8	7.0	9.3	10.1	11.7	13.8	14.4	11.9	11.8	11.8	11.4	10.9	9.9	8.5	7.3	5.8	4.3	3.1	2.5
86 1 UC				1.5	4.1	5.9	7.8	8.5	9.9	11.6	12.2	12.9	12.8	12.8	12.3	11.5	10.4	8.9	7.7	6.1	4.6	3.2	2.6
91 1 UC				2.1	3.5	5.2	6.8	7.4	8.6	10.1	10.6	12.0	11.9	11.9	9.8	9.2	8.3	6.4	5.5	4.4	3.0	2.1	1.7
95 7 UC				1.7	2.9	4.3	5.6	6.1	7.1	8.4	8.7	9.2	9.2	9.2	8.8	8.3	7.5	6.4	5.5	4.4	3.3	2.3	1.9

Annex B Cigarettes per person per day – individual surveys. Austria, females

Product Source Year	Age group 12	13	14	15	16	17	18	19	20	21-24	25-29	30-34	35-39	40-44	45-49	50-54	55-59	60-64	65-69	70-74	75-79	80-84	85+
72 1 UC				0.9	1.5	2.4	3.0	3.5	3.8	3.9	3.7	3.6	3.3	2.9	2.6	2.1	1.7	1.2	1.0	0.7	0.6	0.3	0.1
78 2 UC				0.8	2.0	3.2	4.0	4.7	5.0	5.2	5.0	4.7	4.3	3.9	3.4	2.8	2.3	1.6	1.3	2.0	1.6	0.8	0.2
79 1 UC				0.8	2.3	3.6	4.5	5.3	5.6	5.9	5.6	5.3	4.9	4.4	3.9	3.1	2.6	1.8	1.5	1.1	0.9	0.4	0.1
81 0 UC				1.6	2.7	4.3	5.3	6.2	6.7	7.0	6.6	6.3	5.7	5.2	4.6	4.8	3.9	2.7	2.2	2.1	1.7	0.9	0.2
86 1 UC				1.5	2.6	4.1	5.1	6.0	6.4	6.7	6.4	6.1	5.6	5.0	4.4	3.6	2.9	2.0	1.7	1.2	1.0	0.5	0.1
91 1 UC				1.3	2.2	3.3	4.2	4.9	5.3	5.5	5.2	6.9	6.3	5.7	4.5	3.7	3.0	1.9	1.6	1.2	0.7	0.4	0.1
95 7 UC				1.5	2.4	3.7	4.6	5.4	5.8	6.1	5.8	5.5	5.0	4.5	4.0	3.2	2.7	1.8	1.5	1.1	0.9	0.5	0.1

Annex B Cigarettes per person per day – individual surveys. Belgium, males

Product Source Year	Age group 12	13	14	15	16	17	18	19	20	21-24	25-29	30-34	35-39	40-44	45-49	50-54	55-59	60-64	65-69	70-74	75-79	80-84	85+
80 1 TC				3.3	5.6	8.1	10.7	11.7	13.5	15.9	14.1	14.9	14.8	14.8	10.8	10.2	9.2	7.9	7.9	6.3	4.7	3.3	2.7
80 16 MC				2.0	3.3	4.8	6.4	7.0	8.1	9.5	9.9	10.5	10.4	10.4	10.0	9.4	8.5	7.3	6.3	5.0	3.7	2.6	2.1
85 8 UC *				2.4	4.1	6.0	7.9	8.7	10.1	11.9	12.4	13.1	13.0	13.0	12.5	11.7	10.6	9.1	7.8	6.2	4.7	3.3	2.6
85 9 UC *				2.7	4.6	6.8	8.9	9.7	11.3	13.3	13.9	14.7	14.6	14.6	14.0	13.2	11.9	10.2	8.8	7.0	5.2	3.7	3.0

Annex B Cigarettes per person per day – individual surveys. Belgium, females

Product Source Year	Age group 12	13	14	15	16	17	18	19	20	21-24	25-29	30-34	35-39	40-44	45-49	50-54	55-59	60-64	65-69	70-74	75-79	80-84	85+
80 1 TC *				1.7	2.8	4.4	5.5	6.5	6.9	7.3	5.6	5.4	4.9	4.4	3.0	2.4	2.0	1.4	0.6	0.4	0.4	0.2	0.0
80 16 MC				1.4	2.4	3.7	4.6	5.4	5.8	6.0	5.7	5.4	5.0	4.5	4.0	3.2	2.6	1.8	1.5	1.1	0.9	0.5	0.1
85 8 UC *				2.4	4.0	6.2	7.7	9.0	9.7	10.1	9.6	9.2	8.4	7.6	6.7	5.4	4.4	3.0	2.5	1.9	1.5	0.8	0.2
85 9 UC *				2.4	4.0	6.1	7.7	9.0	9.7	10.1	9.6	9.2	8.4	7.6	6.7	5.4	4.4	3.0	2.5	1.9	1.5	0.8	0.2

Annex B Cigarettes per person per day – individual surveys. Bulgaria

No data

Product Source Year	Age group 12	13	14	15	16	17	18	19	20	21-24	25-29	30-34	35-39	40-44	45-49	50-54	55-59	60-64	65-69	70-74	75-79	80-84	85+
64 1 TC				2.9	5.0	7.3	9.6	10.5	13.2	15.6	16.6	17.6	17.4	17.4	17.7	16.7	15.0	12.9	9.9	7.9	5.9	4.1	3.3
65 1 TC				2.8	4.8	7.0	9.3	10.1	14.1	16.6	17.2	18.2	18.1	18.1	18.5	17.4	15.6	13.5	9.9	7.9	5.9	4.2	3.4
66 1 TC				3.0	5.0	7.3	9.6	10.5	13.9	16.3	17.1	18.1	18.0	18.0	18.2	17.1	15.4	13.2	10.2	8.1	6.0	4.3	3.4
67 1 TC				2.8	4.7	6.9	9.1	10.0	13.1	15.5	16.8	17.8	17.7	17.7	17.5	16.5	14.8	12.8	10.0	8.0	5.9	4.2	3.4
68 1 TC				2.7	4.6	6.8	8.9	9.7	12.7	15.0	15.9	16.9	16.8	16.8	16.6	15.6	14.0	12.1	10.0	7.9	5.9	4.2	3.4
69 1 TC				2.6	4.4	6.4	8.5	9.3	12.2	14.4	15.2	16.1	16.0	16.0	16.7	15.7	14.1	12.1	10.0	7.9	5.9	4.2	3.4
70 1 TC				2.9	5.0	7.3	9.6	10.5	12.4	14.6	15.7	16.6	16.5	16.5	16.6	15.7	14.1	12.1	10.1	8.1	6.0	4.3	3.4
71 1 TC				2.8	4.7	6.9	9.1	9.9	12.9	15.2	15.4	16.4	16.2	16.2	17.0	16.0	14.4	12.4	10.4	8.3	6.2	4.4	3.5
72 1 TC				3.0	5.1	7.4	9.7	10.6	12.4	14.6	15.5	16.5	16.3	16.3	17.1	16.1	14.5	12.5	10.4	8.3	6.2	4.4	3.5
73 1 TC				3.1	5.2	7.6	9.9	10.9	12.5	14.7	15.6	16.5	16.3	16.3	17.3	16.3	14.7	12.6	10.6	8.5	6.3	4.4	3.6
74 1 TC				3.1	5.2	7.6	10.0	10.9	12.9	15.2	15.6	16.5	16.3	16.3	16.5	15.5	14.0	12.0	10.0	8.0	5.9	4.2	3.4
75 1 TC				2.9	4.9	7.1	9.3	10.2	12.0	14.2	14.5	15.5	15.5	16.3	16.8	15.3	15.0	13.1	10.2	7.2	5.8	4.1	3.3
77 1 TC				2.6	4.4	6.5	8.5	9.3	11.8	13.9	15.1	16.0	15.9	15.9	16.1	15.1	13.6	11.7	10.1	8.1	6.0	4.3	3.4
78 10 UC				2.8	4.8	7.0	9.2	10.0	12.1	14.3	14.2	15.1	15.0	15.0	15.6	14.7	13.2	11.4	9.0	7.1	5.3	3.8	3.0
79 1 TC				3.0	5.2	7.5	9.9	10.8	11.1	13.1	14.4	15.3	15.1	15.1	15.6	14.7	13.2	11.4	9.1	7.3	5.4	3.8	3.1
81 1 TC				2.4	4.1	6.0	7.8	8.6	10.7	12.6	14.4	15.3	15.2	15.2	15.6	14.7	13.2	11.4	8.2	6.5	4.9	3.4	2.8
81 2 TC				4.1	6.9	10.1	13.4	14.6	10.8	12.8	13.5	14.4	14.2	14.2	14.9	14.0	12.7	10.9	8.4	6.7	5.0	3.5	2.8
83 1 TC				2.1	3.5	5.1	6.8	7.4	9.8	11.6	13.2	14.0	13.9	13.9	14.4	13.6	12.2	10.5	8.5	6.8	5.1	3.6	2.9
83 2 TC				3.6	6.0	8.8	11.6	12.7	9.8	11.6	12.4	13.1	13.0	13.0	13.8	13.0	11.7	10.1	8.2	6.5	4.9	3.4	2.8
85 3 UC				2.4	4.1	6.0	7.9	8.6	10.0	11.8	12.3	13.0	12.9	12.9	12.4	11.7	10.5	9.0	8.6	6.9	5.1	3.6	2.9
85 4 UC	0.4	0.8	1.5	2.0	3.5	5.1	6.7	7.3	8.5	10.0	10.4												
86 1 TC				1.8	3.1	4.5	5.9	6.4	8.1	9.6	12.0	12.8	12.7	12.7	13.7	12.9	11.6	10.0	7.7	6.1	4.6	3.2	2.6
86 1 UC				2.3	4.0	5.8	7.6	8.4	9.7	11.4	11.9	12.6	12.5	12.5	12.0	11.3	10.2	8.8	7.4	5.9	4.4	3.1	2.5
86 2 TC				2.1	3.5	5.1	6.7	7.4	8.2	9.7	11.7	12.4	12.3	12.3	13.8	13.0	11.7	10.1	6.2	4.9	3.7	2.6	2.1
88 15 UC				1.8	3.0	4.4	6.3	6.9	8.0	9.4	10.5	11.1	10.6	10.6	12.7	11.9	8.9	7.7	5.2	4.2	3.7	2.6	2.1
89 17 UC				1.8	3.0	4.4	5.8	6.3	8.0	9.5	9.1	9.6	10.7	10.7	10.8	10.2	9.4	8.1	6.9	5.5	4.1	2.9	2.3
91 3 UC				0.9	1.6	2.3	3.0	3.3	5.5	6.5	8.7	9.2	9.1	9.1	8.3	7.8	7.1	6.1	5.5	4.4	3.3	2.3	1.9
94 19 UC				1.3	2.3	3.3	4.3	4.7	5.8	6.8													
94 20 UC				1.7	2.8	4.1	5.4	5.9	5.4	6.3	8.5	9.0	9.9	9.9	9.5	8.9	7.5	6.4	5.5	4.4	3.3	2.3	1.9
94 21 UC	0.3	0.8	1.4	1.3	2.1	3.1	4.7	5.1															

Product Source Year	Age group 12	13	14	15	16	17	18	19	20	21-24	25-29	30-34	35-39	40-44	45-49	50-54	55-59	60-64	65-69	70-74	75-79	80-84	85+
64 1 TC				1.9	2.4	3.4	3.9	5.0	7.5	8.7	8.8	9.0	9.0	8.9	7.2	6.7	5.8	4.5	2.0	1.4	1.0	0.7	0.5
65 1 TC				1.9	2.4	3.4	3.9	5.0	7.4	8.6	9.1	9.4	9.4	9.2	7.7	7.1	6.1	4.8	2.4	1.7	1.2	0.8	0.6
66 1 TC				2.0	2.6	3.6	4.2	5.3	8.3	9.6	9.5	9.8	9.8	9.6	8.4	7.7	6.6	5.2	2.1	1.5	1.1	0.7	0.6
67 1 TC				2.1	2.7	3.7	4.3	5.5	8.1	9.3	9.2	9.4	9.4	9.3	8.5	7.8	6.7	5.2	2.5	1.8	1.3	0.8	0.7
68 1 TC				2.1	2.7	3.8	4.4	5.6	8.5	9.8	9.4	9.7	9.7	9.5	8.0	7.4	6.4	5.0	2.3	1.7	1.2	0.8	0.6
69 1 TC				2.3	2.9	4.1	4.7	6.0	7.6	8.8	9.1	9.3	9.3	9.2	8.3	7.7	6.6	5.2	3.0	2.1	1.5	1.0	0.8
70 1 TC				2.5	3.3	4.6	5.3	6.7	8.6	9.9	9.6	9.8	9.8	9.7	8.7	8.0	6.9	5.4	2.9	2.1	1.5	1.0	0.8
71 1 TC				2.6	3.3	4.6	5.4	6.8	8.2	9.5	9.6	9.8	9.8	9.7	9.0	8.3	7.1	5.6	3.1	2.2	1.6	1.1	0.8
72 1 TC				3.1	3.9	5.5	6.4	8.1	8.8	10.1	9.9	10.1	10.1	10.0	9.0	8.3	7.1	5.6	3.0	2.2	1.5	1.0	0.8
73 1 TC				3.2	4.1	5.8	6.7	8.5	8.9	10.2	9.8	10.0	10.0	9.9	9.3	8.6	7.4	5.8	3.4	2.4	1.7	1.1	0.9
74 1 TC				3.2	4.2	5.8	6.7	8.6	9.2	10.6	10.0	10.3	10.3	10.1	9.3	8.6	7.4	5.8	3.6	2.6	1.8	1.2	1.0
75 1 TC				3.3	4.2	5.9	6.8	8.6	8.7	10.0	10.1	10.2	10.4	9.4	10.2	9.0	7.7	6.1	4.0	2.1	1.4	1.0	0.8
77 1 TC				3.4	4.3	6.1	7.0	8.9	9.9	11.4	10.6	10.8	10.8	10.6	9.9	9.2	7.9	6.1	3.9	2.8	1.9	1.3	1.0
78 10 UC				3.8	4.8	6.8	7.8	10.0	9.2	10.6	10.0	10.2	10.2	10.1	9.9	9.2	7.9	6.2	3.9	2.8	2.0	1.3	1.1
79 1 TC				3.4	4.4	6.2	7.1	9.1	10.0	11.5	10.6	10.8	10.8	10.6	9.9	9.2	7.9	6.1	3.5	2.5	1.7	1.2	0.9
81 1 TC				3.3	4.3	6.0	6.9	8.8	10.6	12.2	10.3	10.5	10.5	10.4	10.3	9.6	8.2	6.4	3.8	2.7	1.9	1.3	1.0
81 2 TC				5.1	6.5	9.1	10.5	13.4	10.8	12.4	9.4	9.6	9.6	9.5	9.8	9.1	7.8	6.1	3.8	2.7	1.9	1.3	1.0
83 1 TC				2.6	3.4	4.7	5.4	6.9	9.3	10.8	10.3	10.5	10.5	10.3	10.0	9.2	7.9	6.2	4.0	2.9	2.0	1.4	1.1
83 2 TC				4.7	6.0	8.4	9.7	12.4	9.6	11.1	9.9	10.1	10.1	10.0	9.1	8.4	7.2	5.6	4.0	2.8	2.0	1.4	1.1
85 3 UC				2.9	3.7	5.2	6.0	7.6	7.7	8.9	9.1	9.3	9.3	9.2	9.0	8.3	7.1	5.6	4.8	3.4	2.4	1.6	1.3
85 4 UC	0.4	0.9	2.3	3.5	4.5	6.3	7.3	9.2	9.3	10.8	11.0												
86 1 TC				2.4	3.1	4.4	5.1	6.5	7.8	9.0	9.5	9.7	9.7	9.5	8.7	8.0	6.9	5.4	4.4	3.1	2.2	1.5	1.2
86 1 UC				2.9	3.8	5.3	6.1	7.8	7.9	9.1	9.3	9.5	9.5	9.4	9.2	8.5	7.3	5.7	4.1	2.9	2.0	1.4	1.1
86 2 TC				3.1	4.0	5.6	6.5	8.2	7.8	9.0	9.7	9.9	9.9	9.8	8.6	8.0	6.9	5.4	4.2	3.0	2.1	1.4	1.1
88 15 UC				2.3	2.9	4.1	5.8	7.3	7.4	8.5	9.4	9.7	10.6	10.4	8.6	8.0	5.5	4.3	3.3	2.4	1.9	1.3	1.0
89 17 UC				2.1	2.7	3.8	4.4	5.6	5.9	6.9	8.0	8.2	7.9	7.7	8.5	7.8	6.8	5.3	4.7	3.4	2.4	1.6	1.3
91 3 UC				2.3	3.0	4.2	4.9	6.2	4.6	5.3	7.1	7.3	7.3	7.2	8.4	7.8	6.7	5.2	3.1	2.2	1.6	1.1	0.8
94 19 UC				1.6	2.1	2.9	3.4	4.3	5.2	6.0													
94 20 UC				1.8	2.3	3.3	3.8	4.8	4.7	5.4	6.4	6.6	6.8	6.7	6.6	6.1	5.9	4.6	3.5	2.5	1.7	1.2	0.9
94 21 UC	0.1	0.6	1.5	1.9	2.5	3.5	3.3	4.2															

Annex B Cigarettes per person per day – individual surveys. Czechoslovakia, males

Czech Republic

Product Source Year	Age group 12	13	14	15	16	17	18	19	20	21-24	25-29	30-34	35-39	40-44	45-49	50-54	55-59	60-64	65-69	70-74	75-79	80-84	85+
83 21 UC				1.9	3.2	4.7	6.2	6.8	7.8	9.2	9.6	10.2	10.1	11.3	10.8	10.2	6.9	5.9	5.1	4.1	3.0	2.1	1.7
85 22 UC *				1.9	3.3	4.8	6.3	6.9	8.0	9.4	9.8	10.4	10.3	10.3	9.9	9.3	8.4	7.2	6.2	4.9	3.7	2.6	2.1
85 23 UC				1.9	3.3	4.8	6.3	6.9	8.0	9.4	9.8	10.4	13.1	13.1	10.0	9.5	7.9	6.8	5.9	4.7	3.5	2.5	2.0
88 23 UC				1.7	2.9	4.2	5.5	6.0	7.0	8.2	8.6	9.1	9.5	9.5	9.0	8.5	4.6	3.9	3.4	2.7	2.0	1.4	1.1
95 7 UC				2.5	4.2																		

Slovakia

Product Source Year	Age group 12	13	14	15	16	17	18	19	20	21-24	25-29	30-34	35-39	40-44	45-49	50-54	55-59	60-64	65-69	70-74	75-79	80-84	85+
81 36 UC				2.1																			
82 37 UC				3.5	5.9	8.6	11.3	12.4	14.4	16.9	17.7	18.7	18.6	18.6	17.8	16.8	15.1	13.0	11.2	8.9	6.6	4.7	3.8
95 8 UC				2.7	4.5																		

Annex B Cigarettes per person per day – individual surveys. Czechoslovakia, females

Czech Republic

Product Source Year	Age group 12	13	14	15	16	17	18	19	20	21-24	25-29	30-34	35-39	40-44	45-49	50-54	55-59	60-64	65-69	70-74	75-79	80-84	85+
83 21 UC				0.7	1.2	2.1	2.9	3.4	3.5	4.1	4.6	5.1	5.0	3.9	3.2	2.6	1.6	1.3	0.9	0.6	0.4	0.3	0.3
85 22 UC *				0.5	0.9	1.6	2.2	2.6	2.7	3.2	3.5	3.9	3.8	3.6	3.0	2.5	1.8	1.4	1.0	0.7	0.4	0.3	0.3
85 23 UC				0.7	1.2	2.0	2.7	3.2	3.3	3.9	4.3	4.9	5.1	4.9	2.8	2.3	1.5	1.2	0.9	0.6	0.4	0.3	0.3
88 23 UC				0.5	0.9	1.6	2.1	2.5	2.6	3.1	3.4	3.8	4.8	4.6	2.6	2.1	1.7	1.3	1.0	0.7	0.4	0.3	0.3
95 7 UC				1.6	2.1																		

Slovakia

Product Source Year	Age group 12	13	14	15	16	17	18	19	20	21-24	25-29	30-34	35-39	40-44	45-49	50-54	55-59	60-64	65-69	70-74	75-79	80-84	85+
81 36 UC				0.6																			
82 37 UC																							
95 8 UC				0.9	1.5																		

Product Source Year	Age group 12	13	14	15	16	17	18	19	20	21-24	25-29	30-34	35-39	40-44	45-49	50-54	55-59	60-64	65-69	70-74	75-79	80-84	85+
53 6 UC				4.7	4.7	4.7	4.7	5.9	7.4	8.6	8.8	9.2	8.7	7.8	6.2	5.1	3.2	1.6	0.6	0.3	0.1	0.1	0.1
54 6 UC				4.7	4.7	4.7	4.7	5.8	6.9	8.1	8.2	8.3	7.9	7.3	5.8	4.8	3.1	2.1	0.8	0.5	0.2	0.2	0.2
64 8 A *																17.7							
64 14 TC				1.5	2.6	3.8	5.0	5.4	6.3	7.4	7.8	8.2	8.2	8.2	7.8	7.4	6.6	5.7	4.9	3.9	2.9	2.1	1.7
67 8 A *																				16.4			
69 2 TC *				1.6	2.7	4.0	5.2	5.7	6.6	7.8	8.1	8.6	8.6	8.6	8.2	7.7	7.0	6.0	5.2	4.1	3.1	2.2	1.7
70 2 TC *				2.1	3.5	5.2	6.8	7.4	7.2	8.5	9.2	8.8	8.7	8.5	8.2	6.4	5.8	5.0	3.2	2.5	1.9	1.3	1.1
71 2 TC *				2.1	3.5	5.2	6.8	7.4	7.0	8.3	9.3	8.5	8.4	8.3	8.0	6.8	6.1	5.2	3.2	2.6	1.9	1.4	1.1
72 2 TC *				2.0	3.4	4.9	6.4	7.0	7.7	9.1	9.2	8.6	8.5	8.3	8.0	7.1	6.4	5.5	3.2	2.6	1.9	1.4	1.1
73 2 TC *				2.3	3.9	5.7	7.5	8.2	8.5	10.0	8.7	8.2	8.1	8.8	8.4	6.9	6.3	5.4	3.6	2.9	2.1	1.5	1.2
74 2 TC *				1.8	3.1	4.6	6.0	6.5	7.9	9.4	9.3	8.7	8.6	9.8	9.4	7.7	6.9	5.9	3.4	2.7	2.0	1.4	1.1
74 8 A *																		14.4					
75 2 TC *				1.9	3.3	4.8	6.3	6.9	8.1	9.5	9.6	9.0	8.9	9.7	9.3	7.0	6.3	5.4	2.8	2.3	1.7	1.2	1.0
75 10 MC				1.3	2.2	3.3	4.3	4.7	5.4	6.4	6.7	7.1	7.0	7.0	6.7	6.3	5.7	4.9	4.2	3.4	2.5	1.8	1.4
75 11 UC				1.6	2.7	4.0	5.2	5.7	6.6	7.8	8.1	8.6	8.5	8.5	8.2	7.7	6.9	6.0	5.1	4.1	3.1	2.2	1.7
76 2 TC *				1.6	2.6	3.9	5.1	5.6	8.2	9.7	9.5	8.6	8.6	9.3	8.9	7.9	7.2	6.2	4.5	3.6	2.7	1.9	1.5
77 2 TC *				1.6	2.7	4.0	5.3	5.8	7.4	8.7	9.2	8.2	8.1	9.0	8.6	7.7	6.9	5.9	5.1	4.0	3.0	2.1	1.7
77 16 A				1.4	2.4	3.4	4.5	5.0	6.5	7.6	9.8	10.8	12.9	13.9	14.5	13.5	12.4	11.9	9.7	8.3	6.9	8.0	6.5
78 2 TC *				1.7	2.8	4.1	5.4	5.9	6.6	7.8	8.8	8.5	8.4	8.8	8.4	7.9	7.1	6.1	4.0	3.2	2.4	1.7	1.3
79 2 TC *				1.7	2.9	4.2	5.5	6.0	7.4	8.7	9.4	8.7	8.6	8.5	8.1	7.6	6.9	5.9	3.9	3.1	2.3	1.6	1.3
79 7 UC *				0.8	2.9	4.3	5.6	6.2	7.1	8.4	8.8	9.3	9.2	9.2	8.9	8.3	7.5	6.5	5.6	4.4	3.3	2.3	1.9
80 2 TC *				1.9	3.2	4.6	6.1	6.7	6.6	7.8	8.8	8.6	8.5	8.5	8.1	7.8	7.0	6.0	4.4	3.5	2.6	1.8	1.5
81 2 TC *				1.5	2.6	3.8	5.0	5.5	5.8	6.8	9.1	8.4	8.3	8.1	7.8	9.1	8.2	7.0	4.2	3.4	2.5	1.8	1.4
82 2 TC *				1.7	3.0	4.3	5.7	6.2	6.0	7.1	9.1	9.0	8.9	9.4	9.0	9.4	8.4	7.2	5.0	4.0	3.0	2.1	1.7
83 2 TC *				1.3	2.3	3.3	4.4	4.8	6.6	7.8	8.7	8.9	8.9	7.7	7.4	8.3	7.5	6.5	4.1	3.3	2.4	1.7	1.4
83 4 UC *				1.8	3.1	4.5	6.0	6.5	7.6	8.9	9.3	9.9	9.8	9.8	9.4	8.8	8.0	6.9	5.9	4.7	3.5	2.5	2.0
83 5 UC *																							
84 2 TC *				1.1	1.9	2.8	3.7	4.1	7.0	8.3	8.6	9.1	9.1	8.0	7.7	8.1	7.3	6.3	4.9	3.9	2.9	2.1	1.7
85 2 TC *				1.8	3.1	4.5	5.9	6.5	6.5	7.6	8.9	9.0	8.9	8.3	8.0	8.5	7.7	6.6	5.2	4.1	3.1	2.2	1.8
86 2 TC *				1.5	2.5	3.7	4.9	5.3	5.1	6.1	10.6	9.2	9.1	7.4	7.1	8.0	7.2	6.2	4.8	3.8	2.8	2.0	1.6
87 2 TC *				1.2	2.0	3.0	3.9	4.3	6.5	7.7	8.5	9.0	9.0	8.1	7.8	8.0	7.2	6.2	5.0	3.9	2.9	2.1	1.7
87 18 UC *				1.5	2.5	3.6	4.8	5.2	6.3	7.4	7.7	8.0	8.0	8.0	7.6	8.0	7.2	6.0	5.2	2.9	2.2	1.5	1.2
88 2 TC *				1.0	1.7	2.5	3.3	3.6	5.4	6.4	8.0	8.2	8.2	7.5	7.2	7.8	7.1	6.1	4.8	3.8	2.9	2.0	1.6
89 2 TC *				1.2	2.0	3.0	3.9	4.3	6.2	7.4	7.6	8.4	8.3	7.4	7.1	7.8	7.1	6.1	4.8	3.9	2.9	2.0	1.6
89 20 A *				1.6	2.6	3.9	5.1	5.5	6.4	7.6	8.9	9.8	9.7	8.6	8.3	8.0	7.2	6.2	5.4	4.3	3.2	2.2	1.8
90 2 TC *				1.4	2.3	3.4	4.4	4.8	5.3	6.3	8.5	8.3	8.2	7.1	6.8	7.4	6.6	5.7	5.0	4.0	3.0	2.1	1.7
90 23 A *											9.9					12.6		12.5		9.6			
91 2 TC *				1.1	1.8	2.7	3.5	3.8	5.6	6.6	7.7	8.1	8.0	7.9	7.6	7.4	6.6	5.7	4.8	3.8	2.8	2.0	1.6
91 18 UC *				1.0	1.7	2.4	3.2	3.5	5.3	6.2	6.5	8.4	8.3	8.9	8.5	7.5	6.7	5.0	4.3	5.7	4.2	3.0	2.4
92 2 TC *				1.1	1.8	2.6	3.4	3.7	5.8	6.8	8.1	8.1	8.0	8.2	7.9	7.1	6.4	5.5	5.0	4.0	3.0	2.1	1.7
93 2 TC *				1.4	2.4	3.5	4.6	5.1	5.9	6.9	7.2	7.7	7.6	7.6	7.3	6.8	6.2	5.3	4.6	3.6	2.7	1.9	1.5
94 2 TC *				1.5	2.5	3.7	4.8	5.3	6.1	7.2	7.5	8.0	7.9	7.9	7.6	7.1	6.4	5.5	4.8	3.8	2.8	2.0	1.6
94 18 UC *				0.9	2.2	3.2	4.2	4.6	5.4	6.3	6.9	7.3	7.3	7.3	7.8	7.4	6.6	5.7	4.4	3.5	2.6	1.8	1.5
95 2 TC *				1.4	2.4	3.5	4.6	5.0	5.8	6.8	7.1	7.6	7.5	7.5	7.2	6.8	6.1	5.3	4.5	3.6	2.7	1.9	1.5
95 25 UC				1.6	2.7																		

Product Source Year	Age group 12	13	14	15	16	17	18	19	20	21-24	25-29	30-34	35-39	40-44	45-49	50-54	55-59	60-64	65-69	70-74	75-79	80-84	85+
53 6 UC				1.9	3.1	4.8	6.0	7.1	8.1	8.5	8.0	7.2	6.6	4.2	3.7	2.1	1.7	0.6	0.5	0.2	0.2	0.1	0.0
54 6 UC				1.7	2.8	4.3	5.4	6.4	6.8	7.2	6.8	6.5	5.9	5.3	4.7	3.8	3.1	2.1	1.8	1.3	1.0	0.5	0.1
64 8 A *																8.8							
64 14 TC				1.8	2.3	3.3	3.8	4.8	4.9	5.6	5.8	5.9	5.9	5.8	5.7	5.2	4.5	3.5	2.6	1.9	1.3	0.9	0.7
67 8 A *																				3.5			
69 2 TC *				2.0	2.5	3.6	4.1	5.2	5.3	6.1	6.2	6.4	6.4	6.3	6.1	5.7	4.9	3.8	2.8	2.0	1.4	1.0	0.8
70 2 TC *				2.5	3.2	4.4	5.1	6.5	6.4	7.4	7.1	7.1	7.1	6.4	6.2	4.9	4.2	3.2	1.6	1.2	0.8	0.6	0.4
71 2 TC *				2.2	2.9	4.0	4.7	5.9	6.0	6.9	7.2	7.0	7.0	6.8	6.6	5.1	4.4	3.4	1.9	1.3	0.9	0.6	0.5
72 2 TC *				2.8	3.6	5.1	5.9	7.5	6.7	7.7	7.2	7.1	7.1	6.9	6.8	5.6	4.8	3.8	1.9	1.4	0.9	0.6	0.5
73 2 TC *				2.7	3.4	4.8	5.6	7.1	6.5	7.5	7.5	7.6	7.6	6.6	6.4	5.9	5.0	3.9	2.4	1.7	1.2	0.8	0.6
74 2 TC *				2.7	3.4	4.8	5.5	7.0	7.3	8.4	6.4	7.3	7.3	7.5	7.3	5.7	4.9	3.8	2.3	1.6	1.1	0.8	0.6
74 8 A *																		7.3					
75 2 TC *				2.7	3.5	4.8	5.6	7.1	7.3	8.4	7.7	6.9	6.9	7.3	7.1	5.3	4.5	3.6	2.2	1.6	1.1	0.8	0.6
75 10 MC				1.9	2.4	3.4	3.9	5.0	5.1	5.8	6.0	6.1	6.1	6.0	5.9	5.5	4.7	3.7	2.7	1.9	1.4	0.9	0.7
75 11 UC				2.3	3.0	4.1	4.8	6.1	6.1	7.1	7.3	7.4	7.4	7.3	7.1	6.6	5.7	4.4	3.3	2.4	1.7	1.1	0.9
76 2 TC *				2.6	3.4	4.7	5.5	6.9	7.3	8.5	7.1	6.6	6.6	7.7	7.5	6.1	5.2	4.1	2.4	1.7	1.2	0.8	0.6
77 2 TC *				2.5	3.2	4.4	5.1	6.5	7.7	8.9	7.4	6.8	6.8	7.5	7.3	5.8	5.0	3.9	3.5	2.5	1.8	1.2	0.9
77 16 A				1.9	2.4	3.4	3.9	5.0	6.8	7.8	7.4	9.2	8.3	9.1	9.3	8.5	7.4	6.6	5.3	4.6	4.1	2.6	2.1
78 2 TC *				2.1	2.7	3.8	4.4	5.6	6.5	7.5	8.2	6.9	6.9	7.6	7.4	5.8	5.0	3.9	2.1	1.5	1.0	0.7	0.6
79 2 TC *				2.2	2.9	4.0	4.6	5.9	6.7	7.7	7.5	6.2	6.2	7.3	7.1	6.2	5.3	4.1	2.2	1.6	1.1	0.8	0.6
79 7 UC *				0.8	2.5	3.5	4.1	5.2	5.3	6.1	6.2	6.4	6.4	6.3	6.1	5.7	4.8	3.8	2.8	2.0	1.4	1.0	0.8
80 2 TC *				2.0	2.6	3.7	4.2	5.4	6.1	7.0	7.2	6.6	6.6	6.3	6.1	6.3	5.4	4.2	2.9	2.0	1.4	1.0	0.8
81 2 TC *				2.1	2.7	3.8	4.4	5.6	6.1	7.0	8.0	6.8	6.8	7.3	7.1	6.6	5.7	4.4	3.1	2.2	1.6	1.1	0.8
82 2 TC *				2.2	2.8	3.9	4.5	5.7	6.7	7.7	8.8	8.2	8.2	7.1	6.9	7.3	6.3	4.9	3.2	2.3	1.6	1.1	0.8
83 2 TC *				1.5	1.9	2.7	3.1	4.0	6.5	7.5	7.8	7.7	7.7	6.6	6.5	6.7	5.8	4.5	3.0	2.2	1.5	1.0	0.8
83 4 UC *				2.5	3.2	4.5	5.2	6.6	6.7	7.7	7.9	8.1	8.1	8.0	7.8	7.2	6.2	4.8	3.6	2.6	1.8	1.2	1.0
83 5 UC *				3.2	4.0	5.7	6.6	8.3	8.4	9.8	11.5	11.9	10.6	9.1									
84 2 TC *				1.7	2.2	3.0	3.5	4.4	6.0	6.9	7.7	7.8	7.8	7.1	6.9	6.9	5.9	4.6	4.0	2.9	2.0	1.4	1.1
85 2 TC *				1.9	2.5	3.4	4.0	5.1	5.6	6.5	7.3	8.2	8.2	7.0	6.9	6.4	5.5	4.3	3.5	2.5	1.7	1.2	0.9
86 2 TC *				1.5	2.0	2.8	3.2	4.1	4.6	5.3	8.1	7.7	7.7	6.6	6.4	7.1	6.1	4.8	4.2	3.0	2.1	1.4	1.1
87 2 TC *				1.6	2.0	2.9	3.3	4.2	4.9	5.6	6.6	7.1	7.1	5.9	5.7	6.9	5.9	4.6	4.2	3.0	2.1	1.4	1.1
87 18 UC *				2.4	3.1	4.4	5.1	6.5	5.8	6.7	6.9	7.1	7.1	7.1	6.9	6.8	5.8	4.9	3.7	2.1	1.5	1.0	0.8
88 2 TC *				1.6	2.0	2.8	3.3	4.2	4.9	5.7	6.7	7.4	7.4	7.0	6.8	7.4	6.4	5.0	3.6	2.6	1.8	1.2	1.0
89 2 TC *				1.5	2.0	2.7	3.2	4.0	5.0	5.7	7.6	6.5	6.5	6.0	5.8	7.1	6.1	4.7	4.0	2.9	2.0	1.4	1.1
89 20 A *				2.1	2.7	3.8	4.4	5.5	5.6	6.5	7.4	7.4	7.4	5.2	5.1	5.1	4.4	3.4	2.5	1.8	1.3	0.9	0.7
90 2 TC *				1.3	1.6	2.3	2.6	3.4	5.1	5.9	6.2	6.9	6.9	6.4	6.2	7.1	6.1	4.7	4.2	3.0	2.1	1.4	1.1
90 23 A *											7.9					8.9		7.8		5.4			
91 2 TC *				1.4	1.7	2.4	2.8	3.6	4.8	5.5	5.9	7.1	7.1	5.9	5.8	6.3	5.4	4.2	4.7	3.3	2.3	1.6	1.3
91 18 UC *				1.6	2.1	2.9	3.4	4.3	4.8	5.5	5.6	6.4	6.4	6.5	6.4	6.6	5.7	3.6	2.7	3.1	2.2	1.5	1.2
92 2 TC *				1.6	2.1	2.9	3.3	4.2	4.8	5.5	6.1	6.6	6.6	6.3	6.1	6.5	5.6	4.3	4.1	3.0	2.1	1.4	1.1
93 2 TC *				2.0	2.6	3.6	4.2	5.4	5.4	6.3	6.4	6.6	6.6	6.5	6.3	5.8	5.0	3.9	2.9	2.1	1.5	1.0	0.8
94 2 TC *				1.9	2.4	3.4	3.9	5.0	5.1	5.8	6.0	6.1	6.1	6.0	5.9	5.4	4.7	3.6	2.7	1.9	1.4	0.9	0.7
94 18 UC *				0.9	2.0	2.8	3.2	4.1	4.1	4.8	6.2	6.3	6.3	6.2	6.5	6.0	5.2	4.0	3.4	2.4	1.7	1.1	0.9
95 2 TC *				2.0	2.5	3.5	4.1	5.2	5.3	6.1	6.2	6.4	6.4	6.3	6.1	5.7	4.9	3.8	2.8	2.0	1.4	1.0	0.8
95 25 UC				1.9	2.5																		

Product Source Year	Age group 12	13	14	15	16	17	18	19	20	21-24	25-29	30-34	35-39	40-44	45-49	50-54	55-59	60-64	65-69	70-74	75-79	80-84	85+
59 14 UC *														16.1	15.4	14.5	13.1						
59 15 UC *														10.9	10.5	9.9	8.9						
63 3 UC *				2.7	4.5	6.6	8.7	9.6	11.1	13.1	13.6	14.4	14.3	14.3	13.8	12.1	10.9	9.5	7.6	6.1	4.5	3.2	2.6
71 4 UC *				2.9	5.0	7.3	9.6	10.5	12.1	14.4	11.9	10.6	8.2	14.4	10.9	8.4	7.5	6.5	5.6	4.5	3.3	2.3	1.9
72 11 A				2.4	4.1	6.0	8.0	8.7	10.1	11.9	12.4	13.2	13.0	13.0	12.5	11.8	10.6	9.1	7.8	6.3	4.7	3.3	2.7
72 12 A				2.1	3.5	5.2	6.8	7.5	8.6	10.2	10.6	11.3	11.2	11.2	10.7	10.1	9.1	7.8	6.7	5.4	4.0	2.8	2.3
75 7 UC				2.7	4.6	6.7	6.9	7.6	9.4	11.1	11.3	12.7	11.4	10.8	11.4	11.1	9.7	6.8	5.9	3.1	2.3	1.7	1.3
77 9 MC *			1.0	2.0	3.7	5.0	6.8	7.4															
77 11 A				2.1	3.5	5.2	6.8	7.4	8.6	10.2	10.6	11.2	11.2	11.2	10.7	10.1	9.1	7.8	6.7	5.4	4.0	2.8	2.3
77 12 A				2.1	3.5	5.1	6.8	7.4	8.6	10.1	10.5	11.2	11.1	11.1	10.6	10.0	9.0	7.7	6.7	5.3	4.0	2.8	2.3
78 5 UC *		0.5	1.0	1.3	2.2	3.3	5.7	6.3	7.3	8.6	11.6	7.8	8.8	7.2	6.8	7.3	8.1	5.5	5.3	5.4	0.8	3.0	1.8
78 6 MC				1.8	3.1	4.5	6.0	6.5	7.6	8.9	10.1	10.7	8.4	8.4	7.7	7.3	6.9	5.9	4.8	3.8	2.9	2.0	1.6
79 6 MC				1.9	3.2	4.6	6.1	6.6	7.7	9.1	9.7	10.3	8.6	8.6	7.6	7.2	6.2	5.3	5.1	4.1	3.0	2.1	1.7
79 9 MC *			0.8	1.7	3.3	4.3	5.7	6.2															
80 6 MC				1.6	2.7	3.9	5.1	5.6	6.5	7.6	10.7	11.3	9.5	9.5	8.0	7.5	6.8	5.9	5.2	4.1	3.1	2.2	1.7
80 19 UC				1.0	2.6	3.8	5.6	6.1															
81 6 MC				1.5	2.5	3.7	4.8	5.3	6.1	7.2	9.5	10.0	9.6	9.6	6.6	6.2	5.2	4.5	4.7	3.8	2.8	2.0	1.6
81 9 MC *			1.4	1.9	3.8	4.7	5.6	6.1															
82 6 MC				1.5	2.5	3.7	4.8	5.3	6.1	7.2	10.3	10.9	8.5	8.5	8.0	7.5	4.8	4.1	5.5	4.4	3.3	2.3	1.9
82 11 UC *				1.4	2.4	3.5	4.7	5.1	5.9	6.9	7.3	7.7	7.6	7.6	7.3	6.9	6.2	5.3	4.6	3.7	2.7	1.9	1.6
82 11 A				1.6	2.7	4.0	5.3	5.7	6.7	7.8	8.2	8.7	8.6	8.6	8.3	7.8	7.0	6.0	5.2	4.1	3.1	2.2	1.8
82 12 UC *				1.7	2.9	4.2	5.5	6.0	7.0	8.2	8.6	9.1	9.0	9.0	8.6	8.1	7.3	6.3	5.4	4.3	3.2	2.3	1.8
82 12 A				1.9	3.3	4.8	6.3	6.9	8.0	9.4	9.8	10.4	10.3	10.3	9.9	9.3	8.4	7.2	6.2	4.9	3.7	2.6	2.1
82 13 UC *				1.7	2.9	4.2	5.5	6.1	7.0	8.3	8.7	9.2	9.1	9.1	8.7	8.2	7.4	6.4	5.5	4.4	3.3	2.3	1.8
83 6 MC				1.3	2.1	3.1	4.1	4.5	5.2	6.1	9.7	10.3	8.9	8.9	7.4	6.9	6.2	5.4	5.6	4.5	3.3	2.3	1.9
83 9 MC *			1.5	1.9	4.0	4.7	5.4	5.9															
84 6 MC				1.7	2.8	4.1	5.5	6.0	6.9	8.2	9.7	10.3	10.5	10.5	8.0	7.5	6.4	5.5	5.3	4.2	3.2	2.2	1.8
85 6 MC				1.3	2.2	3.2	4.2	4.5	6.8	8.0	10.0	10.8	10.6	7.5	9.3	5.6	6.9	5.6	5.2	4.2	3.1	2.2	1.8
85 6 A				1.3	2.2	3.2	4.3	4.6	6.5	7.6	9.7	10.7	10.7	7.7	9.6	6.2	8.4	6.0	4.9	3.9	2.9	2.1	1.7
85 9 MC *			1.6	2.0	4.1	5.0	5.8	6.3															
85 10 MC				1.6	2.8	4.0	5.3	5.8	6.7	7.9	8.4	8.9	8.9	8.9	8.3	7.8	7.0	6.1	5.4	4.3	3.2	2.3	1.8
86 6 MC				1.7	2.8	4.1	5.4	5.9	6.9	8.1	9.5	10.0	9.4	9.4	8.1	7.6	6.1	5.2	5.2	4.1	3.1	2.2	1.8
86 6 A				1.6	2.7	4.0	5.2	5.7	6.6	7.8	9.4	9.9	9.9	9.9	8.2	7.7	6.6	5.7	4.9	3.9	2.9	2.1	1.7
87 6 A				1.5	2.6	3.8	5.0	5.5	6.4	7.5	9.1	9.7	11.2	11.2	9.0	8.5	7.8	6.7	5.2	4.2	3.1	2.2	1.8
88 6 A				1.6	2.8	4.0	5.3	5.8	6.7	8.0	9.0	9.6	10.3	10.3	8.0	7.5	6.7	5.7	4.8	3.8	2.8	2.0	1.6
89 6 A				1.8	3.1	4.5	5.9	6.5	7.5	8.9	8.8	9.3	10.9	10.9	9.2	8.7	6.9	5.9	5.0	4.0	3.0	2.1	1.7
90 6 A				1.5	2.5	3.6	4.8	5.3	6.1	7.2	7.1	7.5	9.0	9.0	8.9	8.4	7.5	6.4	4.7	3.7	2.8	2.0	1.6
91 6 A				1.3	2.3	3.3	4.4	4.8	5.6	6.6	8.2	8.7	8.7	8.7	8.7	8.2	5.5	4.7	4.4	3.5	2.6	1.8	1.5
92 6 A				1.4	2.4	3.5	4.6	5.0	5.8	6.9	7.1	7.5	8.3	8.3	9.1	8.5	6.6	5.6	4.3	3.4	2.6	1.8	1.5
93 6 A				1.2	2.0	3.0	3.9	4.3	5.0	5.9	6.5	6.9	7.7	7.7	6.9	6.5	4.6	3.9	4.1	3.3	2.4	1.7	1.4
94 6 A				1.2	2.1	3.1	4.1	4.4	5.1	6.1	5.6	5.9	6.4	6.4	6.4	6.0	5.4	4.6	4.1	3.3	2.5	1.7	1.4
95 6 A				0.9	1.6	2.3	3.0	3.3	3.9	4.5	5.7	6.0	6.9	6.9	5.5	5.1	4.3	3.7	3.7	2.9	2.2	1.5	1.2
95 16 UC				2.4	4.0																		

	Age group																					
Product Source Year	12	13	14	15	16	17	18	19	20	21 - 24	25 - 29	30 - 34	35 - 39	40 - 44	45 - 49	50 - 54	55 - 59	60 - 64	65 - 69	70 - 74	75 - 79	80 - 84	85+
59 14 UC *																							
59 15 UC *																							
63 3 UC *																							
71 4 UC *				1.0	1.6	2.5	3.2	3.7	4.0	3.9	4.4	2.4	1.9	3.1	3.4	1.6	1.3	0.9	0.8	0.6	0.4	0.2	0.1
72 11 A				0.5	0.8	1.2	1.5	1.8	1.9	2.0	1.9	1.8	1.7	1.5	1.3	1.1	0.9	0.6	0.5	0.4	0.3	0.2	0.0
72 12 A				0.5	0.8	1.3	1.6	1.9	2.0	2.1	2.0	1.9	1.8	1.6	1.4	1.1	0.9	0.6	0.5	0.4	0.3	0.2	0.0
75 7 UC				1.8	2.9	4.5	4.8	5.7	5.4	5.6	5.1	4.5	3.2	2.3	2.2	2.2	1.4	0.9	0.8	0.2	0.2	0.1	0.0
77 9 MC *			1.0	1.3	2.7	3.3	3.6	4.2															
77 11 A				0.5	0.8	1.3	1.6	1.9	2.1	2.2	2.0	1.9	1.8	1.6	1.4	1.1	0.9	0.6	0.5	0.4	0.3	0.2	0.0
77 12 A				0.6	1.0	1.5	1.9	2.2	2.4	2.5	2.4	2.3	2.1	1.9	1.7	1.3	1.1	0.7	0.6	0.5	0.4	0.2	0.0
78 5 UC *		0.5	1.3	2.0	3.2	4.9	3.6	4.2	4.5	4.7	4.8	5.1	2.8	3.2	1.9	2.0	1.6	1.1	1.2	1.0	0.2	0.0	0.0
78 6 MC				1.0	1.6	2.4	3.0	3.5	3.8	4.0	3.8	3.6	3.1	2.8	2.5	2.0	1.6	1.1	0.9	0.7	0.5	0.3	0.1
79 6 MC				1.3	2.1	3.2	4.0	4.7	5.1	5.3	4.5	4.3	3.5	3.2	2.8	2.3	1.4	1.0	0.9	0.7	0.6	0.3	0.1
79 9 MC *			0.8	1.2	2.6	3.0	3.0	3.5															
80 6 MC				0.9	1.5	2.4	3.0	3.5	3.7	3.9	4.7	4.4	3.6	3.2	3.0	2.4	1.4	0.9	1.0	0.7	0.6	0.3	0.1
80 19 UC				0.8	1.3	2.1	2.6	3.0															
81 6 MC				0.9	1.5	2.4	3.0	3.5	3.8	3.9	4.6	4.4	3.8	3.4	2.7	2.2	1.4	0.9	0.9	0.7	0.5	0.3	0.1
81 9 MC *			0.9	1.1	2.1	2.7	2.9	3.4															
82 6 MC				1.1	1.8	2.8	3.5	4.1	4.4	4.6	4.1	3.9	4.7	4.2	1.9	1.6	1.8	1.2	1.0	0.8	0.6	0.3	0.1
82 11 UC *				0.5	0.9	1.4	1.7	2.0	2.1	2.2	2.1	2.0	1.9	1.7	1.5	1.2	1.0	0.7	0.6	0.4	0.3	0.2	0.0
82 11 A				0.7	1.2	1.9	2.3	2.7	2.9	3.1	2.9	2.8	2.5	2.3	2.0	1.6	1.3	0.9	0.8	0.6	0.4	0.2	0.1
82 12 UC *				0.6	1.0	1.6	2.0	2.3	2.5	2.6	2.5	2.4	2.2	1.9	1.7	1.4	1.1	0.8	0.6	0.5	0.4	0.2	0.0
82 12 A				0.8	1.3	2.1	2.6	3.1	3.3	3.4	3.3	3.1	2.8	2.6	2.3	1.8	1.5	1.0	0.8	0.6	0.5	0.3	0.1
82 13 UC *				1.3	2.1	3.3	4.1	4.8	5.1	5.4	5.1	4.9	4.5	4.0	3.5	2.9	2.4	1.6	1.3	1.0	0.8	0.4	0.1
83 6 MC				1.1	1.8	2.7	3.4	4.0	4.3	4.5	5.6	5.3	4.6	4.1	2.6	2.1	1.8	1.2	1.0	0.8	0.6	0.3	0.1
83 9 MC *			1.1	1.2	2.6	3.1	3.1	3.7															
84 6 MC				0.8	1.3	2.0	2.5	2.9	3.1	3.3	5.6	5.3	4.4	4.0	2.7	2.2	1.8	1.2	1.0	0.7	0.6	0.3	0.1
85 6 MC				0.7	1.1	1.7	2.2	2.6	3.2	3.4	3.6	3.3	2.9	2.8	1.7	2.1	1.1	1.2	1.0	0.7	0.6	0.3	0.1
85 6 A				0.6	1.1	1.6	2.0	2.4	3.2	3.3	3.4	3.2	2.8	2.7	1.6	2.2	1.0	1.1	0.9	0.7	0.5	0.3	0.1
85 9 MC *			0.9	1.4	3.3	3.5	3.3	3.9															
85 10 MC				0.8	1.2	1.9	2.4	2.8	3.0	3.2	4.0	3.8	3.5	3.1	2.5	2.0	1.6	1.1	1.0	0.8	0.6	0.3	0.1
86 6 MC				1.1	1.8	2.7	3.4	4.0	4.3	4.5	4.3	4.1	4.0	3.6	2.4	1.9	1.7	1.1	1.0	0.7	0.6	0.3	0.1
86 6 A				1.0	1.7	2.6	3.3	3.9	4.1	4.3	4.2	4.0	3.8	3.4	2.3	1.9	1.6	1.1	0.9	0.7	0.6	0.3	0.1
87 6 A				1.0	1.6	2.5	3.1	3.7	3.9	4.1	4.6	4.4	3.5	3.2	3.1	2.5	2.1	1.4	1.0	0.7	0.6	0.3	0.1
88 6 A				1.1	1.8	2.8	3.4	4.0	4.3	4.5	4.3	4.1	4.2	3.8	2.6	2.1	2.3	1.6	0.9	0.7	0.5	0.3	0.1
89 6 A				1.2	2.0	3.1	3.9	4.6	4.9	5.1	3.9	3.7	3.6	3.3	3.4	2.8	1.8	1.2	1.0	0.7	0.6	0.3	0.1
90 6 A				1.0	1.7	2.6	3.3	3.9	4.2	4.3	3.9	3.7	4.6	4.2	3.5	2.9	2.2	1.5	0.9	0.7	0.5	0.3	0.1
91 6 A				1.1	1.8	2.9	3.6	4.2	4.5	4.7	4.3	4.1	4.3	3.8	3.3	2.7	1.2	0.8	0.8	0.6	0.5	0.3	0.1
92 6 A				0.9	1.4	2.2	2.7	3.2	3.4	3.6	3.7	3.5	4.6	4.1	4.1	3.3	1.3	0.9	0.8	0.6	0.5	0.3	0.1
93 6 A				0.8	1.4	2.1	2.7	3.1	3.3	3.5	2.6	2.4	3.7	3.3	2.9	2.4	1.5	1.0	0.8	0.6	0.5	0.2	0.1
94 6 A				0.8	1.4	2.1	2.6	3.1	3.3	3.5	2.9	2.8	3.1	2.8	3.3	2.6	1.6	1.1	0.8	0.6	0.5	0.3	0.1
95 6 A				0.8	1.3	1.9	2.4	2.9	3.1	3.2	2.6	2.5	3.3	3.0	2.7	2.2	1.9	1.3	0.7	0.5	0.4	0.2	0.1
95 16 UC				2.0	3.3																		

Annex B Cigarettes per person per day – individual surveys. France, males

Product Source Year	Age group 12	13	14	15	16	17	18	19	20	21-24	25-29	30-34	35-39	40-44	45-49	50-54	55-59	60-64	65-69	70-74	75-79	80-84	85+
56 26 A *				3.5	6.0	8.7	11.5	12.5	14.5	17.1	17.9	18.9	18.8	18.8	18.0	16.5	14.9	16.7	14.4	11.5	8.5	6.0	4.9
64 13 UC *				2.6	4.4	6.5	8.5	9.3	10.8	12.7	13.3	14.1	13.9	13.9	13.4	12.6	11.3	9.8	8.4	6.7	5.0	3.5	2.8
71 17 UC *				1.7	3.2	5.9	7.5	8.2															
71 19 A							14.9	15.6	15.0	17.7													
76 18 UC		0.8	1.5	2.1	3.5	5.1	6.8	7.4															
78 12 TC				2.7	4.5	6.6	8.6	9.5	10.9	12.9	12.5	13.2	12.7	12.7	11.0	10.4	7.9	6.8	7.0	5.6	4.2	2.9	2.4
78 20 A									14.0	16.5													
79 21 UC			1.3	1.7	2.9	4.2	5.5	6.1															
80 2 MC				2.0	3.4	4.9	6.5	7.1	8.2	9.7	10.1	10.7	10.6	10.6	10.2	9.6	8.6	7.4	6.4	5.1	3.8	2.7	2.2
80 6 UC				2.2	3.8	5.5	7.3	8.0	9.2	10.9	11.4	12.0	11.9	11.9	11.4	10.8	9.7	8.3	7.2	5.7	4.3	3.0	2.4
81 9 UC				1.1	3.2	4.7	6.1	6.7	7.8	9.2	9.6	10.2	10.1	10.1	9.7	9.1	8.2	7.0	5.8	4.6	3.4	2.4	1.9
81 22 UC			1.7	2.3	3.9	5.7	7.5	8.2															
83 4 UC *				2.3	3.9	5.7	7.5	8.2	9.5	11.2	11.2	11.9	10.3	10.3	9.9	8.7	7.9	6.8	6.5	5.2	3.9	2.7	2.2
83 4 UC				2.0	3.4	5.0	6.5	7.1	8.3	9.7	10.2	10.8	10.7	10.7	10.3	9.7	8.7	7.5	6.4	5.1	3.8	2.7	2.2
85 14 UC *				1.6	2.7	3.9	5.2	5.7	6.6	7.7	8.1	8.6	8.5	8.5	8.2	7.7	6.9	5.9	5.1	4.1	3.0	2.1	1.7
85 15 UC *				1.7	2.9	4.2	5.5	6.0	7.0	8.2	8.6	9.1	9.1	9.1	8.7	8.2	7.4	6.3	5.4	4.3	3.2	2.3	1.8
85 23 UC	0.3	0.5	1.0	1.4	2.3																		
88 31 UC *	0.4	0.7	1.3	1.8	3.0	4.4	5.8	6.4															
91 34 UC	0.3	0.5	1.0	1.3	2.3	3.3	4.3	4.7	5.5														
92 4 UC				1.9	3.2	4.7	5.6	6.1	7.1	8.4	8.8	9.3	9.2	9.2	8.8	8.3	7.5	6.4	5.5	4.4	3.3	2.3	1.9
94 37 UC	0.2	0.4	0.8	1.1	2.1	3.1	4.9	5.4															
95 3 UC			1.9	2.6	4.9	7.2	8.6	9.4															
95 4 UC *				1.9	3.2	4.6	5.0	5.5	6.4	7.5	7.8	8.3	8.2	8.2	7.9	7.4	6.7	5.8	5.0	4.0	4.1	2.9	2.3
95 35 UC *				2.0	3.5	5.1	5.1	5.6	6.5	7.7	8.0	8.5	8.4	8.4	8.1	7.6	6.9	5.9	5.1	4.0	4.5	3.1	2.5

Annex B Cigarettes per person per day – individual surveys. France, females

Product Source Year	Age group 12	13	14	15	16	17	18	19	20	21-24	25-29	30-34	35-39	40-44	45-49	50-54	55-59	60-64	65-69	70-74	75-79	80-84	85+
56 26 A *																							
64 13 UC *				0.4	0.7	1.1	1.3	1.5	1.7	1.7	1.6	1.6	1.4	1.6	1.4	2.1	1.7	0.7	0.6	0.4	0.3	0.2	0.0
71 17 UC *				1.1	1.5	2.7	3.2	3.7															
71 19 A																							
76 18 UC		0.3	0.9	1.3	2.2	3.4	4.2	5.0															
78 12 TC				2.1	3.5	5.3	6.7	7.9	5.5	5.8	3.0	2.9	2.5	2.3	2.0	1.6	1.2	0.8	0.3	0.2	0.0	0.0	0.0
78 20 A																							
79 21 UC			0.9	1.4	2.3	3.5	4.4	5.2															
80 2 MC				1.3	2.1	3.2	4.0	4.7	5.0	5.2	5.0	4.7	4.3	3.9	3.4	2.8	2.3	1.6	1.3	1.0	0.8	0.4	0.1
80 6 UC				1.1	1.8	2.9	3.6	4.2	4.5	4.7	4.5	4.3	3.9	3.5	3.1	2.5	2.1	1.4	1.2	0.9	0.7	0.4	0.1
81 9 UC				1.1	2.8	4.3	5.3	6.3	6.7	7.0	6.7	6.4	5.8	5.3	4.6	3.7	3.1	2.1	0.9	0.6	0.5	0.3	0.1
81 22 UC			1.5	2.3	3.7	5.8	7.2	8.5															
83 4 UC *				1.9	3.1	4.8	6.0	7.0	7.5	7.9	4.6	4.4	5.0	4.5	3.9	2.2	1.8	1.2	1.2	0.9	0.7	0.4	0.1
83 4 UC				1.5	2.4	3.7	4.6	5.4	5.8	6.1	5.8	5.5	5.0	4.5	4.0	3.2	2.7	1.8	1.5	1.1	0.9	0.5	0.1
85 14 UC *				0.9	1.4	2.2	2.8	3.3	3.5	3.7	3.5	3.3	3.0	2.7	2.4	1.9	1.6	1.1	0.9	0.7	0.5	0.3	0.1
85 15 UC *				1.1	1.9	2.9	3.6	4.2	4.5	4.7	4.5	4.3	3.9	3.5	3.1	2.5	2.1	1.4	1.2	0.9	0.7	0.4	0.1
85 23 UC	0.2	0.5	1.5	2.2	3.6																		
88 31 UC *	0.2	0.4	1.2	1.8	2.9	4.4	5.6	6.5															
91 34 UC	0.2	0.4	1.0	1.5	2.5	3.9	4.9	5.7	6.1														
92 4 UC				1.9	3.1	4.8	5.8	6.8	7.3	7.6	7.2	6.9	6.3	5.7	5.0	4.0	3.3	2.3	1.9	1.4	1.1	0.6	0.1
94 37 UC	0.2	0.5	1.5	2.3	2.6	3.9	5.1	5.9															
95 3 UC			1.9	2.9	5.1	8.0	7.5	8.8															
95 4 UC *				1.9	3.1	4.7	5.4	6.3	6.8	7.1	6.7	6.4	5.9	5.3	4.7	3.8	3.1	2.1	1.7	1.3	1.0	0.5	0.1
95 35 UC *				2.1	3.4	5.2	5.1	6.0	6.5	6.8	6.4	6.1	5.6	5.0	4.5	3.6	3.0	2.0	1.7	1.2	1.1	0.6	0.1

West Germany

Product Source Year	Age group 12	13	14	15	16	17	18	19	20	21-24	25-29	30-34	35-39	40-44	45-49	50-54	55-59	60-64	65-69	70-74	75-79	80-84	85+
65 28 UC						4.3	5.7																
65 29 UC						4.5	6.0																
67 5 MC				2.0	3.4	4.9	6.5	7.1	8.2	9.7	10.1	10.7	10.6	10.6	10.2	9.6	8.7	7.4	6.4	5.1	3.8	2.7	2.2
70 8 UC *			0.7	0.9	1.5	2.2	2.9	3.2															
74 5 MC				2.2	3.7	5.3	7.0	7.7	8.9	10.5	11.0	11.6	11.5	11.5	11.1	10.4	9.4	8.1	6.9	5.5	4.1	2.9	2.3
74 33 A			2.0	2.8	4.7	6.9	9.0	9.9	11.4	13.5													
75 18 UC				3.0	5.1	7.4	9.8	10.7															
78 34 UC				0.6	4.0	5.9	7.8	8.5	9.8	11.6	12.1	12.8	12.7	12.7	12.2	11.5	10.3	8.9	7.7	4.7	3.5	2.5	2.0
78 67 TC			0.7	0.9	4.0	5.8	9.1	9.9	11.2	13.2	14.3	14.1	14.0	13.5	13.0	12.1	10.9	8.3	8.6	6.8	5.1	3.6	2.9
79 35 UC		0.2	0.6	1.2																			
80 10 MC				2.1	3.6	5.3	7.0	7.6	8.9	10.4	10.9	11.6	11.5	11.5	11.0	10.4	9.3	8.0	6.9	5.5	4.1	2.9	2.3
81 1 TC			1.6	2.1	3.6	5.2	6.9	7.5	12.2	14.4	15.0	15.2	15.1	10.9	10.5	8.4	7.6	7.1	6.1	4.9	3.6	2.6	2.1
82 10 MC				1.8	3.0	4.4	5.8	6.3	7.3	8.6	9.0	9.5	9.5	9.5	9.1	8.5	7.7	6.6	5.7	4.5	3.4	2.4	1.9
84 4 TC *			1.8	2.4	4.0	5.9	7.8	8.5	9.8	11.6	12.1	12.8	12.7	12.7	12.2	11.5	10.4	8.9	7.7	6.1	4.6	3.2	2.6
84 23 UC *				2.5	4.3	6.2	8.2	9.0	10.4	12.3	12.8	13.6	13.5	13.5	12.9	12.2	11.0	9.4	8.1	6.5	4.8	3.4	2.7
85 5 MC				1.7	2.8	4.1	5.4	5.9	6.8	8.1	8.4	8.9	8.9	8.9	8.5	8.0	7.2	6.2	5.3	4.3	3.2	2.2	1.8
85 24 UC *				1.5	2.6	3.7	4.9	5.4	6.2	7.3	7.7	8.1	8.1	8.1	7.7	7.3	6.6	5.6	4.9	3.9	2.9	2.0	1.6
85 25 UC *				1.9	3.1	4.6	6.0	6.6	7.7	9.0	9.4	10.0	9.9	9.9	9.5	9.0	8.1	6.9	6.0	4.8	3.5	2.5	2.0
85 26 UC *				1.4	2.3	3.4	4.5	4.9	5.6	6.6	6.9	7.4	7.3	7.3	7.0	6.6	5.9	5.1	4.4	3.5	2.6	1.8	1.5
85 37 UC *				2.4	4.0	5.8	7.7	8.4	9.7	11.5	12.0	12.7	13.5	13.5	10.2	9.6	8.6	7.4	6.3	5.1	3.8	2.7	2.1
88 36 UC *				2.3	3.9	5.7	7.4	8.1	9.4	11.1	11.6	14.1	14.0	11.9	11.4	8.6	7.7	6.6	5.7	4.5	3.4	2.4	1.9
89 67 TC				1.6	2.7	3.9	5.2	5.6	8.3	9.8	11.9	12.8	12.4	11.9	10.9	9.1	8.3	6.9	4.8	3.4	2.9	2.0	1.6
90 36 TC *				2.2	3.7	5.4	7.1	7.8	9.0	10.6	11.1	11.9	11.8	11.3	10.8	8.1	7.3	4.6	4.0	3.2	2.4	1.7	1.3
91 39 UC *	0.6	1.1	2.0	2.8	4.7																		
92 67 TC				1.1	1.9	2.7	3.6	3.9	5.7	6.7	7.9	9.1	9.4	8.6	8.0	6.8	5.5	4.5	3.4	2.8	2.0	1.4	1.1
93 68 UC	0.6	1.0	1.9	2.6	4.3	6.3	8.3	9.1	10.5	12.4													

East Germany

Product Source Year	Age group 12	13	14	15	16	17	18	19	20	21-24	25-29	30-34	35-39	40-44	45-49	50-54	55-59	60-64	65-69	70-74	75-79	80-84	85+
69 44 UC	0.3	0.6	1.1	1.4	2.4	3.6	4.7	5.1															
71 47 A				2.2	3.7	5.4	7.9	8.7	10.0	11.8	12.3	13.1	13.0	13.0	12.5	11.7	10.6	9.1	7.8	6.2	4.6	3.3	2.6
71 48 A *				2.4	4.1	6.0	7.9	8.6	9.9	11.7	12.2	13.0	12.9	12.9	12.4	11.6	10.5	9.0	7.7	6.2	4.6	3.2	2.6
73 48 A																							
75 45 UC							8.0	8.7															
82 55 UC	0.5	1.0	2.3	3.2																			
84 57 UC *				1.3	2.2	3.3	4.3	4.7	5.4	6.4	6.7	7.1	7.0	7.0	6.8	6.4	5.7	4.9	4.2	3.4	2.5	1.8	1.4
84 59 UC *				1.4	2.4	3.5	4.6	5.0	5.8	6.8	7.1	7.5	7.5	7.5	7.2	6.7	6.1	5.2	4.5	3.6	2.7	1.9	1.5
84 60 UC *				1.4	2.4	3.5	4.6	5.0	5.8	6.8	7.1	7.5	7.5	7.5	7.2	6.7	6.1	5.2	4.5	3.6	2.7	1.9	1.5
84 61 UC *				1.6	2.8	4.0	5.3	5.8	6.7	7.9	8.3	8.8	8.7	8.7	8.3	7.8	7.1	6.1	5.2	4.2	3.1	2.2	1.8
85 54 UC					5.0																		
88 64 UC				1.9	3.3	4.8	7.5	8.2	9.5	11.2	9.0	9.5	11.1	11.1	7.1	6.6	7.9	6.8	4.3	3.4	2.5	1.8	1.4
91 66 TC *				1.8	3.1	4.5	5.9	6.5	7.5	8.9	9.3	11.2	11.1	8.1	7.7	6.5	5.8	3.6	3.1	2.5	1.8	1.3	1.0
92 67 TC				1.2	2.0	3.0	3.9	4.3	6.0	7.1	8.2	8.8	7.9	7.1	6.8	5.2	4.8	4.2	2.8	2.6	1.7	1.2	1.0
93 68 UC	0.5	0.9	1.7	2.3	4.0	5.8	7.7	8.4	9.7	11.4													

Unified

Product Source Year	Age group 12	13	14	15	16	17	18	19	20	21-24	25-29	30-34	35-39	40-44	45-49	50-54	55-59	60-64	65-69	70-74	75-79	80-84	85+
92 67 TC				1.4	2.4	3.5	4.6	5.0	7.3	8.6	10.3	11.6	11.6	10.8	10.0	8.2	6.9	5.8	4.2	3.5	2.4	1.7	1.3
93 68 UC	0.5	1.0	1.8	2.5	4.2	6.1	8.1	8.8	10.2	12.0													
95 67 TC				1.4	2.3	3.4	4.5	4.9	7.0	8.3	9.6	10.7	11.0	10.4	9.6	8.0	6.5	5.3	3.9	3.0	2.2	1.5	1.2

West Germany

Product Source Year	Age group 12	13	14	15	16	17	18	19	20	21-24	25-29	30-34	35-39	40-44	45-49	50-54	55-59	60-64	65-69	70-74	75-79	80-84	85+
65 28 UC						1.6	2.0																
65 29 UC						0.8	1.1																
67 5 MC				0.9	1.5	2.4	3.0	3.5	3.7	3.9	3.7	3.5	3.2	2.9	2.6	2.1	1.7	1.2	1.0	0.7	0.6	0.3	0.1
70 8 UC																							
74 5 MC				1.3	2.2	3.3	4.2	4.9	5.3	5.5	5.2	5.0	4.6	4.1	3.6	2.9	2.4	1.6	1.4	1.0	0.8	0.4	0.1
74 33 A			1.2	1.8	2.9	4.4	5.5	6.5	7.0	7.3													
75 18 UC				1.9	3.1	4.9	6.1	7.2															
78 34 UC				0.6	3.2	5.0	6.3	7.4	7.9	8.3	7.8	7.5	6.9	6.2	5.4	4.4	3.6	2.5	2.0	0.9	0.7	0.4	0.1
78 67 TC			0.4	0.6	2.3	3.5	5.6	6.6	7.8	8.2	7.4	5.6	5.2	3.9	3.4	3.4	2.8	1.9	1.1	0.8	0.6	0.3	0.1
79 35 UC		0.2	1.1	1.1																			
80 10 MC				2.1	3.4	5.2	6.5	7.6	8.2	8.5	8.1	7.7	7.1	6.4	5.6	4.5	3.7	2.5	2.1	1.6	1.2	0.6	0.2
81 1 TC			1.3	1.9	3.2	4.9	6.1	7.2	9.0	9.4	8.9	8.5	7.8	5.9	5.2	5.2	4.2	2.2	1.8	1.3	1.0	0.5	0.1
82 10 MC				1.8	3.0	4.7	5.8	6.9	7.3	7.7	7.3	7.0	6.4	5.7	5.1	4.1	3.4	2.3	1.9	1.4	1.1	0.6	0.1
84 4 TC *			1.2	1.8	2.9	4.4	5.5	6.5	7.0	7.3	6.9	6.6	6.0	5.4	4.8	3.9	3.2	2.2	1.8	1.3	1.1	0.6	0.1
84 23 UC *				2.4	3.9	6.1	7.6	8.9	9.6	10.0	9.5	9.1	8.3	7.5	6.6	5.3	4.4	3.0	2.5	1.8	1.5	0.8	0.2
85 5 MC				1.5	2.4	3.7	4.6	5.4	5.8	6.1	5.8	5.5	5.0	4.5	4.0	3.2	2.6	1.8	1.5	1.1	0.9	0.5	0.1
85 24 UC *				1.5	2.5	3.9	4.9	5.7	6.1	6.4	6.1	5.8	5.3	4.8	4.2	3.4	2.8	1.9	1.6	1.2	0.9	0.5	0.1
85 25 UC *				1.2	2.0	3.1	3.9	4.6	4.9	5.1	4.8	4.6	4.2	3.8	3.4	2.7	2.2	1.5	1.3	0.9	0.7	0.4	0.1
85 26 UC *				0.7	1.1	1.7	2.1	2.5	2.7	2.8	2.7	2.5	2.3	2.1	1.9	1.5	1.2	0.8	0.7	0.5	0.4	0.2	0.1
85 37 UC *				2.1	3.4	5.3	6.6	7.8	8.4	8.7	8.3	7.9	7.1	6.4	3.0	2.4	1.9	1.3	1.1	0.8	0.6	0.3	0.1
88 36 UC																							
89 67 TC				1.1	1.9	2.9	3.6	4.3	6.6	7.0	8.1	8.1	7.8	6.9	4.8	3.6	2.9	2.8	1.9	1.6	0.8	0.4	0.1
90 36 TC *				1.3	2.3	4.0	5.4	6.3	6.6	7.7	8.5	7.9	7.7	7.9	6.5	4.0	2.9	1.7	1.3	0.9	0.5	0.4	0.4
91 39 UC *	0.3	0.6	1.8	2.6	4.7																		
92 67 TC				0.6	1.0	1.8	2.4	2.9	4.0	4.6	5.4	5.8	5.9	5.1	4.4	2.6	2.1	1.8	1.2	1.0	0.5	0.3	0.3
93 68 UC	0.2	0.4	1.1	1.7	2.9	5.1	6.8	8.0	8.3	9.7													

East Germany

Product Source Year	Age group 12	13	14	15	16	17	18	19	20	21-24	25-29	30-34	35-39	40-44	45-49	50-54	55-59	60-64	65-69	70-74	75-79	80-84	85+
69 44 UC																							
71 47 A				0.9	1.2	1.7	2.8	3.5	3.5	4.1	4.2	4.3	4.3	4.2	4.1	3.8	3.3	2.6	1.9	1.4	1.0	0.6	0.5
71 48 A																							
73 48 A *				1.0	1.3	1.8	2.0	2.6	2.6	3.0	3.1	3.2	3.2	3.1	3.0	2.8	2.4	1.9	1.4	1.0	0.7	0.5	0.4
75 45 UC							1.9	2.5															
82 55 UC	0.0	0.0	1.1	1.2																			
84 57 UC *				1.4	2.3	3.6	4.4	5.2	5.6	5.9	5.6	5.3	4.9	4.4	3.9	3.1	2.6	1.7	1.4	1.1	0.9	0.4	0.1
84 59 UC *				0.5	0.8	1.2	1.5	1.8	1.9	2.0	1.9	1.8	1.7	1.5	1.3	1.1	0.9	0.6	0.5	0.4	0.3	0.2	0.0
84 60 UC *				0.6	0.9	1.5	1.8	2.2	2.3	2.4	2.3	2.2	2.0	1.8	1.6	1.3	1.1	0.7	0.6	0.4	0.4	0.2	0.0
84 61 UC *				1.1	1.7	2.7	3.3	3.9	4.2	4.4	4.2	4.0	3.6	3.3	2.9	2.3	1.9	1.3	1.1	0.8	0.6	0.3	0.1
85 54 UC					1.6																		
88 64 UC				1.7	2.8	4.3	3.9	4.6	4.9	5.1	4.4	4.2	3.3	3.0	2.6	2.1	2.0	1.4	1.7	1.3	1.0	0.5	0.1
91 66 TC *				1.1	1.9	2.9	3.6	4.2	4.5	4.8	4.5	4.6	4.3	2.3	2.0	1.6	1.3	1.0	0.8	0.6	0.5	0.2	0.1
92 67 TC				0.5	0.8	1.3	1.6	1.9	3.9	4.0	4.2	4.5	3.8	3.1	1.9	1.6	1.4	1.4	0.8	0.6	0.4	0.2	0.1
93 68 UC	0.1	0.3	0.7	1.1	1.8	2.8	3.5	4.1	4.4	4.6													

Unified Germany

Product Source Year	Age group 12	13	14	15	16	17	18	19	20	21-24	25-29	30-34	35-39	40-44	45-49	50-54	55-59	60-64	65-69	70-74	75-79	80-84	85+
92 67 TC				0.8	1.3	2.3	3.1	3.7	4.9	5.8	6.6	7.1	6.9	6.1	5.0	3.2	2.6	2.2	1.6	1.1	0.6	0.4	0.4
93 68 UC	0.1	0.4	1.0	1.5	2.7	4.6	6.2	7.3	7.6	8.9													
95 67 TC				0.6	1.1	2.0	2.6	3.1	4.7	5.5	6.3	6.8	6.9	6.1	5.3	3.6	2.7	1.9	1.6	1.1	0.6	0.4	0.4

Annex B Cigarettes per person per day – individual surveys. Greece, males

Product Source Year	Age group 12	13	14	15	16	17	18	19	20	21-24	25-29	30-34	35-39	40-44	45-49	50-54	55-59	60-64	65-69	70-74	75-79	80-84	85+
56 6 UC *				6.1	6.1	6.1	6.1	7.0	8.3	9.2	9.5	9.7	10.4	11.2	12.1	12.9	13.1	12.6	11.8	11.4	9.6	5.5	3.7
60 9 UC														14.5	13.0	12.6	12.2						
61 10 UC														12.8	10.9	13.1	12.6						
80 4 UC									15.5	18.3	19.1												
80 31 UC																							
81 3 UC				3.9	6.7	9.7	12.8	14.0	16.2	19.1	20.0	21.2	21.0	21.0	20.1	18.9	17.1	17.8	15.3	10.4	7.7	5.4	4.4
84 30 UC	0.8	1.5	2.7	3.7	6.3	9.2	12.1	13.2	15.3	18.1	18.9	20.0	19.9	19.9	19.1	17.9	16.1	13.9	14.5	11.6	8.6	6.1	4.9
88 32 UC				3.2	5.5	8.0	10.5	11.5	13.3	15.7	16.4	17.4	17.2	17.2	16.5	15.5	14.0	12.0	10.4	8.3	6.2	4.3	3.5
93 24 UC				1.9	3.2																		

Annex B Cigarettes per person per day – individual surveys. Greece, females

Product Source Year	Age group 12	13	14	15	16	17	18	19	20	21-24	25-29	30-34	35-39	40-44	45-49	50-54	55-59	60-64	65-69	70-74	75-79	80-84	85+
56 6 UC																							
60 9 UC																							
61 10 UC																							
80 4 UC																							
80 31 UC *				1.0	1.3	1.9	2.2	2.7	2.8	3.2	3.3	3.4	3.4	3.3	3.2	3.0	2.6	2.0	1.5	1.1	0.7	0.5	0.4
81 3 UC																							
84 30 UC	0.1	0.3	0.8	1.3	1.6	2.3	2.6	3.3	3.4	3.9	4.0	4.1	4.1	4.0	3.9	3.6	3.1	2.4	2.0	1.4	1.0	0.7	0.5
88 32 UC				2.1	2.6	3.7	4.3	5.4	5.5	6.3	6.5	6.6	6.6	6.5	6.4	5.9	5.1	3.9	2.9	2.1	1.5	1.0	0.8
93 24 UC				1.3	1.7																		

Annex B Cigarettes per person per day – individual surveys. Hungary, males

Product Source Year	Age group 12	13	14	15	16	17	18	19	20	21-24	25-29	30-34	35-39	40-44	45-49	50-54	55-59	60-64	65-69	70-74	75-79	80-84	85+
66 2 UC				0.9	1.5	2.3	3.0	3.3	11.5	13.6	14.2	15.1	14.9	14.9	14.3	13.5	12.2	10.5	9.0	7.2	5.3	3.8	3.0
82 6 UC *				2.6	4.4	6.5	8.6	9.3	10.8	12.8	13.3	14.1	14.0	14.0	13.5	12.7	11.4	9.8	8.4	6.7	5.0	3.5	2.9
83 7 UC *				3.1	5.2	7.6	10.0	11.0	12.7	15.0	15.7	16.6	16.5	16.5	15.8	14.9	13.4	11.5	9.9	7.9	5.9	4.2	3.3
95 12 UC				1.9	3.3	4.8	6.3	6.8	8.2	9.6	11.6	12.3	19.0	19.0	15.6	14.7	9.9	8.5	8.1	6.5	4.8	3.4	2.8
95 13 UC				4.8	8.2																		

Annex B Cigarettes per person per day – individual surveys. Hungary, females

Product Source Year	Age group 12	13	14	15	16	17	18	19	20	21-24	25-29	30-34	35-39	40-44	45-49	50-54	55-59	60-64	65-69	70-74	75-79	80-84	85+
66 2 UC				0.5	0.7	1.2	1.4	1.7	5.0	5.2	5.0	4.7	4.3	3.9	3.5	2.8	2.3	1.6	1.3	1.0	0.8	0.4	0.1
82 6 UC *				1.0	1.8	3.1	4.2	4.9	5.1	6.0	6.6	7.5	7.2	6.9	5.7	4.7	3.4	2.6	2.0	1.3	0.8	0.6	0.6
83 7 UC *				1.5	2.7	4.6	6.2	7.3	7.6	8.9	9.8	11.0	10.7	10.3	8.4	6.9	5.0	3.9	2.9	1.9	1.2	0.9	0.9
95 12 UC				2.2	2.8	3.9	4.6	5.8	5.4	6.3	8.0	8.2	10.6	10.5	9.2	8.5	6.2	4.8	4.7	3.4	2.4	1.6	1.3
95 13 UC				3.5	4.5																		

Annex B Cigarettes per person per day – individual surveys. Iceland, males

Product Source Year	Age group 12	13	14	15	16	17	18	19	20	21-24	25-29	30-34	35-39	40-44	45-49	50-54	55-59	60-64	65-69	70-74	75-79	80-84	85+
83 4 UC *				1.3	2.3	3.3	4.4	4.8	5.6	6.6	6.9	7.3	7.2	7.2	6.9	6.5	5.9	5.0	4.3	3.5	2.6	1.8	1.5
95 6 UC				2.4	4.1																		

Annex B Cigarettes per person per day – individual surveys. Iceland, females

Product Source Year	Age group 12	13	14	15	16	17	18	19	20	21-24	25-29	30-34	35-39	40-44	45-49	50-54	55-59	60-64	65-69	70-74	75-79	80-84	85+
83 4 UC *				2.6	3.4	4.7	5.4	6.9	7.0	8.1	8.3	8.5	8.5	8.3	8.1	7.5	6.5	5.0	3.8	2.7	1.9	1.3	1.0
95 6 UC				2.3	2.9																		

Annex B Cigarettes per person per day – individual surveys. Ireland, males

Product Source Year	Age group 12	13	14	15	16	17	18	19	20	21-24	25-29	30-34	35-39	40-44	45-49	50-54	55-59	60-64	65-69	70-74	75-79	80-84	85+
59 11 UC *	0.4	0.5	1.1	1.9	3.1	4.1	7.2	4.6	5.3														
61 7 MC				3.0	4.4	6.4	8.4	9.2	10.7	12.6	13.1	13.9	13.8	13.8	13.3	12.5	11.2	9.7	8.3	6.6	4.9	3.5	2.8
62 5 UC *	0.2	0.6	0.8																				
67 2 UC	0.1	0.2	0.8	1.4	2.6	3.0	4.2	4.6															
67 7 MC				3.1	4.1	6.1	8.0	8.7	10.1	11.9	12.4	13.2	13.1	13.1	12.5	11.8	10.6	9.1	7.9	6.3	4.7	3.3	2.7
70 2 UC	0.9	0.7	1.3	1.8	3.0	4.1	5.4	5.9															
71 7 MC				2.9	4.3	6.2	8.2	9.0	10.4	12.3	12.8	13.6	13.5	13.5	12.9	12.1	10.9	9.4	8.1	6.5	4.8	3.4	2.7
75 6 MC				2.8	4.8	7.0	9.3	10.1	11.7	13.8	14.4	15.3	15.2	15.2	14.6	13.7	12.3	10.6	9.1	7.3	5.4	3.8	3.1
75 7 MC				3.3	4.7	6.9	9.1	9.9	11.5	13.5	14.2	15.0	14.9	14.9	14.3	13.4	12.1	10.4	8.9	7.1	5.3	3.7	3.0
80 1 UC				2.4	4.1	6.0	7.9	8.6	10.0	11.8	12.3	13.0	12.9	12.9	12.4	11.7	10.5	9.0	7.8	6.2	4.6	3.3	2.6
80 2 UC	0.8	1.5	2.8	3.8	3.1	3.4	5.8	6.3															
80 6 MC				2.6	4.4	6.4	8.4	9.2	10.7	12.6	13.2	14.0	13.8	13.8	13.3	12.5	11.3	9.7	8.3	6.6	5.0	3.5	2.8
82 3 UC				2.9	3.3	4.8	6.4	7.0															
83 14 UC	0.8	1.4																					
86 15 UC				1.7	2.9	4.2	5.5	6.0	7.0	8.2	8.6	9.1	9.0	9.0	8.7	8.1	7.3	6.3	5.4	4.3	3.2	2.3	1.8
90 15 UC				1.6	2.7	3.9	5.1	5.6	6.5	7.7	8.0	8.5	8.4	8.4	8.1	7.6	6.9	5.9	5.1	4.0	3.0	2.1	1.7
95 18 UC				2.8	4.7																		

Annex B Cigarettes per person per day – individual surveys. Ireland, females

Product Source Year	Age group 12	13	14	15	16	17	18	19	20	21-24	25-29	30-34	35-39	40-44	45-49	50-54	55-59	60-64	65-69	70-74	75-79	80-84	85+
59 11 UC *	0.0	0.0	0.0	0.1	0.1	0.1	0.0	0.0															
61 7 MC				1.0	2.2	3.0	3.5	4.4	4.5	5.2	5.3	5.4	5.4	5.4	5.2	4.8	4.1	3.2	2.4	1.7	1.2	0.8	0.6
62 5 UC *	0.0	0.1	0.1																				
67 2 UC	0.0	0.0	0.2	0.1	0.2	0.5	0.9	1.1															
67 7 MC				1.0	2.7	3.8	4.4	5.6	5.6	6.5	6.7	6.8	6.8	6.7	6.5	6.1	5.2	4.1	3.0	2.2	1.5	1.0	0.8
70 2 UC	0.1	0.2	0.6	0.9	1.2	1.6	1.9	2.4															
71 7 MC				2.0	3.0	4.3	4.9	6.3	6.3	7.3	7.5	7.7	7.7	7.6	7.4	6.8	5.8	4.6	3.4	2.4	1.7	1.2	0.9
75 6 MC				3.1	4.0	5.6	6.5	8.3	8.4	9.7	9.9	10.2	10.2	10.0	9.8	9.0	7.7	6.0	4.5	3.2	2.3	1.5	1.2
75 7 MC				2.2	4.0	5.6	6.4	8.2	8.3	9.5	9.8	10.0	10.0	9.8	9.6	8.9	7.6	5.9	4.4	3.2	2.2	1.5	1.2
80 1 UC				3.0	3.8	5.3	6.2	7.8	7.9	9.1	9.3	9.6	9.6	9.4	9.2	8.5	7.3	5.7	4.3	3.0	2.1	1.4	1.1
80 2 UC	0.2	0.6	1.4	2.2	2.3	2.5	3.5	4.4															
80 6 MC				2.8	3.6	5.0	5.8	7.4	7.5	8.6	8.8	9.1	9.1	8.9	8.7	8.0	6.9	5.4	4.0	2.9	2.0	1.4	1.1
82 3 UC				1.1	1.6	2.5	2.1	2.6															
83 14 UC	0.1	0.2																					
86 15 UC				2.0	2.5	3.5	4.1	5.2	5.3	6.1	6.2	6.4	6.4	6.3	6.1	5.7	4.9	3.8	2.8	2.0	1.4	1.0	0.8
90 15 UC				1.8	2.3	3.2	3.7	4.7	4.8	5.5	5.6	5.8	5.8	5.7	5.5	5.1	4.4	3.4	2.6	1.8	1.3	0.9	0.7
95 18 UC				2.6	3.3																		

Annex B Cigarettes per person per day – individual surveys. Israel, males

Product Source Year	Age group 12	13	14	15	16	17	18	19	20	21-24	25-29	30-34	35-39	40-44	45-49	50-54	55-59	60-64	65-69	70-74	75-79	80-84	85+
63 1 UC				2.7	4.6	6.7	8.8	9.7	11.2	13.2	13.8	14.6	14.5	14.5	13.0	11.9	11.0	11.7	10.1	8.0	6.0	4.2	3.4
70 2 UC *				1.9	3.3	4.8	6.3	6.8	10.3	12.1	10.2	10.8	11.3	11.3	10.1	9.5	6.4	5.5	5.5	4.4	5.0	3.5	2.9
73 4 UC *				2.1	3.5	5.2	6.8	7.4	9.8	11.6	12.1	12.8	12.7	8.7	8.4	7.9	7.1	6.1	5.2	4.2	3.1	2.2	1.8
74 4 UC *				2.3	3.8	5.6	7.4	8.1	9.3	11.0	11.5	12.1	12.0	11.2	10.7	10.1	9.1	7.8	6.7	5.4	4.0	2.8	2.3
75 4 UC *				1.9	3.2	4.7	6.2	6.7	9.8	11.5	12.0	12.8	12.7	8.2	7.9	7.4	6.7	5.7	4.9	3.9	2.9	2.1	1.7
79 4 UC *				1.8	3.1	4.6	6.0	6.6	8.5	10.1	10.5	11.2	11.1	10.1	9.7	9.2	8.2	7.1	6.1	4.9	3.6	2.6	2.1
80 3 UC				2.0	3.4	5.0	7.3	7.9	9.2	10.8	11.3	12.0	11.9	11.9	11.4	10.8	9.7	8.3	7.2	5.7	4.3	3.0	2.4
81 8 UC			1.1	1.4	2.4	3.5	4.7	5.1															
83 4 UC *				2.1	3.6	5.2	6.9	7.5	8.4	9.9	10.3	10.9	10.8	9.8	9.4	8.9	8.0	6.9	5.9	4.7	3.5	2.5	2.0
85 12 UC *				2.5	4.2	6.1	8.0	8.8	10.6	12.5	11.5	12.2	10.1	10.1	9.3	8.8	6.6	5.7	7.9	6.3	4.7	3.3	2.7
88 15 UC									11.0	13.0													
89 13 UC									11.4	13.4													
90 13 UC									10.3	12.1													
91 13 UC									9.5	11.2													
92 13 UC									7.9	9.3													
93 13 UC									8.5	10.1													
94 13 UC									7.2	8.5													
95 13 UC									7.4	8.8													

Annex B Cigarettes per person per day – individual surveys. Israel, females

Product Source Year	Age group 12	13	14	15	16	17	18	19	20	21-24	25-29	30-34	35-39	40-44	45-49	50-54	55-59	60-64	65-69	70-74	75-79	80-84	85+
63 1 UC																							
70 2 UC *				1.3	1.7	2.3	2.7	3.5	3.6	4.2	4.7	4.8	4.4	4.3	4.0	3.7	2.2	1.7	3.4	2.4	0.8	0.5	0.4
73 4 UC *				1.7	2.2	3.1	3.5	4.5	5.6	6.5	6.7	6.8	6.8	6.9	6.8	6.3	5.4	4.2	3.1	2.2	1.6	1.1	0.8
74 4 UC *				1.9	2.4	3.3	3.8	4.9	4.9	5.7	5.8	5.9	5.9	6.5	6.4	5.9	5.0	3.9	2.9	2.1	1.5	1.0	0.8
75 4 UC *				1.5	2.0	2.8	3.2	4.1	5.1	5.9	6.0	6.2	6.2	5.5	5.4	5.0	4.3	3.3	2.5	1.8	1.2	0.8	0.7
79 4 UC *				1.5	1.9	2.7	3.1	4.0	4.0	4.6	4.7	4.8	4.8	4.9	4.7	4.4	3.8	2.9	2.2	1.6	1.1	0.7	0.6
80 3 UC				1.2	1.6	2.2	3.5	4.4	4.4	5.1	5.2	5.4	5.4	5.3	5.2	4.8	4.1	3.2	2.4	1.7	1.2	0.8	0.6
81 8 UC			0.5	0.7	0.9	1.3	1.5	1.9															
83 4 UC *				1.7	2.2	3.1	3.6	4.6	4.9	5.7	5.8	5.9	5.9	5.3	5.2	4.8	4.1	3.2	2.4	1.7	1.2	0.8	0.6
85 12 UC *				2.0	2.6	3.6	4.2	5.3	3.2	3.7	5.0	5.1	5.0	4.9	3.5	3.2	3.0	2.3	3.4	2.5	1.7	1.2	0.9
88 15 UC									4.8	5.5													
89 13 UC									4.8	5.5													
90 13 UC									5.0	5.8													
91 13 UC									4.3	5.0													
92 13 UC									3.9	4.5													
93 13 UC									4.6	5.3													
94 13 UC									4.0	4.6													
95 13 UC									4.6	5.3													

Product Source Year	Age group 12	13	14	15	16	17	18	19	20	21-24	25-29	30-34	35-39	40-44	45-49	50-54	55-59	60-64	65-69	70-74	75-79	80-84	85+
49 14 UC *				2.9	4.9	7.2	6.8	7.4	8.6	10.1	10.6	11.2	11.1	11.1	10.7	10.0	9.0	7.8	6.7	5.3	4.0	2.8	2.3
57 14 UC *				3.0	3.2	4.7	6.2	6.8	7.9	9.3	9.7	10.3	10.2	10.2	9.8	9.2	8.3	7.2	6.2	4.9	3.7	2.6	2.1
57 21 UC															9.1	8.1	7.6						
60 22 UC														12.0	11.9	10.6	9.8						
60 23 UC														9.3	7.9	8.6	7.1						
65 14 UC *				3.2	3.2	4.7	6.1	6.7	7.8	9.2	9.6	10.2	10.1	10.1	9.7	9.1	8.2	7.0	6.1	4.8	3.6	2.5	2.0
72 5 UC				2.3	4.0	5.8	7.7	8.4	9.7	11.4	11.9	12.7	12.6	12.6	12.0	11.3	10.2	8.8	7.6	6.0	4.5	3.2	2.6
73 12 UC			0.6																				
76 2 UC				2.5	4.2	6.2	8.2	8.9	10.3	12.2	12.7	13.2	13.0	13.4	12.8	12.6	11.4	9.8	8.4	6.7	5.0	3.5	2.8
77 8 UC *			1.1	1.5	2.5	3.7	4.8	5.3															
79 24 UC				1.1	1.8	2.6	3.4	3.8															
80 1 UC			1.5	2.0	3.4	5.0	6.6	7.2	8.3	9.8	10.3	13.3	13.2	13.3	12.8	13.1	11.8	9.7	8.3	6.0	4.5	3.1	2.5
80 4 MC				2.3	4.0	5.8	7.6	8.3	9.6	11.3	11.9	12.6	12.5	12.5	12.0	11.2	10.1	8.7	7.5	6.0	4.5	3.1	2.5
81 3 UC			1.0	1.4	2.1	3.1	4.0	4.3															
81 11 MC																							
83 1 UC				2.3	4.0	5.8	7.6	8.3	9.6	11.4	11.9	12.6	12.5	12.5	12.0	11.3	10.1	8.7	7.5	6.0	4.5	3.1	2.5
85 17 UC *				1.5	2.6	3.8	5.0	5.5	6.3	7.5	7.8	8.3	8.2	8.2	7.9	7.4	6.7	5.7	4.9	3.9	2.9	2.1	1.7
86 18 UC *				1.9	3.2	4.7	6.2	6.8	7.9	9.3	9.7	10.3	10.2	10.2	9.8	9.2	8.3	7.2	6.2	4.9	3.7	2.6	2.1
87 1 UC				1.6	2.7	3.9	5.2	5.7	6.6	7.7	11.6	12.3	13.0	13.0	11.7	11.0	10.3	8.9	6.8	5.4	3.9	2.7	2.2
87 15 UC				1.9	3.2	4.6	6.1	6.7	7.7	9.1	9.5	10.1	10.0	10.0	9.6	9.0	8.1	7.0	6.0	4.8	3.6	2.5	2.0
88 3 UC *			1.0	1.3	2.1	3.1	4.0	4.3															
88 26 UC			0.4	0.6	1.1	1.7	2.3	2.5															
89 28 UC			0.6	0.8	1.2	1.7	2.1	2.3															
90 15 UC				1.7	2.9	4.2	5.5	6.0	7.0	8.2	8.6	9.1	9.1	9.1	8.7	8.2	7.4	6.3	5.4	4.3	3.2	2.3	1.8
90 30 UC			0.9	1.2	1.6	2.3	2.9	3.1															
91 1 UC				1.6	2.7	4.0	5.2	5.7	6.6	7.8	8.6	9.1	10.2	10.2	10.0	9.4	7.9	6.8	5.7	4.6	3.1	2.2	1.8
94 1 UC				1.0	1.6	2.4	3.1	3.4	3.9	4.6	9.5	10.1	10.7	10.7	11.0	10.4	7.6	6.6	5.2	4.1	3.8	2.7	2.2
95 1 UC *				1.3	2.2	3.2	4.2	4.6	5.3	6.3	8.5	9.0	12.2	12.2	9.8	9.2	7.6	6.5	5.4	4.3	2.9	2.0	1.6
95 36 UC				1.8	3.1																		

	Age group																					
Product Source Year	12	13	14	15	16	17	18	19	20	21 - 24	25 - 29	30 - 34	35 - 39	40 - 44	45 - 49	50 - 54	55 - 59	60 - 64	65 - 69	70 - 74	75 - 79	80 - 84	85+
49 14 UC *				0.7	0.9	1.3	0.6	0.8	0.8	0.9	0.9	1.0	1.0	0.9	0.9	0.8	0.7	0.6	0.4	0.3	0.2	0.1	0.1
57 14 UC *				1.0	0.2	0.3	0.3	0.4	0.4	0.5	0.5	0.5	0.5	0.5	0.5	0.4	0.4	0.3	0.2	0.2	0.1	0.1	0.1
57 21 UC																							
60 22 UC																							
60 23 UC																							
65 14 UC *				1.1	0.2	0.3	0.3	0.4	0.4	0.5	0.5	0.5	0.5	0.5	0.5	0.5	0.4	0.3	0.2	0.2	0.1	0.1	0.1
72 5 UC				2.0	3.2	5.0	6.2	7.3	7.8	8.2	7.8	7.4	6.8	6.1	5.4	4.4	3.6	2.4	2.0	1.5	1.2	0.6	0.2
73 12 UC			0.3																				
76 2 UC				1.4	2.3	3.5	4.4	5.1	5.5	5.8	5.5	5.6	5.2	2.4	2.1	1.9	1.6	1.1	0.9	0.7	0.5	0.3	0.1
77 8 UC *			0.6	0.8	1.4	2.1	2.6	3.1															
79 24 UC				0.8	1.4	2.1	2.6	3.1															
80 1 UC			0.5	0.8	1.3	2.0	2.5	3.0	3.2	3.3	3.2	3.5	3.2	2.3	2.0	1.9	1.5	1.0	0.8	0.3	0.2	0.1	0.0
80 4 MC				0.8	1.3	2.1	2.6	3.0	3.2	3.4	3.2	3.1	2.8	2.5	2.2	1.8	1.5	1.0	0.8	0.6	0.5	0.3	0.1
81 3 UC			0.8	1.2	1.5	2.3	2.6	3.1															
81 11 MC				1.7	2.8	4.3	5.4	6.3	6.8	7.1	8.3	7.9	4.9	4.4	4.0	3.2	2.9	2.0	0.9	0.7	0.5	0.3	0.1
83 1 UC				1.1	1.7	2.7	3.3	3.9	4.2	4.4	4.2	4.0	3.6	3.3	2.9	2.3	1.9	1.3	1.1	0.8	0.6	0.3	0.1
85 17 UC *				1.3	2.2	3.4	4.3	5.0	5.4	5.6	5.3	5.1	4.6	4.2	3.7	3.0	2.4	1.7	1.4	1.0	0.8	0.4	0.1
86 18 UC *				1.0	1.7	2.6	3.3	3.8	4.1	4.3	4.1	3.9	3.6	3.2	2.8	2.3	1.9	1.3	1.1	0.8	0.6	0.3	0.1
87 1 UC				0.7	1.1	1.8	2.2	2.6	2.8	2.9	5.1	4.9	4.6	4.1	3.1	2.5	2.1	1.4	1.1	0.9	0.5	0.3	0.1
87 15 UC				1.6	2.6	4.1	5.1	6.0	6.4	6.7	6.3	6.0	5.5	5.0	4.4	3.5	2.9	2.0	1.6	1.2	1.0	0.5	0.1
88 3 UC *			0.5	0.7	1.0	1.6	1.9	2.2															
88 26 UC			0.3	0.4	0.7	1.1	1.4	1.6															
89 28 UC			0.3	0.4	0.4	0.6	0.6	0.7															
90 15 UC				0.7	1.3	2.2	2.9	3.5	3.6	4.2	4.7	5.2	5.1	4.9	4.0	3.3	2.4	1.8	1.4	0.9	0.6	0.4	0.4
90 30 UC			0.3	0.5	0.8	1.4	1.9	2.3															
91 1 UC				0.7	1.3	2.2	3.0	3.5	3.7	4.3	3.6	4.0	4.3	4.2	3.0	2.5	2.0	1.6	1.1	0.7	0.4	0.3	0.3
94 1 UC				0.3	0.6	1.0	1.4	1.6	1.7	2.0	3.3	3.7	5.3	5.1	3.8	3.1	2.3	1.8	1.3	0.9	0.5	0.3	0.3
95 1 UC *				0.4	0.7	1.2	1.6	1.9	1.9	2.3	3.4	3.8	4.5	4.4	3.9	3.2	2.3	1.8	1.2	0.8	0.5	0.4	0.4
95 36 UC				1.6	2.8																		

Product Source Year	Age group 12	13	14	15	16	17	18	19	20	21-24	25-29	30-34	35-39	40-44	45-49	50-54	55-59	60-64	65-69	70-74	75-79	80-84	85+
58 3 UC *														17.1	19.0	18.0	16.2						
60 4 UC *														18.0	20.5	16.9	15.4						
61 5 UC *				3.4	5.8	8.5	11.2	12.2	14.1	16.7	17.4	18.4	18.3	18.3	17.6	16.5	14.9	12.8	11.0	8.8	6.5	4.6	3.7
66 1 UC *				1.5	2.5	3.7	4.8	5.3	12.0	14.1	14.7	15.6	15.5	15.5	14.9	14.0	12.6	10.8	9.3	7.4	5.5	3.9	3.1
67 1 UC *				1.4	2.4	3.6	4.7	5.1	12.2	14.4	15.1	16.0	15.8	15.8	15.2	14.3	12.9	11.1	9.5	7.6	5.7	4.0	3.2
68 1 UC				1.6	2.7	4.0	5.2	5.7	12.5	14.8	15.4	16.3	16.2	16.2	15.5	14.6	13.2	11.3	9.8	7.8	5.8	4.1	3.3
69 1 UC				1.7	2.9	4.2	5.5	6.0	13.2	15.6	16.3	17.3	17.1	17.1	16.4	15.5	13.9	12.0	10.3	8.2	6.1	4.3	3.5
70 1 UC				1.7	2.9	4.3	5.6	6.1	13.6	16.1	16.8	17.8	17.7	17.7	16.9	15.9	14.4	12.3	10.6	8.5	6.3	4.5	3.6
70 1 UC *				1.6	2.7	3.9	5.2	5.7	13.1	15.4	16.1	16.4	16.2	17.0	16.3	16.7	15.1	14.8	12.7	10.2	7.6	5.3	4.3
71 1 UC				1.8	3.0	4.4	5.8	6.3	14.4	16.9	17.7	18.8	18.6	18.6	17.8	16.8	15.1	13.0	11.2	8.9	6.7	4.7	3.8
71 1 UC *				1.6	2.8	4.0	5.3	5.8	13.8	16.3	17.0	17.0	16.9	17.4	16.7	17.6	15.8	15.9	13.7	10.9	8.2	5.7	4.6
72 1 UC				1.8	3.0	4.4	5.8	6.4	15.1	17.8	18.6	19.7	19.6	19.6	18.8	17.6	15.9	13.7	11.8	9.4	7.0	4.9	4.0
72 1 UC *				1.7	2.8	4.1	5.4	5.9	14.2	16.7	17.5	17.7	17.6	18.5	17.7	19.1	17.2	16.8	14.4	11.5	8.6	6.1	4.9
73 1 UC				1.8	3.0	4.4	5.8	6.4	15.6	18.4	19.3	20.4	20.3	20.3	19.4	18.3	16.5	14.2	12.2	9.7	7.2	5.1	4.1
73 1 UC *				1.7	2.9	4.2	5.5	6.0	15.1	17.8	18.6	18.4	18.3	19.4	18.7	18.8	16.9	17.7	15.2	12.1	9.0	6.4	5.1
74 1 UC				1.8	3.1	4.5	6.0	6.5	16.3	19.2	20.1	20.0	19.9	20.3	19.5	20.6	18.6	19.0	16.3	13.0	9.7	6.8	5.5
75 1 UC				1.8	3.1	4.5	5.9	6.5	16.4	19.4	20.2	21.4	21.3	21.3	20.4	19.2	17.3	14.9	12.8	10.2	7.6	5.4	4.3
76 1 UC *				1.7	2.8	4.1	5.4	5.9	15.8	18.6	19.5	20.6	20.5	20.5	19.6	18.5	16.6	14.3	12.3	9.8	7.3	5.2	4.2
77 1 UC *				1.7	3.0	4.3	5.7	6.2	16.4	19.3	20.2	21.4	21.2	21.2	20.4	19.2	17.3	14.8	12.8	10.2	7.6	5.3	4.3
78 1 UC *				1.7	2.9	4.2	5.5	6.0	16.1	19.0	19.9	21.1	20.9	20.9	20.0	18.9	17.0	14.6	12.6	10.0	7.5	5.3	4.2
79 1 UC *				1.7	3.0	4.3	5.7	6.2	16.2	19.1	20.0	21.1	21.0	21.0	20.1	18.9	17.1	14.7	12.6	10.1	7.5	5.3	4.3
80 1 UC *				1.8	3.0	4.4	5.8	6.3	16.0	18.9	19.7	20.9	20.7	20.7	19.9	18.7	16.9	14.5	12.5	10.0	7.4	5.2	4.2
81 1 UC *				1.7	2.9	4.3	5.6	6.2	16.1	19.0	19.8	21.0	20.8	20.8	20.0	18.8	16.9	14.6	12.5	10.0	7.4	5.2	4.2
82 1 UC *				1.7	2.9	4.2	5.6	6.1	15.9	18.8	19.6	20.8	20.6	20.6	19.8	18.6	16.7	14.4	12.4	9.9	7.4	5.2	4.2
83 1 UC *				1.8	3.1	4.5	5.9	6.5	15.9	18.7	19.5	20.7	20.5	20.5	19.7	18.5	16.7	14.4	12.4	9.9	7.3	5.2	4.2
83 11 UC		0.5	0.9	1.8																			
84 1 UC *				1.8	3.1	4.5	5.9	6.5	14.6	17.3	18.0	20.8	20.7	19.0	18.3	18.9	17.0	16.0	13.8	11.0	8.2	5.8	4.7
85 1 UC *				1.8	3.1	4.5	5.9	6.5	15.4	18.1	18.9	20.0	19.9	19.9	19.1	17.9	16.2	13.9	12.0	9.5	7.1	5.0	4.0
86 1 UC *				1.8	3.1	4.6	6.0	6.6	15.3	18.0	18.8	20.0	19.8	19.8	19.0	17.9	16.1	13.8	11.9	9.5	7.1	5.0	4.0
87 1 UC *				1.8	3.1	4.5	5.9	6.5	14.9	17.5	18.3	19.4	19.2	19.2	18.5	17.4	15.7	13.5	11.6	9.2	6.9	4.9	3.9
88 1 UC *				1.8	3.1	4.5	5.9	6.5	14.8	17.4	18.2	19.3	19.1	19.1	18.4	17.3	15.6	13.4	11.5	9.2	6.8	4.8	3.9
89 1 UC *				1.8	3.1	4.5	5.9	6.5	15.0	17.6	18.4	19.5	19.4	19.4	18.6	17.5	15.7	13.5	11.6	9.3	6.9	4.9	3.9
90 1 UC *				1.8	3.1	4.6	6.0	6.6	14.9	17.5	18.3	19.4	19.2	19.2	18.4	17.4	15.6	13.4	11.6	9.2	6.9	4.8	3.9
91 1 UC *				1.8	3.1	4.5	5.9	6.5	15.2	17.9	18.7	19.8	19.6	19.6	18.8	17.7	16.0	13.7	11.8	9.4	7.0	4.9	4.0
92 1 UC *				1.9	3.2	4.7	6.2	6.7	15.1	17.9	18.7	19.8	19.6	19.6	18.8	17.7	15.9	13.7	11.8	9.4	7.0	4.9	4.0
93 1 UC *				1.9	3.2	4.6	6.1	6.7	15.1	17.8	18.6	19.8	19.6	19.6	18.8	17.7	15.9	13.7	11.8	9.4	7.0	4.9	4.0
94 1 UC *				1.9	3.2	4.6	6.1	6.7	14.9	17.6	18.4	19.5	19.3	19.3	18.6	17.5	15.7	13.5	11.6	9.3	6.9	4.9	3.9
95 1 UC *				1.8	3.1	4.6	6.0	6.6	14.8	17.4	18.2	19.3	19.1	19.1	18.4	17.3	15.6	13.4	11.5	9.2	6.9	4.8	3.9

Product Source Year	Age group 12	13	14	15	16	17	18	19	20	21 - 24	25 - 29	30 - 34	35 - 39	40 - 44	45 - 49	50 - 54	55 - 59	60 - 64	65 - 69	70 - 74	75 - 79	80 - 84	85+
58 3 UC *																							
60 4 UC *																							
61 5 UC *				0.3	0.3	0.3	0.3	0.6	0.9	1.2	1.2	1.3	1.6	1.7	2.0	2.3	2.3	2.1	1.9	1.9	1.9	1.9	1.9
66 1 UC *				0.4	0.4	0.4	0.4	0.7	0.9	1.2	1.3	1.4	1.6	1.7	2.1	2.3	2.3	2.1	1.9	1.9	1.9	1.9	1.9
67 1 UC *				0.4	0.4	0.4	0.4	0.7	1.2	1.5	1.6	1.8	2.0	2.2	2.7	3.0	3.0	2.7	2.4	2.4	2.4	2.4	2.4
68 1 UC				0.4	0.4	0.4	0.4	0.8	0.9	1.2	1.2	1.3	1.6	1.7	2.0	2.2	2.3	2.1	1.8	1.8	1.8	1.8	1.9
69 1 UC				0.4	0.4	0.4	0.4	0.8	0.9	1.1	1.2	1.3	1.5	1.7	2.0	2.2	2.3	2.1	1.8	1.8	1.8	1.8	1.9
70 1 UC				0.4	0.4	0.4	0.4	0.8	0.9	1.2	1.3	1.4	1.7	1.8	2.2	2.4	2.4	2.2	2.0	2.0	2.0	2.0	2.0
70 1 UC *				0.4	0.4	0.4	0.4	0.8	1.0	1.3	1.4	1.6	1.9	2.2	2.6	3.3	3.3	2.6	2.3	2.3	2.3	2.3	2.3
71 1 UC				0.5	0.5	0.5	0.5	0.8	0.9	1.2	1.3	1.4	1.6	1.7	2.1	2.3	2.4	2.1	1.9	1.9	1.9	1.9	1.9
71 1 UC *				0.4	0.4	0.4	0.4	0.8	1.2	1.5	1.7	1.8	2.1	2.2	2.6	2.3	2.4	2.9	2.6	2.6	2.6	2.6	2.6
72 1 UC				0.5	0.5	0.5	0.5	0.8	0.9	1.2	1.3	1.4	1.6	1.8	2.1	2.3	2.4	2.2	1.9	1.9	1.9	1.9	1.9
72 1 UC *				0.4	0.4	0.4	0.4	0.8	1.3	1.7	1.8	1.8	2.1	2.2	2.7	2.9	3.0	2.6	2.3	2.3	2.3	2.3	2.3
73 1 UC				0.5	0.5	0.5	0.5	0.8	1.0	1.4	1.4	1.6	1.8	2.0	2.4	2.6	2.7	2.4	2.2	2.2	2.2	2.2	2.2
73 1 UC *				0.4	0.4	0.4	0.4	0.8	1.1	1.4	1.5	1.9	2.2	2.4	2.8	2.8	2.9	3.3	3.0	3.0	3.0	3.0	3.0
74 1 UC				0.5	0.5	0.5	0.5	0.9	1.0	1.3	1.4	1.4	1.7	2.4	2.9	3.0	3.0	3.1	2.8	2.8	2.8	2.8	2.8
75 1 UC				0.5	0.5	0.5	0.5	0.9	1.2	1.5	1.6	1.7	2.0	2.2	2.6	2.9	3.0	2.7	2.4	2.4	2.4	2.4	2.4
76 1 UC *				0.9	0.9	0.9	0.9	1.6	1.3	1.7	1.8	2.0	2.3	2.5	3.0	3.4	3.4	3.1	2.8	2.8	2.8	2.8	2.8
77 1 UC *				0.9	0.9	0.9	0.9	1.7	1.3	1.7	1.8	2.0	2.3	2.5	3.0	3.4	3.4	3.1	2.8	2.8	2.8	2.8	2.8
78 1 UC *				0.9	0.9	0.9	0.9	1.6	1.4	1.8	1.9	2.1	2.4	2.6	3.2	3.5	3.6	3.2	2.9	2.9	2.9	2.9	2.9
79 1 UC *				0.9	0.9	0.9	0.9	1.7	1.4	1.8	1.9	2.1	2.4	2.6	3.1	3.5	3.5	3.2	2.9	2.9	2.9	2.9	2.9
80 1 UC *				0.6	0.8	1.1	1.3	1.6	2.4	2.8	2.9	2.9	2.9	2.9	2.8	2.6	2.2	1.7	1.3	0.9	0.6	0.4	0.3
81 1 UC *				0.6	0.8	1.1	1.2	1.6	2.5	2.9	2.9	3.0	3.0	2.9	2.9	2.7	2.3	1.8	1.3	1.0	0.7	0.5	0.4
82 1 UC *				0.6	0.7	1.0	1.2	1.5	2.7	3.1	3.2	3.2	3.2	3.2	3.1	2.9	2.5	1.9	1.4	1.0	0.7	0.5	0.4
83 1 UC *				0.6	0.8	1.1	1.3	1.6	2.4	2.8	2.9	2.9	2.9	2.9	2.8	2.6	2.2	1.7	1.3	0.9	0.6	0.4	0.3
83 11 UC		0.2	0.4	0.2																			
84 1 UC *				0.6	0.8	1.1	1.3	1.6	2.4	2.7	2.8	2.8	2.8	2.9	2.8	2.3	2.0	3.3	2.5	1.8	1.2	0.8	0.7
85 1 UC *				0.6	0.8	1.1	1.3	1.6	2.5	2.9	3.0	3.1	3.1	3.0	3.0	2.7	2.3	1.8	1.4	1.0	0.7	0.5	0.4
86 1 UC *				0.6	0.8	1.1	1.3	1.7	2.3	2.7	2.8	2.8	2.8	2.8	2.7	2.5	2.2	1.7	1.3	0.9	0.6	0.4	0.3
87 1 UC *				0.6	0.8	1.1	1.3	1.6	2.6	3.0	3.1	3.1	3.1	3.1	3.0	2.8	2.4	1.9	1.4	1.0	0.7	0.5	0.4
88 1 UC *				0.6	0.8	1.1	1.3	1.6	2.4	2.8	2.8	2.9	2.9	2.9	2.8	2.6	2.2	1.7	1.3	0.9	0.6	0.4	0.3
89 1 UC *				0.6	0.8	1.1	1.3	1.6	2.5	2.9	2.9	3.0	3.0	3.0	2.9	2.7	2.3	1.8	1.3	1.0	0.7	0.5	0.4
90 1 UC *				0.5	0.7	1.2	1.5	1.7	4.5	4.7	4.5	4.2	3.9	3.5	3.1	2.5	2.0	1.4	1.2	0.9	0.7	0.4	0.1
91 1 UC *				0.5	0.7	1.1	1.4	1.7	4.3	4.5	4.3	4.1	3.8	3.4	3.0	2.4	2.0	1.3	1.1	0.8	0.7	0.3	0.1
92 1 UC *				0.5	0.8	1.2	1.5	1.7	4.1	4.3	4.1	3.9	3.6	3.2	2.8	2.3	1.9	1.3	1.1	0.8	0.6	0.3	0.1
93 1 UC *				0.5	0.8	1.2	1.5	1.7	4.2	4.4	4.2	4.0	3.7	3.3	2.9	2.4	1.9	1.3	1.1	0.8	0.6	0.3	0.1
94 1 UC *				0.5	0.8	1.2	1.5	1.7	4.5	4.8	4.5	4.3	3.9	3.6	3.1	2.5	2.1	1.4	1.2	0.9	0.7	0.4	0.1
95 1 UC *				0.5	0.7	1.2	1.5	1.7	4.7	4.9	4.6	4.4	4.0	3.6	3.2	2.6	2.1	1.4	1.2	0.9	0.7	0.4	0.1

Annex B Cigarettes per person per day – individual surveys. Netherlands, males

Product Source Year	Age group 12	13	14	15	16	17	18	19	20	21-24	25-29	30-34	35-39	40-44	45-49	50-54	55-59	60-64	65-69	70-74	75-79	80-84	85+
58 1 TC				1.1	1.9	2.8	3.6	4.0	4.6	13.8	14.4	15.3	15.2	15.2	14.6	13.7	12.3	10.6	9.1	7.3	5.4	3.8	3.1
60 19 UC														13.1	12.0	9.1	8.9						
65 14 UC	0.4	0.4	0.9	1.8	2.5	3.0	3.8	3.6	4.2														
72 8 TC				2.6	4.5	6.5	8.6	9.4	10.9	12.8	13.4	14.2	14.1	14.1	13.5	12.7	11.4	9.8	8.5	6.8	5.0	3.5	2.9
79 5 TC				2.3	3.9	5.7	7.5	8.2	9.9	11.7	15.3	16.3	16.1	16.1	15.4	15.5	14.0	12.0	9.6	7.7	5.7	4.0	3.3
79 10 MC				1.5	2.5	3.7	4.9	5.3	6.1	7.2	7.6	8.0	8.0	8.0	7.6	7.2	6.5	5.6	4.8	3.8	2.8	2.0	1.6
81 5 TC *				2.5	4.2	6.2	8.1	8.9	10.3	12.1	12.6	13.4	13.3	13.3	12.7	12.0	10.8	9.3	8.0	6.4	4.8	3.3	2.7
81 6 UC *				1.9	3.3	4.8	6.3	6.9	7.8	9.2	11.1	11.8											
81 13 UC	0.4	1.0	1.9																				
83 9 TC				1.8	3.0	4.5	5.9	7.8	9.1	10.0													
83 15 UC	0.4	0.8	1.4	1.9	3.2	2.8	3.7	4.0															
89 25 TC				1.2	3.4	5.0	6.6	7.2	8.3	9.8	10.3	10.9	10.8	10.8	10.4	9.7	8.8	7.6	6.5	5.2	3.9	2.7	2.2
90 25 TC				1.4	3.3	4.9	6.4	7.0	8.1	9.6	10.0	10.6	10.5	10.5	10.1	9.5	8.6	7.4	6.3	5.1	3.8	2.7	2.1
91 25 TC				1.4	3.5	5.2	6.8	7.5	8.6	10.2	10.6	11.3	11.2	11.2	10.7	10.1	9.1	7.8	6.7	5.4	4.0	2.8	2.3
92 25 TC				1.4	3.2	4.7	6.2	6.8	7.9	9.3	9.7	10.3	10.2	10.2	9.8	9.2	8.3	7.1	6.1	4.9	3.6	2.6	2.1
93 25 TC				1.2	2.9	4.2	5.5	6.0	7.0	8.2	8.6	9.1	9.0	9.0	8.6	8.1	7.3	6.3	5.4	4.3	3.2	2.3	1.8
94 25 TC				1.3	2.9	4.2	5.5	6.0	7.0	8.2	8.6	9.1	9.1	9.1	8.7	8.2	7.4	6.3	5.4	4.3	3.2	2.3	1.8
95 25 TC				1.3	3.0	4.4	5.8	6.3	7.4	8.7	9.1	9.6	9.5	9.5	9.1	8.6	7.7	6.7	5.7	4.6	3.4	2.4	1.9

Annex B Cigarettes per person per day – individual surveys. Netherlands, females

Product Source Year	Age group 12	13	14	15	16	17	18	19	20	21-24	25-29	30-34	35-39	40-44	45-49	50-54	55-59	60-64	65-69	70-74	75-79	80-84	85+
58 1 TC				0.7	1.2	1.9	2.4	2.8	3.0	4.5	4.3	4.1	3.7	3.4	3.0	2.4	2.0	1.3	1.1	0.8	0.7	0.3	0.1
60 19 UC																							
65 14 UC																							
72 8 TC				1.9	3.0	4.7	5.9	6.9	7.4	7.7	7.3	7.0	6.4	5.8	5.1	4.1	3.4	2.3	1.9	1.4	1.1	0.6	0.1
79 5 TC				2.9	4.8	7.4	9.2	10.8	12.4	13.0	12.2	11.6	10.4	9.3	8.2	8.0	6.6	4.5	3.1	2.3	1.9	1.0	0.2
79 10 MC				2.7	4.4	6.8	8.5	10.0	10.7	11.2	10.7	10.2	9.3	8.4	7.4	6.0	4.9	3.3	2.8	2.1	1.6	0.9	0.2
81 5 TC *				2.8	3.5	4.9	5.7	7.3	7.3	8.5	8.7	8.9	8.9	8.8	8.5	7.9	6.8	5.3	4.0	2.8	2.0	1.3	1.1
81 6 UC *				2.7	3.5	4.9	5.6	7.1	9.8	11.3	8.2	8.4											
81 13 UC	0.1	1.1	2.9																				
83 9 TC				3.1	3.9	4.4	5.1	7.8	7.9	9.6													
83 15 UC	0.3	0.8	2.1	2.5	3.2	2.8	3.2	4.1															
89 25 TC				1.2	3.2	4.5	5.2	6.6	6.7	7.7	7.9	8.1	8.1	8.0	7.8	7.2	6.2	4.8	3.6	2.6	1.8	1.2	1.0
90 25 TC				1.4	3.4	4.7	5.5	6.9	7.0	8.1	8.3	8.5	8.5	8.4	8.2	7.6	6.5	5.1	3.8	2.7	1.9	1.3	1.0
91 25 TC				1.4	3.5	4.8	5.6	7.1	7.2	8.3	8.5	8.7	8.7	8.6	8.4	7.7	6.6	5.2	3.9	2.8	1.9	1.3	1.0
92 25 TC				1.4	3.2	4.5	5.2	6.6	6.7	7.7	7.9	8.1	8.1	8.0	7.8	7.2	6.2	4.8	3.6	2.6	1.8	1.2	1.0
93 25 TC				1.2	3.0	4.2	4.8	6.1	6.2	7.2	7.3	7.5	7.5	7.4	7.2	6.7	5.7	4.5	3.3	2.4	1.7	1.1	0.9
94 25 TC				1.3	3.2	4.4	5.1	6.5	6.6	7.6	7.8	8.0	8.0	7.8	7.7	7.1	6.1	4.7	3.5	2.5	1.8	1.2	0.9
95 25 TC				1.3	3.0	4.2	4.9	6.2	6.2	7.2	7.4	7.6	7.6	7.5	7.3	6.7	5.8	4.5	3.4	2.4	1.7	1.1	0.9

Annex B Cigarettes per person per day – individual surveys. New Zealand, males

Product Source Year	Age group																					
	12	13	14	15	16	17	18	19	20	21 - 24	25 - 29	30 - 34	35 - 39	40 - 44	45 - 49	50 - 54	55 - 59	60 - 64	65 - 69	70 - 74	75 - 79	80 - 84	85+
60 7 UC	0.1	0.2	0.4	0.6	1.0	1.4	1.8	2.0															
64 11 UC																							
64 12 A				1.6	2.6	3.9	5.1	5.6	14.1	16.6	17.4	18.4	18.3	18.3	17.5	16.5	14.9	12.8	11.0	8.8	6.5	4.6	3.7
69 6 UC *		0.5	1.2	1.4	0.6	0.9	1.2	1.3															
74 3 UC																							
75 13 UC	0.3	0.5	0.9	1.2	2.0	2.9	3.9	4.2															
76 1 UC				2.5	4.2	6.1	8.1	8.8	8.9	10.5	11.0	12.0	12.2	12.4	13.0	12.4	15.4	9.3	7.6	6.1	4.8	3.4	2.7
81 1 UC				2.3	3.8	5.6	7.4	8.1	8.7	10.3	10.1	10.4	11.2	11.2	11.3	11.3	10.4	8.6	6.8	5.4	4.2	3.0	2.4
82 10 UC *				1.5	2.6	3.8	5.0	5.5	6.4	7.5	7.9	8.3	8.3	8.3	7.9	7.5	6.7	5.8	5.0	4.0	3.0	2.1	1.7
87 17 UC				1.5																			
89 13 UC	0.2	0.3	0.6	0.9	1.5	2.1	2.8	3.1															
90 19 UC							5.9																

Annex B Cigarettes per person per day – individual surveys. New Zealand, females

Product Source Year	Age group																					
	12	13	14	15	16	17	18	19	20	21 - 24	25 - 29	30 - 34	35 - 39	40 - 44	45 - 49	50 - 54	55 - 59	60 - 64	65 - 69	70 - 74	75 - 79	80 - 84	85+
60 7 UC	0.0	0.1	0.1	0.2	0.3	0.4	0.5	0.6															
64 11 UC				3.8	4.8	6.7	7.8	9.9	10.0	11.6	11.8	12.1	12.1	11.9	11.6	10.8	9.2	7.2	5.4	3.9	2.7	1.8	1.4
64 12 A				2.1	2.7	3.8	4.4	5.6	6.7	7.8	8.0	8.2	8.2	8.0	7.8	7.3	6.2	4.9	3.6	0.0	0.0	0.0	0.0
69 6 UC *		0.6	1.4	0.8	0.6	0.9	1.0	1.3															
74 3 UC				1.9	2.4	3.3	3.9	4.9	4.9	5.7	5.9	6.0	6.0	5.9	5.8	5.3	4.6	3.6	2.7	1.9	1.3	0.9	0.7
75 13 UC	0.1	0.2	0.6	0.9	1.1	1.6	1.8	2.3															
76 1 UC				3.1	3.9	5.5	6.3	8.1	7.2	8.3	8.1	8.2	7.8	7.9	7.9	7.1	5.9	4.8	3.4	2.3	1.4	0.9	0.7
81 1 UC				2.3	3.7	5.7	7.1	8.4	8.6	9.0	8.0	7.7	8.0	7.5	7.4	7.1	6.0	5.0	3.8	2.6	1.8	0.9	0.2
82 10 UC *				1.9	3.0	4.7	5.9	6.9	7.4	7.7	7.3	7.0	6.4	5.8	5.1	4.1	3.4	2.3	1.9	1.4	1.1	0.6	0.1
87 17 UC				2.4																			
89 13 UC	0.1	0.1	0.4	0.5	0.9	1.4	1.7	2.0															
90 19 UC							5.2																

Product Source Year	Age group 12	13	14	15	16	17	18	19	20	21-24	25-29	30-34	35-39	40-44	45-49	50-54	55-59	60-64	65-69	70-74	75-79	80-84	85+
54 2 A				2.0	3.4	4.9	6.5	7.1	8.2	9.7	10.1	10.7	10.6	10.6	10.2	9.6	8.7	7.4	6.4	5.1	3.8	2.7	2.2
57 5 UC		0.2	0.5	1.2	2.4	4.4	5.0	5.2															
62 11 TC															9.0	8.5	7.2	5.2					
73 4 TC				1.1	2.5	3.6	4.8	5.2	6.0	7.1	8.3	8.8	8.7	8.7	8.7	8.2	7.0	6.1	4.1	3.2	1.3	0.9	0.7
74 4 TC				1.1	2.7	3.9	5.2	5.7	6.6	7.8	9.0	9.6	8.6	8.6	10.6	10.0	8.1	7.0	5.3	4.3	1.3	0.9	0.8
75 4 TC				1.2	2.3	3.3	4.4	4.8	5.5	6.5	8.5	9.0	9.0	9.0	9.6	9.1	8.6	7.4	6.0	4.8	1.4	1.0	0.8
75 7 UC	0.1	0.4	1.1	2.0																			
76 4 TC				1.2	2.8	4.1	5.4	5.9	6.8	8.0	8.6	9.1	8.4	8.4	9.0	8.4	6.7	5.7	4.9	3.9	1.4	1.0	0.8
77 4 TC				1.2	2.4	3.6	4.7	5.1	5.9	7.0	8.5	9.0	10.0	10.0	9.0	8.5	7.6	6.6	5.1	4.1	1.5	1.0	0.8
78 4 TC				1.2	2.3	3.3	4.4	4.8	5.5	6.5	9.3	9.9	8.3	8.3	7.0	6.6	6.8	5.8	6.0	4.8	1.4	1.0	0.8
79 4 TC				1.2	2.4	3.5	4.6	5.0	5.8	6.8	8.8	9.3	8.6	8.6	8.7	8.2	7.2	6.2	5.2	4.2	1.5	1.0	0.8
79 14 UC		0.5																					
80 4 TC				1.4	2.5	3.7	4.8	5.3	6.1	7.2	8.4	8.9	7.5	7.5	10.2	9.6	8.5	7.3	6.7	5.3	1.7	1.2	0.9
81 4 TC				1.3	2.3	3.4	4.5	4.9	5.7	6.7	8.4	8.9	9.8	9.8	8.7	8.2	6.6	5.7	6.2	4.9	1.6	1.1	0.9
82 4 TC				1.2	2.3	3.3	4.4	4.8	5.6	6.6	6.9	7.3	8.5	8.5	6.8	6.4	8.2	7.0	5.8	4.6	1.5	1.0	0.8
83 4 TC				1.2	2.2	3.2	4.3	4.7	5.4	6.4	7.5	7.9	9.5	9.5	8.3	7.8	10.2	8.8	6.0	4.8	1.5	1.0	0.8
84 4 TC				1.2	2.3	3.4	4.5	4.9	5.6	6.7	6.9	7.3	9.1	9.1	8.1	7.6	7.5	6.4	7.0	5.6	1.4	1.0	0.8
85 4 TC				1.2	2.8	4.1	5.3	5.8	6.8	8.0	8.3	8.8	8.7	8.7	8.4	7.9	7.1	6.1	5.3	4.2	1.4	1.0	0.8
86 4 TC				1.2	2.7	4.0	5.3	5.7	6.7	7.9	8.2	8.7	8.6	8.6	8.3	7.8	7.0	6.0	5.2	4.1	1.5	1.0	0.8
86 16 UC							6.0	6.5	7.5	8.9													
87 4 TC				1.2	2.7	3.9	5.2	5.6	6.5	7.7	8.1	8.5	8.5	8.5	8.1	7.6	6.9	5.9	5.1	4.1	1.5	1.0	0.8
87 17 UC								6.5	7.5	8.9													
88 4 TC				1.1	2.7	3.9	5.2	5.7	6.6	7.7	8.1	8.6	8.5	8.5	8.1	7.7	6.9	5.9	5.1	4.1	1.3	0.9	0.8
89 4 TC				1.2	2.6	3.8	5.0	5.4	6.3	7.4	7.7	8.2	8.1	8.1	7.8	7.3	6.6	5.7	4.9	3.9	1.5	1.0	0.8
89 18 UC								7.3	8.4														
90 4 TC				1.3	2.5	3.7	4.9	5.4	6.2	7.3	7.6	8.1	8.0	8.0	7.7	7.3	6.5	5.6	4.8	3.9	1.5	1.1	0.9
91 4 TC				1.3	2.5	3.7	4.8	5.3	6.1	7.2	7.5	8.0	7.9	7.9	7.6	7.2	6.4	5.5	4.8	3.8	1.5	1.1	0.9
92 4 TC				1.2	2.4	3.6	4.7	5.1	5.9	7.0	7.3	7.7	7.7	7.7	7.4	6.9	6.2	5.4	4.6	3.7	1.4	1.0	0.8
92 20 UC				1.4																			
93 4 TC				1.1	2.5	3.6	4.7	5.2	6.0	7.1	7.4	7.8	7.7	7.7	7.4	7.0	6.3	5.4	4.7	3.7	1.4	1.0	0.8
94 4 TC				1.3	2.4	3.4	4.5	4.9	5.7	6.8	7.1	7.5	7.4	7.4	7.1	6.7	6.0	5.2	4.5	3.6	1.5	1.1	0.9
95 4 TC				1.3	2.3	3.3	4.4	4.8	5.6	6.6	6.9	7.3	7.2	7.2	6.9	6.5	5.9	5.1	4.3	3.5	1.5	1.1	0.9
95 21 UC				1.5	2.6																		

	Age group																					
Product Source Year	12	13	14	15	16	17	18	19	20	21 - 24	25 - 29	30 - 34	35 - 39	40 - 44	45 - 49	50 - 54	55 - 59	60 - 64	65 - 69	70 - 74	75 - 79	80 - 84	85+
54 2 A																							
57 5 UC		0.0	0.0	0.2	0.4	0.9	1.4	1.3															
62 11 TC																							
73 4 TC				0.8	1.9	3.0	3.7	4.4	4.7	4.9	5.2	4.9	4.6	4.1	3.9	3.1	2.5	1.7	1.3	1.0	0.8	0.4	0.1
74 4 TC				0.9	2.3	3.5	4.4	5.2	5.5	5.8	5.0	4.7	5.2	4.7	4.7	3.8	2.5	1.7	0.9	0.7	0.8	0.4	0.1
75 4 TC				1.0	2.1	3.3	4.1	4.8	5.2	5.4	6.0	5.7	5.2	4.6	5.2	4.2	4.0	2.7	0.7	0.5	0.9	0.4	0.1
75 7 UC	0.1	0.4	1.1	2.3																			
76 4 TC				0.9	2.1	3.3	4.1	4.8	5.2	5.4	4.9	4.7	5.0	4.5	5.4	4.3	3.2	2.2	1.3	1.0	0.8	0.4	0.1
77 4 TC				1.0	2.1	3.2	4.0	4.7	5.0	5.2	6.0	5.8	5.0	4.5	4.8	3.9	2.9	2.0	1.7	1.2	0.9	0.5	0.1
78 4 TC				1.0	2.1	3.2	4.0	4.7	5.0	5.2	5.9	5.6	5.3	4.8	5.5	4.4	2.8	1.9	1.8	1.3	0.9	0.5	0.1
79 4 TC				1.0	2.2	3.4	4.3	5.0	5.4	5.6	5.4	5.1	6.4	5.8	4.5	3.6	4.0	2.8	1.7	1.2	0.9	0.5	0.1
79 14 UC		0.2																					
80 4 TC				1.1	2.4	3.4	3.9	4.9	5.0	5.7	6.7	6.9	6.2	6.1	5.1	4.7	3.3	2.5	1.9	1.4	0.9	0.6	0.5
81 4 TC				1.0	2.6	3.6	4.2	5.4	5.4	6.2	5.3	5.4	5.7	5.6	6.0	5.6	4.1	3.2	1.4	1.0	0.8	0.6	0.4
82 4 TC				1.0	2.3	3.2	3.7	4.8	4.8	5.6	6.6	6.7	5.8	5.7	4.3	4.0	3.6	2.8	2.0	1.4	0.8	0.5	0.4
83 4 TC				1.0	2.1	2.9	3.3	4.2	4.3	4.9	6.3	6.4	5.5	5.4	5.1	4.7	3.7	2.9	1.3	0.9	0.8	0.5	0.4
84 4 TC				0.9	1.9	2.7	3.2	4.0	4.1	4.7	6.2	6.3	5.8	5.7	5.8	5.3	4.1	3.2	1.6	1.1	0.7	0.5	0.4
85 4 TC				0.9	2.2	3.1	3.6	4.6	4.6	5.3	5.5	5.6	5.6	5.5	5.4	5.0	4.3	3.3	2.5	1.8	0.7	0.5	0.4
86 4 TC				1.0	2.4	3.3	3.9	4.9	5.0	5.7	5.9	6.0	6.0	5.9	5.8	5.3	4.6	3.6	2.7	1.9	0.8	0.5	0.4
86 16 UC																							
87 4 TC				1.0	2.4	3.4	4.0	5.0	5.1	5.9	6.0	6.2	6.2	6.1	5.9	5.5	4.7	3.7	2.7	2.0	0.8	0.5	0.4
87 17 UC																							
88 4 TC				0.9	2.3	3.2	3.7	4.7	4.7	5.5	5.6	5.7	5.7	5.7	5.5	5.1	4.4	3.4	2.6	1.8	0.7	0.5	0.4
89 4 TC				1.0	2.4	3.4	3.9	5.0	5.0	5.8	5.9	6.1	6.1	6.0	5.8	5.4	4.6	3.6	2.7	1.9	0.8	0.5	0.4
89 18 UC																							
90 4 TC				1.0	2.5	3.5	4.0	5.1	5.1	5.9	6.1	6.2	6.2	6.1	6.0	5.5	4.8	3.7	2.8	2.0	0.8	0.5	0.4
91 4 TC				1.0	2.5	3.6	4.1	5.2	5.3	6.1	6.3	6.4	6.4	6.3	6.2	5.7	4.9	3.8	2.8	2.0	0.8	0.6	0.4
92 4 TC				1.0	2.3	3.2	3.7	4.7	4.7	5.4	5.6	5.7	5.7	5.6	5.5	5.1	4.4	3.4	2.5	1.8	0.8	0.5	0.4
92 20 UC				2.2																			
93 4 TC				0.9	2.4	3.3	3.8	4.9	4.9	5.7	5.8	6.0	6.0	5.9	5.7	5.3	4.5	3.5	2.6	1.9	0.7	0.5	0.4
94 4 TC				1.0	2.2	3.1	3.6	4.6	4.6	5.4	5.5	5.6	5.6	5.5	5.4	5.0	4.3	3.4	2.5	1.8	0.8	0.5	0.4
95 4 TC				1.0	2.3	3.2	3.7	4.7	4.7	5.5	5.6	5.7	5.7	5.6	5.5	5.1	4.4	3.4	2.5	1.8	0.8	0.6	0.4
95 21 UC				1.6	2.0																		

Annex B Cigarettes per person per day – individual surveys. Poland, males

Product Source Year	Age group 12	13	14	15	16	17	18	19	20	21-24	25-29	30-34	35-39	40-44	45-49	50-54	55-59	60-64	65-69	70-74	75-79	80-84	85+
57 2 A				1.6	2.7	3.9	5.2	5.7	11.3	13.3	13.9	14.7	14.6	14.6	14.0	13.2	11.9	10.2	8.8	7.0	5.2	3.7	3.0
68 3 A				1.1	1.9	2.8	3.7	10.7	12.4	14.6	15.2	16.2	16.0	16.0	15.4	14.5	13.0	11.2	9.6	2.9	2.2	1.5	1.2
73 3 A				3.2	5.4	7.9	10.4	11.4	13.2	15.6	16.3	17.2	17.1	17.1	16.4	15.4	13.9	12.0	10.3	8.2	6.1	4.3	3.5
75 6 UC				1.7	5.8	8.5	11.2	12.3	14.2	16.7	17.5	18.5	18.4	18.4	17.6	16.6	14.9	12.9	11.1	8.8	6.6	4.6	3.7
76 8 UC				1.1	5.9	8.7	11.4	12.5	14.4	17.0	16.8	17.9	17.7	17.6	16.8	15.8	14.3	17.3	14.9	11.9	8.9	6.3	5.0
84 14 UC *				2.8	4.8	7.0	9.2	10.1	11.7	13.7	14.4	15.2	15.1	15.1	14.5	13.6	12.3	10.6	9.1	7.2	5.4	3.8	3.1
84 15 UC *				2.8	4.8	7.1	9.3	10.2	11.8	13.9	14.5	15.4	15.2	15.2	14.6	13.8	12.4	10.7	9.2	7.3	5.5	3.8	3.1
85 1 UC				1.7	2.8	4.1	5.5	6.0	11.4	13.5	15.0	17.7	15.0	16.6	15.9	14.8	13.3	14.9	12.9	10.3	7.6	5.4	4.3
85 9 UC			1.2																				
86 8 UC				1.4	4.0	5.8	7.7	8.4	9.7	11.5	17.9	18.9	18.8	18.5	17.8	16.7	15.0	15.1	13.0	10.4	7.7	5.4	4.4
90 8 UC				1.5	4.0	5.9	7.7	8.4	9.8	11.5	21.1	22.3	22.2	16.6	15.9	15.0	13.5	10.8	9.3	7.4	5.5	3.9	3.1
95 7 UC				2.2	3.7																		

Annex B Cigarettes per person per day – individual surveys. Poland, females

Product Source Year	Age group 12	13	14	15	16	17	18	19	20	21-24	25-29	30-34	35-39	40-44	45-49	50-54	55-59	60-64	65-69	70-74	75-79	80-84	85+
57 2 A				0.3	0.4	0.7	0.8	1.0	1.2	1.3	1.2	1.2	1.1	1.0	0.9	0.7	0.6	0.4	0.3	0.2	0.2	0.1	0.0
68 3 A				0.3	0.5	0.7	0.9	4.8	5.1	5.4	5.1	4.8	4.4	4.0	3.5	2.8	2.3	1.6	1.3	0.8	0.6	0.3	0.1
73 3 A				1.8	2.9	4.5	5.7	6.7	7.1	7.5	7.1	6.8	6.2	5.6	4.9	4.0	3.3	2.2	1.8	1.4	1.1	0.6	0.1
75 6 UC				0.8	2.0	3.0	3.8	4.5	4.8	5.0	4.7	4.5	4.1	3.7	3.3	2.7	2.2	1.5	1.2	0.9	0.7	0.4	0.1
76 8 UC				0.5	2.7	4.2	5.3	6.2	6.6	6.9	6.0	5.7	5.2	4.6	4.0	3.3	2.7	1.4	1.1	0.8	0.7	0.3	0.1
84 14 UC *				0.4	0.7	1.2	1.6	1.8	1.9	2.2	2.5	2.8	2.7	2.6	2.1	1.8	1.3	1.0	0.7	0.5	0.3	0.2	0.2
84 15 UC *				1.1	1.9	3.3	4.4	5.2	5.4	6.3	7.0	7.9	7.6	7.3	6.0	4.9	3.6	2.8	2.1	1.4	0.9	0.6	0.6
85 1 UC				0.5	0.8	1.4	1.9	2.2	4.4	5.1	7.6	9.5	7.0	8.0	6.6	3.9	2.8	3.3	2.5	1.7	1.0	0.7	0.7
85 9 UC			0.5																				
86 8 UC				0.7	2.0	3.4	4.6	5.4	5.6	6.5	7.2	8.1	7.9	6.7	5.6	4.6	3.3	1.1	0.8	0.5	0.3	0.2	0.2
90 8 UC				0.7	1.3	2.2	2.9	3.4	3.6	4.2	8.4	9.5	9.2	6.8	5.6	4.6	3.3	2.3	1.7	1.2	0.7	0.5	0.5
95 7 UC				0.9	1.5																		

Annex B Cigarettes per person per day – individual surveys. Portugal, males

Product Source Year	Age group 12	13	14	15	16	17	18	19	20	21-24	25-29	30-34	35-39	40-44	45-49	50-54	55-59	60-64	65-69	70-74	75-79	80-84	85+
87 7 UC				1.5	2.5	3.7	4.8	5.3	11.2	13.2	13.8	14.6	14.5	11.3	10.8	10.2	9.2	6.7	5.7	4.6	3.4	2.4	1.9
95 7 UC	0.0	0.0	0.0	1.0	1.8	2.6	5.0	5.5	8.9	10.5	14.6	15.5	14.6	14.6	11.7	11.0	7.2	6.2	4.6	3.7	2.3	1.6	1.3
95 11 UC				1.3	2.1																		
95 13 UC *				1.4	2.3	3.3	6.2	6.8	7.9	9.3	9.7	10.3	10.2	10.2	9.8	9.2	8.3	7.2	6.2	4.9	3.7	5.0	4.0

Annex B Cigarettes per person per day – individual surveys. Portugal, females

Product Source Year	Age group 12	13	14	15	16	17	18	19	20	21-24	25-29	30-34	35-39	40-44	45-49	50-54	55-59	60-64	65-69	70-74	75-79	80-84	85+
87 7 UC				0.3	0.5	0.8	1.0	1.2	2.6	2.7	2.5	2.4	2.2	0.9	0.8	0.7	0.5	0.1	0.1	0.1	0.1	0.0	0.0
95 7 UC	0.0	0.0	0.0	0.3	0.4	0.7	1.5	1.8	2.9	3.0	3.7	3.5	2.7	2.4	1.0	0.8	0.4	0.2	0.2	0.1	0.2	0.1	0.0
95 11 UC				1.1	1.7																		
95 13 UC *				0.9	1.5	2.3	3.8	4.5	4.8	5.1	4.8	4.6	4.2	3.8	3.3	2.7	2.2	1.5	1.3	0.9	0.7	0.2	0.1

Annex B Cigarettes per person per day – individual surveys. Romania, males

Product Source Year	Age group 12	13	14	15	16	17	18	19	20	21-24	25-29	30-34	35-39	40-44	45-49	50-54	55-59	60-64	65-69	70-74	75-79	80-84	85+
70 4 UC				0.7	1.1	1.6	2.1	2.3	9.5	11.2	11.7	11.6	11.5	9.2	8.8	11.8	10.6	8.7	7.5	6.0	4.4	3.1	2.5

Annex B Cigarettes per person per day – individual surveys. Romania, females

Product Source Year	Age group 12	13	14	15	16	17	18	19	20	21-24	25-29	30-34	35-39	40-44	45-49	50-54	55-59	60-64	65-69	70-74	75-79	80-84	85+
70 4 UC				0.0	0.0	0.0	0.0	0.0	0.5	0.7	0.8	0.8	0.9	0.6	0.7	2.1	2.2	0.5	0.5	0.5	0.5	0.5	0.5

Annex B Cigarettes per person per day – individual surveys. Spain, males

Product Source Year	Age group 12	13	14	15	16	17	18	19	20	21-24	25-29	30-34	35-39	40-44	45-49	50-54	55-59	60-64	65-69	70-74	75-79	80-84	85+
68 4 UC				2.3	3.9	5.7	7.4	8.1	9.4	11.1	11.6	12.3	12.2	14.3	13.7	15.0	13.5	11.6	10.0	8.0	5.9	4.2	3.4
78 3 UC *			2.2	3.0	4.7	6.8	9.0	9.8	10.6	12.5	12.3	13.1	13.0	13.0	12.5	13.3	12.0	10.3	10.2	8.1	6.0	4.3	3.4
87 6 UC *				2.1	3.5	5.1	6.7	7.3	8.5	10.0	10.4	11.1	11.0	11.0	10.5	9.9	8.9	7.7	6.6	5.3	3.9	2.8	2.2
87 7 UC				3.0	5.0	7.3	9.6	10.5	12.2	14.4	15.0	15.9	15.8	15.8	15.1	14.2	12.8	11.0	9.5	7.6	5.6	4.0	3.2
89 11 UC				2.8	4.8	7.0	9.2	10.1	11.7	13.7	14.4	15.2	15.1	15.1	11.6	10.9	10.5	9.1	7.8	6.2	4.6	3.3	2.6
89 12 UC				2.2	3.8	5.5	7.2	7.9	9.2	10.8	11.3	12.0	11.9	11.9	9.8	9.2	7.2	6.2	5.3	4.2	3.2	2.2	1.8
90 19 UC				3.9	6.7	9.8	12.9	14.1	13.3	15.7	16.4	15.1	15.0	14.4	13.8	9.7	8.8	7.6	6.5	4.6	3.4	2.4	1.9
90 20 UC				2.5	4.8	7.1	9.3	10.1	11.8	13.9	14.5	15.3	15.2	15.2	14.6	13.7	12.4	10.6	9.2	7.3	5.4	3.8	3.1
92 21 UC			1.6	2.2	3.8	5.5	7.2	7.9	9.1	10.8	11.3	11.9	11.8	11.8	11.4	10.7	9.6	8.3	7.1	4.4	3.2	2.3	1.8
95 7 UC				2.6	3.6	5.2	6.8	7.5	8.7	10.2	10.7	11.3	11.2	11.2	10.8	10.1	9.1	7.8	6.7	5.4	4.0	2.8	2.3

Annex B Cigarettes per person per day – individual surveys. Spain, females

Product Source Year	Age group 12	13	14	15	16	17	18	19	20	21-24	25-29	30-34	35-39	40-44	45-49	50-54	55-59	60-64	65-69	70-74	75-79	80-84	85+
68 4 UC																							
78 3 UC *			0.3	0.5	3.0	4.7	5.8	6.8	5.8	6.1	2.3	2.2	2.0	1.8	1.6	0.7	0.6	0.4	0.5	0.4	0.3	0.2	0.0
87 6 UC *				3.1	5.0	7.8	9.7	11.4	12.2	12.8	12.1	11.6	10.6	9.5	8.4	6.8	5.6	3.8	3.2	2.3	1.9	1.0	0.2
87 7 UC				1.4	2.2	3.5	4.3	5.1	5.4	5.7	5.4	5.1	4.7	4.2	3.7	3.0	2.5	1.7	1.4	1.0	0.8	0.4	0.1
89 11 UC				1.1	1.8	2.8	3.5	4.1	4.4	4.6	4.4	4.2	3.9	3.5	0.2	0.1	0.6	0.4	0.3	0.3	0.2	0.1	0.0
89 12 UC				1.8	3.0	4.7	5.8	6.9	7.3	7.7	7.3	7.0	6.4	5.7	2.6	2.1	0.7	0.5	0.4	0.3	0.2	0.1	0.0
90 19 UC				2.5	4.0	6.2	7.8	9.1	6.9	7.2	6.8	4.2	3.8	2.1	1.9	0.5	0.4	0.1	0.1	0.2	0.1	0.1	0.0
90 20 UC				2.5	1.6	2.5	3.1	3.7	3.9	4.1	3.9	3.7	3.4	3.1	2.7	2.2	1.8	1.2	1.0	0.8	0.6	0.3	0.1
92 21 UC			1.2	1.8	3.0	4.6	5.7	6.7	7.2	7.5	7.2	6.8	6.3	5.6	5.0	4.0	3.3	2.2	1.9	0.2	0.1	0.1	0.0
95 7 UC				2.6	2.5	3.9	4.8	5.7	6.1	6.4	6.0	5.8	5.3	4.7	4.2	3.4	2.8	1.9	1.6	1.2	0.9	0.5	0.1

Annex B Cigarettes per person per day – individual surveys. Sweden, males

Product Source Year	Age group 12	13	14	15	16	17	18	19	20	21-24	25-29	30-34	35-39	40-44	45-49	50-54	55-59	60-64	65-69	70-74	75-79	80-84	85+
63 6 UC				0.9	1.5	2.2	4.3	4.7	5.5	6.5	7.9	8.4	6.8	6.8	6.6	4.6	4.2	3.6	3.1	1.9	1.4	1.0	0.8
67 5 UC				1.0	1.6	2.4	3.1	3.4	3.9	4.7	4.9	5.1	5.1	5.1	4.9	3.7	3.3	2.4	2.1	1.4	1.1	0.7	0.6
68 18 A	0.0																						
71 18 A				2.2																			
72 5 UC			1.1	1.5	2.5	3.7	4.8	5.3	6.1	6.5	6.7	5.9	5.8	5.2									
72 18 A					3.4																		
73 18 A						4.1																	
74 18 A							6.4																
77 18 A										6.5													
81 18 A											5.5												
83 14 UC				1.5	2.6	3.8	4.4	4.8	5.5	6.5	6.8	7.2	7.2	7.2	6.9	6.5	5.8	5.0	4.3	5.0	3.7	2.6	2.1
85 15 UC				1.4	1.2	1.8	2.3	2.5	2.9	3.5	5.7	6.0	7.5	7.5	7.2	6.8	4.3	3.7	3.2	2.5	3.3	2.3	1.9
85 16 UC *				1.5	2.5	3.7	4.9	5.3	6.2	7.3	7.6	8.1	8.0	8.0	7.7	7.2	6.5	5.6	4.8	3.8	2.9	2.0	1.6
85 16 A *				1.3	2.3	3.3	4.4	4.8	5.5	6.5	6.8	7.2	8.4	8.4	9.6	9.0	6.4	5.5	4.7	3.8	2.8	2.0	1.6
86 17 UC *				0.9	1.4	2.1	2.8	3.0	3.5	4.2	4.3	4.6	4.6	4.6	4.4	4.1	3.7	3.2	2.7	2.2	1.6	1.1	0.9
87 15 UC				1.3	1.4	2.0	2.7	2.9	3.4	4.0	6.8	7.2	6.8	6.8	6.5	6.2	5.6	4.8	4.1	3.3	3.2	2.2	1.8
90 16 A *				0.8	1.4	2.1	2.8	3.0	3.5	4.1	4.3	4.6	9.1	9.1	7.5	7.1	7.8	6.7	5.8	4.6	3.4	2.4	1.9
92 18 A													6.0										
95 16 A *				0.7	1.2	1.8	2.4	2.6	3.0	3.6	3.7	3.9	5.4	5.4	7.0	6.6	6.9	5.9	5.1	4.1	3.0	2.1	1.7
95 23 UC				1.4	2.3																		

Annex B Cigarettes per person per day – individual surveys. Sweden, females

Product Source Year	Age group 12	13	14	15	16	17	18	19	20	21-24	25-29	30-34	35-39	40-44	45-49	50-54	55-59	60-64	65-69	70-74	75-79	80-84	85+
63 6 UC				0.7	1.2	1.8	3.7	4.4	4.7	4.9	4.4	4.2	3.9	3.5	3.1	1.7	1.4	0.9	0.8	1.0	0.8	0.4	0.1
67 5 UC				1.1	1.8	2.8	3.5	4.1	4.4	4.6	4.4	4.2	3.8	3.5	3.1	2.1	1.7	0.9	0.7	0.2	0.2	0.1	0.0
68 18 A	0.2																						
71 18 A				4.0																			
72 5 UC			1.1	1.7	2.8	4.3	5.4	6.3	6.8	6.7	6.4	4.9	4.5	4.0									
72 18 A					6.1																		
73 18 A						7.6																	
74 18 A							9.4																
77 18 A										11.1													
81 18 A											9.1												
83 14 UC				2.9	3.7	5.2	3.5	4.4	4.5	5.1	5.3	5.4	5.4	5.3	5.2	4.8	4.1	3.2	2.4	0.9	0.6	0.4	0.3
85 15 UC				2.8	2.5	3.5	4.0	5.1	5.1	5.9	7.7	7.9	7.1	7.0	6.8	6.3	3.3	2.6	1.9	1.4	0.9	0.6	0.5
85 16 UC *				2.1	2.7	3.8	4.4	5.6	5.7	6.6	6.7	6.9	6.9	6.8	6.6	6.1	5.3	4.1	3.1	2.2	1.5	1.0	0.8
85 16 A *				2.4	3.1	4.3	4.9	6.3	6.3	7.3	7.5	7.7	7.1	7.0	7.9	7.3	5.1	4.0	3.0	2.1	1.5	1.0	0.8
86 17 UC *				1.3	1.7	2.3	2.7	3.4	3.4	4.0	4.1	4.2	4.2	4.1	4.0	3.7	3.2	2.5	1.8	1.3	0.9	0.6	0.5
87 15 UC				2.7	2.6	3.6	4.2	5.4	5.4	6.2	7.3	7.5	5.6	5.5	5.4	5.0	2.9	2.2	1.7	1.2	0.8	0.6	0.4
90 16 A *				1.7	2.2	3.1	3.6	4.5	4.6	5.3	5.4	5.5	6.5	6.4	6.5	6.0	5.9	4.6	3.4	2.4	1.7	1.2	0.9
92 18 A													6.4										
95 16 A *				1.5	1.9	2.7	3.1	4.0	4.0	4.7	4.8	4.9	6.5	6.4	5.6	5.2	4.8	3.8	2.8	2.0	1.4	1.0	0.8
95 23 UC				1.8	2.3																		

Annex B Cigarettes per person per day – individual surveys. Switzerland, males

Product Source Year	Age group																					
	12	13	14	15	16	17	18	19	20	21 - 24	25 - 29	30 - 34	35 - 39	40 - 44	45 - 49	50 - 54	55 - 59	60 - 64	65 - 69	70 - 74	75 - 79	80 - 84	85+
56 13 UC				1.0	1.7	2.5	3.3	3.6	4.2	4.9	5.1	5.4	5.4	5.4	5.2	4.9	4.4	3.8	3.2	2.6	1.9	1.4	1.1
56 13 A				2.5	4.3	6.3	8.3	9.1	10.5	12.4	12.9	13.7	13.6	13.6	13.0	12.3	11.0	9.5	8.2	6.5	4.9	3.4	2.8
71 3 UC								9.9	11.5														
71 6 UC *				4.3	5.7	8.3	10.9	12.0	13.9	16.3	17.1	18.1	18.0	18.0	17.2	16.2	14.6	12.6	10.8	8.6	6.4	4.5	3.6
71 14 UC																							
75 1 UC *				2.2	3.8	5.5	7.2	7.9	9.2	10.8	16.5	17.5	13.2	13.2	12.7	12.0	11.5	9.9	8.5	6.8	7.5	5.3	4.3
77 4 A				2.5	4.8	7.0	9.2	10.1	11.6	13.7	13.1	13.9	13.8	13.8	11.1	10.4	9.4	8.1	6.9	7.7	5.8	4.1	3.3
78 3 UC								7.8	9.0														
79 16 UC				3.8	6.4	9.4	12.3	13.5	11.1	13.1	13.7	14.5	13.1	13.1	12.5	9.9	8.9	7.6	11.8	9.4	7.0	4.9	4.0
80 4 A				2.5	5.8	8.4	11.1	12.1	14.0	16.5	11.2	11.8	11.7	11.7	11.9	11.2	10.1	8.7	7.5	7.8	5.8	4.1	3.3
81 1 UC *				2.9	4.9	7.1	9.4	10.2	11.9	14.0	15.3	16.3	12.2	12.2	11.7	11.0	7.6	6.5	5.6	4.5	5.2	3.7	3.0
82 7 UC				3.3	5.7	8.3	10.9	11.9	11.5	13.5	14.1	15.7	15.6	13.2	12.7	12.1	10.9	8.4	7.2	7.4	5.5	3.9	3.1
85 9 UC *				1.6	2.8	4.1	5.4	5.9	6.8	8.0	8.4	8.9	8.8	8.8	8.4	7.9	7.2	6.2	5.3	4.2	3.1	2.2	1.8
85 10 UC *				2.0	3.3	4.8	6.4	7.0	8.1	9.5	9.9	10.5	10.4	10.4	10.0	9.4	8.5	7.3	6.3	5.0	3.7	2.6	2.1

Annex B Cigarettes per person per day – individual surveys. Switzerland, females

Product Source Year	Age group																					
	12	13	14	15	16	17	18	19	20	21 - 24	25 - 29	30 - 34	35 - 39	40 - 44	45 - 49	50 - 54	55 - 59	60 - 64	65 - 69	70 - 74	75 - 79	80 - 84	85+
56 13 UC																							
56 13 A																							
71 3 UC								4.9	5.3														
71 6 UC *				2.2	3.9	6.0	7.5	8.8	9.4	9.9	9.4	8.9	8.2	7.4	6.5	5.3	4.3	2.9	2.4	1.8	1.4	0.8	0.2
71 14 UC				1.5	2.5	3.9	4.8	5.7	6.1														
75 1 UC *				2.8	4.6	7.2	9.0	10.5	11.3	11.8	8.7	8.3	6.1	5.5	4.9	3.9	4.3	2.9	2.4	1.8	1.1	0.6	0.1
77 4 A				1.2	3.0	4.7	5.8	6.9	7.4	7.7	7.1	6.8	6.2	5.6	3.5	2.8	2.3	1.6	1.3	1.7	1.3	0.7	0.2
78 3 UC								6.2	6.6														
79 16 UC				3.8	6.2	9.5	11.9	14.0	9.2	9.6	9.1	8.7	6.0	5.4	4.8	2.7	2.2	1.5	1.3	1.0	0.8	0.4	0.1
80 4 A				1.2	3.6	5.6	7.0	8.2	8.8	9.2	7.0	6.7	6.1	5.5	4.0	3.3	2.7	1.8	1.5	1.7	1.4	0.7	0.2
81 1 UC *				2.9	4.8	7.4	9.2	10.8	11.6	12.1	10.6	10.1	7.5	6.8	6.0	4.8	3.5	2.4	2.0	1.5	1.1	0.6	0.1
82 7 UC				2.7	4.3	6.7	8.4	9.9	8.7	9.1	8.6	7.7	7.0	5.9	5.2	4.4	3.6	2.8	2.3	1.6	1.2	0.7	0.2
85 9 UC *				1.3	2.2	3.4	4.2	4.9	5.3	5.5	5.2	5.0	4.6	4.1	3.6	2.9	2.4	1.6	1.4	1.0	0.8	0.4	0.1
85 10 UC *				1.8	2.9	4.5	5.7	6.7	7.1	7.5	7.1	6.8	6.2	5.6	4.9	4.0	3.3	2.2	1.8	1.4	1.1	0.6	0.1

Product Source Year	Age group 12	13	14	15	16	17	18	19	20	21-24	25-29	30-34	35-39	40-44	45-49	50-54	55-59	60-64	65-69	70-74	75-79	80-84	85+
49 1 MC				2.0	2.9	4.3	5.7	6.2	8.3	9.8	9.7	10.2	11.4	11.4	10.9	10.3	9.3	5.2	4.5	3.6	2.7	1.9	1.5
50 1 MC				2.0	3.1	4.5	5.9	6.4	8.4	9.9	10.5	11.1	11.9	11.9	11.4	10.7	9.6	5.4	4.7	3.7	2.8	2.0	1.6
51 1 MC				2.0	3.2	4.7	6.2	6.8	8.7	10.2	11.1	11.8	12.0	12.0	11.5	10.8	9.7	6.2	5.3	4.3	3.2	2.2	1.8
52 1 MC				2.0	2.7	3.9	5.2	5.7	8.5	10.0	11.3	12.0	12.7	12.7	12.2	11.4	10.3	7.1	6.1	4.8	3.6	2.5	2.1
53 1 MC				2.0	3.2	4.7	6.1	6.7	8.5	10.1	11.8	12.5	12.7	12.7	12.2	11.5	10.3	7.5	6.4	5.1	3.8	2.7	2.2
54 1 MC				2.0	2.9	4.3	5.6	6.1	9.1	10.7	11.8	12.5	13.3	13.3	12.7	12.0	10.8	7.0	6.0	4.8	3.6	2.5	2.0
55 1 MC				2.0	3.4	5.0	6.6	7.2	8.6	10.1	12.3	13.1	13.5	13.5	13.0	12.2	11.0	7.1	6.1	4.9	3.6	2.6	2.1
56 1 MC				2.0	3.5	5.1	6.7	7.3	8.9	10.5	11.1	11.8	13.4	13.4	12.9	12.1	10.9	7.6	6.5	5.2	3.9	2.7	2.2
57 1 MC				3.0	4.0	5.8	7.7	8.4	8.4	9.9	11.2	11.9	13.3	13.3	12.8	12.0	10.8	8.7	7.5	6.0	4.5	3.2	2.5
57 22 UC *	0.2	0.5	0.8	0.9	1.0																		
58 1 MC				3.0	4.1	6.0	7.9	8.6	9.7	11.4	11.1	11.8	13.9	13.9	13.4	12.6	11.3	7.5	6.5	5.2	3.9	2.7	2.2
59 1 MC				3.0	4.8	7.0	9.2	10.0	9.3	11.0	11.7	12.4	13.6	13.6	13.1	12.3	11.1	8.9	7.6	6.1	4.5	3.2	2.6
60 1 MC				3.0	5.2	7.6	10.0	11.0	10.5	12.4	11.3	12.0	14.5	14.5	13.9	13.1	11.8	8.1	7.0	5.6	4.2	2.9	2.4
61 1 MC				3.0	4.9	7.2	9.5	10.4	10.0	11.8	10.7	11.4	13.4	13.4	12.9	12.1	10.9	10.0	8.6	6.9	5.1	3.6	2.9
62 1 MC				3.0	5.8	8.4	11.1	12.1	10.1	11.9	11.0	11.7	12.9	12.9	12.4	11.7	10.5	8.0	6.9	5.5	4.1	2.9	2.3
63 1 MC				3.0	4.9	7.2	9.5	10.4	10.9	12.8	11.5	12.2	12.4	12.4	11.9	11.2	10.1	9.0	7.8	6.2	4.6	3.3	2.6
64 1 MC				3.0	5.0	7.3	9.6	10.5	10.1	12.0	10.3	10.9	12.6	12.6	12.1	11.4	10.2	9.5	8.2	6.5	4.9	3.4	2.8
65 1 MC				3.0	4.4	6.4	8.4	9.2	10.2	12.1	10.5	11.1	11.8	11.8	11.4	10.7	9.6	8.7	7.5	6.0	4.5	3.1	2.5
66 1 MC				3.0	4.5	6.5	8.6	9.4	9.9	11.7	11.8	10.0	11.6	11.4	11.2	10.7	9.6	9.3	6.7	4.8	6.0	1.5	1.2
67 1 MC				3.0	4.9	7.2	9.4	10.3	10.1	11.9	11.8	10.4	12.3	12.2	11.4	9.9	10.4	9.0	6.7	5.6	3.6	3.5	2.8
68 1 MC				3.0	5.7	8.3	10.9	11.9	9.9	11.7	10.4	11.2	12.2	12.3	11.6	11.4	10.0	8.1	7.8	5.5	3.4	2.1	1.7
69 1 MC				3.0	5.2	7.7	10.1	11.0	10.7	12.6	12.3	11.5	11.5	13.4	10.6	12.1	10.0	8.2	7.4	4.9	3.6	2.8	2.2
70 1 MC				3.0	5.2	7.5	9.9	10.8	10.2	12.0	12.2	11.9	12.6	12.7	11.5	11.2	9.6	9.6	7.9	4.5	4.1	3.4	2.7
71 1 MC				3.0	5.4	7.9	10.4	11.4	10.9	12.9	11.4	11.9	11.0	11.1	13.8	11.5	8.6	9.2	6.7	7.0	3.0	3.8	3.1
72 1 MC				3.0	5.8	8.5	11.2	12.3	10.9	12.9	12.5	12.2	11.9	11.9	13.4	10.8	10.0	8.9	7.1	5.9	5.8	2.8	2.2
72 2 UC				2.7	5.2	7.6	10.0	10.9	11.4	13.4	13.5	14.3	14.1	14.1	13.6	13.5	12.2	10.9	9.4	7.5	5.6	3.9	3.2
73 1 MC				3.0	5.8	8.5	11.2	12.3	11.9	14.0	13.3	12.7	13.6	12.2	11.4	11.9	9.0	9.9	7.3	5.1	3.4	4.4	3.5
74 1 MC				3.0	5.4	7.9	10.4	11.4	10.3	12.1	11.6	11.9	13.0	11.2	13.6	11.0	10.7	8.1	9.0	5.8	4.4	3.1	2.5
74 2 UC				2.7	5.4	7.9	10.4	11.4	11.4	13.4	14.1	14.9	14.6	14.6	14.0	13.3	12.0	10.5	9.1	7.2	5.4	3.8	3.1
74 27 UC *					2.0																		
75 1 MC				3.0	5.7	8.3	10.9	11.9	10.2	12.0	10.3	10.3	11.4	11.1	10.4	13.1	10.6	10.8	8.1	4.7	4.2	2.1	1.7
75 6 UC *	0.4	0.9	0.7	1.0	0.7																		
76 1 MC				3.0	5.4	7.9	10.4	11.4	9.8	11.6	11.4	11.1	11.0	10.0	11.1	11.9	9.7	10.1	6.2	4.5	3.0	2.6	2.1
76 2 UC				2.7	4.8	7.1	9.3	10.2	10.6	12.4	12.2	13.0	13.6	13.6	13.0	12.7	11.4	10.4	9.0	7.2	5.3	3.8	3.0
77 1 MC				3.0	5.2	7.5	9.9	10.8	9.5	11.2	11.0	9.9	9.7	10.4	9.9	9.9	10.0	7.4	6.4	4.2	3.8	5.1	4.1
78 1 MC				3.0	5.0	7.3	9.6	10.5	9.7	11.4	9.9	10.0	10.3	11.9	8.8	11.5	7.7	7.8	6.6	4.4	4.5	1.5	1.2
78 2 UC				2.6	4.0	5.8	7.7	8.4	9.1	10.7	11.8	12.5	12.7	12.7	12.2	13.1	11.8	9.6	8.3	6.6	4.9	3.5	2.8
79 1 MC				3.0	4.8	7.0	9.3	10.1	9.2	10.9	9.9	11.5	9.6	9.7	10.8	9.6	7.7	8.6	6.2	4.7	5.6	2.9	2.4
80 1 MC				2.0	4.5	6.5	8.6	9.4	7.9	9.3	9.9	10.1	11.2	10.1	9.7	11.0	8.8	8.8	4.9	4.8	4.8	2.8	2.2
80 2 UC				1.3	3.6	5.3	7.0	7.6	8.1	9.5	11.4	12.1	11.9	11.9	11.4	12.0	10.8	8.9	7.6	6.1	4.5	3.2	2.6
81 1 MC				2.0	3.8	5.6	7.3	8.0	7.8	9.2	9.2	8.4	9.3	7.9	8.5	7.8	8.2	5.6	4.5	5.1	2.7	1.9	1.5
82 1 MC				2.0	3.9	5.7	7.5	8.2	7.2	8.5	7.1	8.2	8.2	7.7	8.5	8.2	6.7	5.5	6.2	4.5	3.4	2.4	1.9
82 2 UC				1.3	3.0	4.4	5.8	6.3	7.4	8.8	8.5	9.0	10.1	10.1	9.7	10.3	9.3	8.5	7.3	5.8	4.3	3.1	2.5
82 11 UC	0.3	0.5	1.0	1.4	2.3																		
82 12 UC	0.5	0.9	1.7	2.3																			
83 1 MC				2.0	3.8	5.6	7.3	8.0	6.7	7.9	7.5	8.1	7.9	8.8	7.0	7.9	7.3	6.4	4.5	4.1	3.0	2.1	1.7
84 1 MC				2.0	3.6	5.3	7.0	7.6	6.1	7.2	8.8	8.4	8.1	7.1	8.2	6.8	8.6	5.6	4.7	3.9	2.9	2.0	1.7
84 2 UC				1.3	2.9	4.2	5.5	6.0	6.9	8.1	8.2	8.7	9.5	9.5	9.1	9.5	8.6	7.4	6.4	5.1	3.8	2.7	2.2
84 11 UC	0.3	0.6	1.1	1.5	2.5																		
84 12 UC	0.6	1.1	2.0	2.7																			
84 14 UC *				1.7	2.8	4.1	5.5	6.0	6.9	8.1	8.5	9.0	8.9	8.9	8.6	8.1	7.3	6.3	5.4	4.3	3.2	2.3	1.8
85 1 MC				2.0	4.1	6.0	8.0	8.7	6.7	7.9	8.2	7.0	8.6	7.8	7.4	5.9	6.2	4.9	4.7	3.9	2.9	2.1	1.7
86 1 MC				2.0	3.9	5.7	7.5	8.2	6.6	7.8	6.6	8.1	7.4	7.7	6.8	7.1	5.6	5.9	4.4	3.6	2.7	1.9	1.5
86 2 UC				1.3	2.9	4.3	5.6	6.2	7.1	8.4	7.3	7.7	9.2	9.2	8.8	8.1	7.3	7.2	6.2	5.0	3.7	2.6	2.1
86 11 UC	0.2	0.3	0.7	0.9	1.5																		
86 12 UC	0.4	0.7	1.4	1.9																			
86 15 UC *				3.0	5.0	7.4	9.7	10.6	12.3	14.5	15.1	16.0	15.9	15.9	15.3	14.4	12.9	11.1	9.6	7.6	5.7	4.0	3.2
87 1 MC				2.0	3.9	5.7	7.5	8.2	7.0	8.2	7.8	6.8	7.7	6.8	7.0	6.6	5.6	5.8	4.1	3.8	2.8	2.0	1.6
88 2 UC				1.3	2.7	3.9	5.1	5.6	6.5	7.7	8.0	8.4	9.4	9.4	9.0	8.4	7.6	6.5	5.6	4.4	3.3	2.3	1.9
88 11 UC	0.3	0.5	0.9	1.2																			

Annex B (continued)

Product Source Year	Age group 12	13	14	15	16	17	18	19	20	21-24	25-29	30-34	35-39	40-44	45-49	50-54	55-59	60-64	65-69	70-74	75-79	80-84	85+
90 2 UC				1.4	3.0	4.4	5.8	6.3	7.2	8.5	7.9	8.4	9.1	9.1	8.8	7.0	6.3	6.7	5.7	4.6	3.4	2.4	1.9
90 11 UC	0.4	0.7	1.4	1.9																			
90 12 UC	0.5	0.8	1.5	2.1																			
91 20 UC				1.3	2.8	4.2	5.5	6.0	6.9	8.2	6.4	6.8	8.2	8.2	8.2	7.7	7.6	6.5	5.9	4.7	3.0	2.1	1.7
92 2 UC				1.4	2.8	4.1	5.4	5.9	6.1	7.2	6.4	6.8	8.2	8.2	7.8	7.4	6.6	5.6	4.8	3.8	2.9	2.0	1.6
92 11 UC	0.3	0.6	1.1	1.5																			
92 12 UC	0.3	0.6	1.1	1.5																			
92 20 UC				1.3	3.0	4.4	5.8	6.4	7.4	8.7	7.6	8.1	7.8	7.8	7.6	7.2	7.2	6.2	4.9	3.9	2.2	1.6	1.3
93 11 UC	0.3	0.6	1.1	1.5																			
93 20 UC				1.5	2.6	3.8	5.0	5.5	6.3	7.5	7.2	7.7	7.9	7.9	7.5	7.1	7.0	6.1	4.5	3.6	2.5	1.8	1.4
94 2 UC				1.4	2.4	3.5	4.6	5.0	6.4	7.5	6.9	7.3	7.7	7.7	7.4	7.8	7.0	4.7	4.0	3.2	2.4	1.7	1.4
94 11 UC	0.4	0.8	1.4	1.9																			
94 12 UC	0.4	0.8	1.4	1.9																			
94 20 UC				1.4	2.5	3.6	4.8	5.2	6.1	7.2	7.3	7.7	7.3	7.3	7.9	7.4	5.7	4.9	4.4	3.5	1.9	1.3	1.1
95 20 UC				1.2	2.4	3.5	4.6	5.0	5.8	6.9	6.7	7.1	6.4	6.4	7.1	6.7	5.4	4.6	3.6	2.8	1.8	1.3	1.0
95 31 UC				2.2	3.8																		

Annex B Cigarettes per person per day – individual surveys. UK, females

Product Source Year	Age group 12	13	14	15	16	17	18	19	20	21-24	25-29	30-34	35-39	40-44	45-49	50-54	55-59	60-64	65-69	70-74	75-79	80-84	85+
49 1 MC				0.5	1.0	1.4	1.7	2.1	3.2	3.7	3.9	4.0	3.4	3.4	3.3	3.1	2.6	1.7	1.2	0.9	0.6	0.4	0.3
50 1 MC				0.5	1.2	1.8	2.0	2.6	3.4	3.9	4.5	4.6	3.6	3.6	3.5	3.2	2.8	2.1	1.6	1.1	0.8	0.5	0.4
51 1 MC				0.5	1.0	1.4	1.6	2.0	2.8	3.2	4.6	4.7	3.7	3.7	3.6	3.3	2.8	1.7	1.3	0.9	0.6	0.4	0.3
52 1 MC				0.5	1.2	1.6	1.9	2.4	3.2	3.6	4.8	4.9	4.0	4.0	3.9	3.6	3.1	1.6	1.2	0.9	0.6	0.4	0.3
53 1 MC				0.5	1.1	1.5	1.7	2.2	3.2	3.7	4.7	4.9	4.4	4.3	4.2	3.9	3.3	2.0	1.5	1.0	0.7	0.5	0.4
54 1 MC				0.5	1.1	1.5	1.8	2.3	3.3	3.8	5.0	5.2	4.6	4.6	4.5	4.1	3.5	1.9	1.4	1.0	0.7	0.5	0.4
55 1 MC				0.5	1.3	1.8	2.1	2.6	3.3	3.8	5.2	5.4	5.1	5.0	4.9	4.5	3.9	1.9	1.4	1.0	0.7	0.5	0.4
56 1 MC				1.0	1.4	2.0	2.3	2.9	3.3	3.8	5.3	5.5	5.2	5.2	5.0	4.7	4.0	2.9	2.1	1.5	1.1	0.7	0.6
57 1 MC				1.0	1.8	2.5	2.9	3.6	3.5	4.0	5.8	6.0	5.5	5.5	5.3	4.9	4.2	3.0	2.3	1.6	1.1	0.8	0.6
57 22 UC *	0.1	0.1	0.2	0.3	0.5																		
58 1 MC				1.0	1.6	2.2	2.5	3.2	3.9	4.5	5.6	5.7	6.0	5.9	5.8	5.3	4.6	2.3	1.7	1.2	0.9	0.6	0.5
59 1 MC				1.0	1.5	2.0	2.4	3.0	3.7	4.3	6.2	6.4	6.5	6.4	6.3	5.8	5.0	2.1	1.6	1.1	0.8	0.5	0.4
60 1 MC				1.0	2.2	3.0	3.5	4.4	4.1	4.7	5.6	5.7	6.0	5.9	5.7	5.3	4.6	2.7	2.0	1.4	1.0	0.7	0.5
61 1 MC				1.0	2.3	3.2	3.7	4.7	4.1	4.8	5.7	5.8	6.6	6.5	6.4	5.9	5.1	4.3	3.2	2.3	1.6	1.1	0.9
62 1 MC				1.0	2.8	3.9	4.6	5.8	5.1	5.9	5.8	5.9	6.4	6.3	6.2	5.7	4.9	2.9	2.2	1.6	1.1	0.7	0.6
63 1 MC				1.0	2.4	3.3	3.9	4.9	5.3	6.2	6.0	6.1	7.3	7.2	7.0	6.5	5.5	3.5	2.6	1.9	1.3	0.9	0.7
64 1 MC				1.0	2.6	3.6	4.2	5.3	4.9	5.6	6.5	6.7	6.9	6.8	6.6	6.1	5.3	3.1	2.3	1.7	1.2	0.8	0.6
65 1 MC				1.0	2.4	3.4	3.9	5.0	5.5	6.4	6.4	6.5	7.1	7.0	6.8	6.3	5.4	3.1	2.3	1.7	1.2	0.8	0.6
66 1 MC				2.0	2.9	4.0	4.7	5.9	6.2	7.2	6.8	6.7	7.1	7.8	7.9	5.5	5.2	3.6	2.0	2.0	0.6	0.2	0.1
67 1 MC				2.0	3.1	4.3	5.0	6.3	5.9	6.8	6.4	5.9	7.1	7.3	7.0	6.7	5.6	3.4	3.0	1.6	0.7	0.7	0.6
68 1 MC				2.0	3.5	4.9	5.7	7.2	6.0	6.9	6.6	5.8	6.4	7.5	7.4	6.4	5.6	3.0	2.6	1.8	1.0	0.4	0.4
69 1 MC				3.0	4.2	5.9	6.9	8.7	7.2	8.3	8.5	7.7	7.0	8.1	7.3	6.6	5.8	4.5	2.3	2.3	1.0	0.9	0.7
70 1 MC				3.0	4.3	6.1	7.0	8.9	7.6	8.7	7.3	7.3	7.4	8.2	7.0	6.4	6.8	3.7	3.4	2.0	1.1	1.3	1.1
71 1 MC				3.0	4.1	5.7	6.6	8.3	7.3	8.4	7.3	7.3	6.3	9.7	8.4	7.0	6.2	4.1	2.6	1.9	1.0	0.6	0.5
72 1 MC				3.0	4.2	5.9	6.9	8.7	6.8	7.9	8.5	8.5	8.5	8.4	8.5	7.9	4.7	4.5	3.0	1.5	1.2	0.9	0.7
72 2 UC				2.7	3.8	5.3	6.1	7.7	7.5	8.6	9.0	9.3	8.8	8.7	8.5	8.4	7.2	4.5	3.3	2.4	1.7	1.1	0.9
73 1 MC				3.0	5.0	6.9	8.0	10.2	8.2	9.4	8.5	8.6	7.8	8.9	10.3	8.6	7.4	5.2	3.3	2.3	1.5	1.0	0.8
74 1 MC				3.0	5.0	6.9	8.0	10.2	7.8	9.0	9.0	9.6	9.2	8.4	10.8	9.6	6.7	5.5	4.0	2.3	1.4	0.9	0.7
74 2 UC				2.7	4.1	5.7	6.6	8.4	7.3	8.5	9.3	9.5	9.8	9.7	9.5	8.8	7.6	5.2	3.9	2.8	1.9	1.3	1.0
74 27 UC *					1.4																		
75 1 MC				3.0	4.8	6.7	7.7	9.8	7.8	9.0	9.0	7.9	8.2	9.0	9.0	7.3	7.1	5.5	3.7	2.3	1.5	1.3	1.1
75 6 UC *	0.2	0.4	0.8	0.7	0.5																		
76 1 MC				3.0	5.5	7.7	8.9	11.3	8.5	9.9	8.5	8.8	9.4	8.1	8.6	9.7	7.7	4.9	4.0	2.2	1.2	1.3	1.1
76 2 UC				2.7	3.8	5.3	6.1	7.8	8.4	9.7	8.8	9.0	9.8	9.6	9.4	9.7	8.3	5.4	4.0	2.9	2.0	1.4	1.1
77 1 MC				3.0	4.5	6.3	7.3	9.3	7.8	9.0	8.2	8.2	9.2	8.4	8.5	9.2	7.9	6.0	4.0	3.2	1.0	0.9	0.7
78 1 MC				3.0	4.2	5.9	6.9	8.7	7.1	8.2	8.6	9.0	8.8	8.1	9.3	8.2	6.3	4.9	3.4	2.7	1.6	0.7	0.6
78 2 UC				2.6	3.7	5.2	6.0	7.6	7.3	8.4	8.9	9.1	9.0	8.9	8.7	8.7	7.4	5.8	4.3	3.1	2.2	1.5	1.2

Product Source Year	Age group 12	13	14	15	16	17	18	19	20	21 - 24	25 - 29	30 - 34	35 - 39	40 - 44	45 - 49	50 - 54	55 - 59	60 - 64	65 - 69	70 - 74	75 - 79	80 - 84	85+
79 1 MC				3.0	4.1	5.7	6.6	8.3	7.8	9.0	7.4	9.3	8.2	7.7	8.6	7.3	7.1	5.1	3.0	2.6	2.3	1.3	1.1
80 1 MC				2.0	3.4	4.8	5.6	7.1	6.6	7.6	7.8	7.5	8.2	7.4	7.9	9.3	7.9	5.8	3.7	2.5	1.6	1.0	0.8
80 2 UC				1.3	3.3	4.6	5.3	6.8	6.8	7.8	9.0	9.2	9.4	9.2	9.0	9.3	7.9	5.3	3.9	2.8	2.0	1.3	1.1
81 1 MC				2.0	3.5	4.9	5.7	7.2	6.2	7.2	7.1	7.0	7.3	7.9	8.2	7.0	7.0	5.1	3.0	2.5	2.3	1.0	0.8
82 1 MC				2.0	3.1	4.3	5.0	6.3	5.7	6.6	5.9	6.8	7.5	7.9	6.4	7.7	6.8	5.2	3.7	2.4	1.7	1.2	0.9
82 2 UC				1.3	2.7	3.8	4.4	5.6	6.5	7.5	7.2	7.4	7.6	7.5	7.3	7.9	6.8	5.2	3.9	2.8	2.0	1.3	1.0
82 11 UC	0.1	0.3	0.9	1.3	1.7																		
82 12 UC	0.2	0.6	1.6	2.4																			
83 1 MC				2.0	3.4	4.8	5.6	7.1	6.3	7.3	6.6	6.7	7.0	7.0	7.5	7.4	6.2	5.6	3.2	2.3	1.6	1.1	0.8
84 1 MC				2.0	2.9	4.0	4.7	5.9	5.4	6.2	6.0	6.7	7.1	7.7	5.5	5.8	6.7	4.9	3.6	2.3	1.6	1.1	0.9
84 2 UC				1.3	3.1	4.3	5.0	6.4	5.4	6.2	6.9	7.1	7.2	7.1	6.9	7.6	6.5	5.5	4.1	3.0	2.1	1.4	1.1
84 11 UC	0.2	0.5	1.2	1.8	2.3																		
84 12 UC	0.3	0.7	1.7	2.6																			
84 14 UC *				2.4	3.1	4.3	4.9	6.3	6.3	7.3	7.5	7.7	7.7	7.6	7.4	6.8	5.9	4.6	3.4	2.4	1.7	1.2	0.9
85 1 MC				2.0	3.6	5.0	5.8	7.4	5.1	5.9	7.0	6.3	6.0	7.1	7.4	5.8	6.3	5.3	4.1	1.9	1.3	0.9	0.7
86 1 MC				2.0	3.4	4.8	5.6	7.1	5.7	6.6	6.0	5.9	7.4	7.5	7.1	5.2	6.6	4.4	2.5	1.9	1.3	0.9	0.7
86 2 UC				1.3	2.8	3.9	4.5	5.8	5.3	6.1	6.4	6.6	7.1	7.0	6.8	6.9	5.9	5.6	4.2	3.0	2.1	1.4	1.1
86 11 UC	0.2	0.4	1.1	1.6	2.1																		
86 12 UC	0.2	0.6	1.6	2.4																			
86 15 UC *				4.0	5.1	7.2	8.3	10.6	10.7	12.3	12.6	12.9	12.9	12.7	12.4	11.5	9.9	7.7	5.7	4.1	2.9	2.0	1.5
87 1 MC				2.0	3.6	5.0	5.8	7.4	5.1	5.9	5.9	6.7	6.4	6.6	6.7	5.9	5.6	5.3	4.0	2.1	1.5	1.0	0.8
88 2 UC				1.3	2.7	3.8	4.3	5.5	5.8	6.7	6.6	6.7	7.4	7.3	7.1	6.9	5.9	5.3	3.9	2.8	2.0	1.3	1.1
88 11 UC	0.1	0.4	0.9	1.4																			
90 2 UC				1.4	3.3	4.6	5.4	6.8	6.3	7.2	6.8	7.0	7.0	6.9	6.7	6.5	5.6	5.4	4.0	2.9	2.0	1.4	1.1
90 11 UC	0.2	0.4	1.1	1.7																			
90 12 UC	0.2	0.6	1.4	2.1																			
91 20 UC				1.3	2.6	3.6	4.2	5.3	5.3	6.2	7.4	7.6	6.9	6.8	9.4	8.7	4.8	3.8	2.6	1.9	2.9	2.0	1.6
92 2 UC				1.4	2.2	3.1	3.6	4.6	5.6	6.5	6.3	6.5	6.6	6.5	6.3	6.3	5.4	5.1	3.8	2.7	1.9	1.3	1.0
92 11 UC	0.2	0.4	1.0	1.5																			
92 12 UC	0.2	0.6	1.5	2.2																			
92 20 UC				1.3	2.5	3.5	4.0	5.1	5.1	5.9	5.9	6.0	6.9	6.8	5.9	5.5	5.1	4.0	2.8	2.0	1.5	1.0	0.8
93 11 UC	0.2	0.4	1.2	1.8																			
93 20 UC				1.5	2.8	3.9	4.5	5.7	5.8	6.7	6.0	6.1	6.2	6.1	6.5	6.0	5.7	4.5	3.7	2.6	2.1	1.4	1.1
94 2 UC				1.4	2.4	3.4	3.9	5.0	5.9	6.8	5.6	5.7	5.8	5.7	5.5	5.7	4.9	5.0	3.8	2.7	1.9	1.3	1.0
94 11 UC	0.2	0.6	1.5	2.3																			
94 12 UC	0.2	0.6	1.5	2.3																			
94 20 UC				1.4	2.5	3.5	4.0	5.1	5.1	5.9	5.7	5.9	6.0	5.9	6.1	5.6	5.3	4.1	3.6	2.6	2.3	1.6	1.2
95 20 UC				1.2	2.6	3.7	4.2	5.4	5.4	6.3	4.9	5.0	4.9	4.9	5.8	5.4	4.6	3.6	3.4	2.4	1.5	1.0	0.8
95 31 UC				2.9	3.7																		

Annex B Cigarettes per person per day – individual surveys. USA, males

Product Source Year	Age group 12	13	14	15	16	17	18	19	20	21-24	25-29	30-34	35-39	40-44	45-49	50-54	55-59	60-64	65-69	70-74	75-79	80-84	85+
47 10 UC *				1.8	3.1	4.5	5.9	6.5	13.9	16.4	17.1	15.7	15.6	16.1	15.5	13.5	12.1	9.0	7.8	3.0	2.3	1.6	1.3
55 4 UC				1.9	3.3	4.8	9.4	10.3	11.9	14.1	17.5	18.5	18.7	18.7	17.3	16.3	12.7	10.9	6.5	5.2	3.9	2.7	2.2
58 13 UC			0.9	1.9	3.0	3.9	5.1	5.6															
59 9 UC				3.1	5.3	7.7	10.1	11.1	12.8	15.1	15.8	16.8	16.9	16.5	16.1	14.9	12.5	9.6	7.2	5.1	3.2	2.4	1.4
59 14 UC *	0.3	1.0	1.8	4.3	6.7	7.3	9.6	10.5															
64 3 UC				2.6	4.4	6.4	8.4	9.2	10.7	16.7	17.4	18.5	18.3	18.3	17.6	16.5	14.9	12.8	11.0	8.8	6.6	4.6	3.7
65 2 UC				3.0	5.1	7.5	9.8	10.7	13.1	15.5	17.2	18.3	17.9	17.9	17.3	16.2	14.6	12.6	8.8	7.0	5.3	3.7	3.0
66 4 UC				2.8	4.8	7.0	9.9	10.9	12.6	14.8	17.7	18.7	18.5	18.5	17.5	16.5	15.1	13.0	7.6	6.1	4.5	3.2	2.6
67 4 UC				2.4	4.1	7.0	9.3	10.1	11.7	13.8	17.4	18.5	18.3	18.3	17.9	16.8	15.2	13.0	8.3	6.6	4.9	3.5	2.8
68 1 UC	0.0	0.0	0.8	1.5	2.6	3.5	6.1	6.7															
68 4 UC				2.4	4.1	6.6	8.7	9.6	11.1	13.1	17.1	18.2	18.0	18.0	17.2	16.2	14.6	12.5	8.6	6.8	5.1	3.6	2.9
70 1 UC	0.1	0.4	0.9	1.2	2.8	4.6	7.1	7.8															
70 3 UC				2.9	4.9	7.2	9.5	10.3	12.0	16.0	14.7	15.5	17.2	17.2	16.5	15.5	13.5	11.6	7.8	6.3	4.7	3.3	2.7
72 1 UC	0.0	0.4	0.8	2.0	2.5	5.0	6.5	7.1															
74 1 UC	0.2	0.4	0.8	2.3	3.9	5.5	7.2	7.9															
75 3 UC				2.9	5.0	7.3	9.6	10.5	12.1	12.2	14.8	15.6	17.2	17.2	16.6	15.6	14.0	12.1	9.9	7.9	5.9	4.2	3.4
75 6 UC																							
76 2 UC				2.6	4.3	6.4	8.4	9.1	11.4	13.5	15.3	16.2	17.1	17.1	16.3	15.3	13.8	11.9	8.2	6.5	4.9	3.4	2.8
79 1 UC	0.2	0.3	0.6	1.6	2.7	3.2	4.3	4.7															
79 8 UC *				2.8	4.7	6.9	9.1	9.9	11.5	13.6	14.2	15.0	14.9	14.9	14.3	13.5	12.1	10.4	9.0	7.2	5.3	3.8	3.0
80 2 UC				2.0	3.4	5.0	6.5	7.1	10.5	12.4	14.2	15.0	16.5	16.5	17.4	16.3	14.7	12.6	7.5	6.0	4.4	3.1	2.5
82 9 UC				1.8	3.0	4.4	5.7	6.3	7.3	8.6	9.0	9.5	10.9	10.6	9.8	9.1	8.1	6.5	5.1	3.8	2.5	1.6	1.1
85 2 UC				2.2	3.7	5.4	5.9	6.5	7.5	8.9	11.4	12.1	13.7	13.7	12.7	11.9	12.9	11.1	7.9	6.3	4.7	3.3	2.7
88 2 UC				2.0	3.4	5.0	4.9	5.4	6.2	7.3	11.4	12.1	12.0	12.0	12.5	11.7	10.6	9.1	6.7	5.4	3.2	2.2	1.8

Annex B Cigarettes per person per day – individual surveys. USA, females

Product Source Year	Age group 12	13	14	15	16	17	18	19	20	21-24	25-29	30-34	35-39	40-44	45-49	50-54	55-59	60-64	65-69	70-74	75-79	80-84	85+
47 10 UC *				0.6	1.0	1.8	2.4	2.9	6.4	7.5	8.3	8.2	7.9	5.6	4.6	3.3	2.4	2.3	1.7	0.6	0.4	0.3	0.3
55 4 UC				0.9	1.5	2.6	4.2	5.0	5.2	6.0	7.2	8.1	6.8	6.5	5.1	4.2	2.2	1.7	0.7	0.5	0.3	0.2	0.2
58 13 UC			0.2	0.6	1.0	1.8	2.4	2.8															
59 9 UC				1.2	2.1	3.6	4.8	5.7	5.9	6.9	7.7	8.6	8.4	7.9	7.1	5.6	3.9	2.5	1.8	1.1	0.8	0.4	0.1
59 14 UC *	0.1	0.3	0.7	1.8	3.3	5.7	7.7	9.1															
64 3 UC				1.3	2.2	3.8	5.2	6.1	6.3	8.7	9.7	10.9	10.5	10.1	8.3	6.8	4.9	3.8	2.8	1.9	1.2	0.9	0.9
65 2 UC				1.5	2.6	4.5	6.0	7.1	7.9	9.2	9.8	11.0	10.9	10.5	9.9	8.1	5.8	4.6	2.8	1.9	1.2	0.8	0.8
66 4 UC				1.7	3.0	5.1	6.2	7.2	7.5	8.8	10.4	11.7	10.9	10.5	10.5	8.6	6.0	4.7	2.4	1.7	1.0	0.7	0.7
67 4 UC				1.2	2.1	4.4	5.9	6.9	7.2	8.4	10.1	11.4	11.0	10.6	10.7	8.8	6.3	5.0	2.7	1.8	1.2	0.8	0.8
68 1 UC	0.0	0.1	0.0	0.9	1.1	1.6	2.6	3.1															
68 4 UC				1.2	2.1	4.1	5.5	6.5	6.7	7.9	10.2	11.4	11.1	10.6	10.5	8.6	6.2	4.9	3.2	2.2	1.4	1.0	1.0
70 1 UC	0.0	0.1	0.5	1.2	2.0	2.1	3.6	4.6															
70 3 UC				2.4	3.1	4.4	5.0	6.4	6.5	8.0	11.1	11.4	11.2	11.0	10.5	9.7	7.0	5.5	3.1	2.2	1.6	1.1	0.8
72 1 UC	0.0	0.2	0.4	1.6	1.8	3.5	4.0	5.1															
74 1 UC	0.1	0.3	0.7	2.5	3.2	3.9	4.6	5.8															
75 3 UC				2.5	3.2	4.4	5.1	6.5	6.6	11.6	10.0	10.3	11.5	11.3	10.9	10.1	8.5	6.7	3.7	2.6	1.8	1.2	1.0
75 6 UC							5.7	7.2	7.3	8.4	8.6	8.9											
76 2 UC				2.6	3.4	4.7	5.5	6.9	7.4	8.5	10.4	10.6	10.7	10.5	11.5	10.6	9.1	7.1	4.5	3.2	2.3	1.5	1.2
79 1 UC	0.1	0.3	0.7	1.5	2.0	3.8	4.4	5.6															
79 8 UC *				2.9	3.8	5.3	6.1	7.8	7.8	9.0	9.3	9.5	9.5	9.3	9.1	8.4	7.2	5.6	4.2	3.0	2.1	1.4	1.1
80 2 UC				2.3	2.9	4.1	4.7	6.0	7.7	8.9	9.3	9.6	8.2	8.1	11.1	10.2	8.8	6.9	6.2	4.4	3.1	2.1	1.7
82 9 UC				2.0	2.6	3.6	4.2	5.3	5.4	6.2	6.3	6.5	7.1	6.5	6.4	5.9	5.4	4.4	3.5	2.4	1.6	0.9	0.5
85 2 UC				2.2	2.8	4.0	5.4	6.9	6.9	8.0	8.6	8.8	9.5	9.4	9.4	8.7	9.1	7.1	5.0	3.6	2.5	1.7	1.3
88 2 UC				2.1	2.6	3.7	4.5	5.8	5.8	6.7	8.1	8.3	8.3	8.2	9.7	8.9	7.7	6.0	5.0	3.6	2.0	1.3	1.1

Russia

Product Source Year	Age group 12	13	14	15	16	17	18	19	20	21-24	25-29	30-34	35-39	40-44	45-49	50-54	55-59	60-64	65-69	70-74	75-79	80-84	85+
75 27 UC				1.3	1.8	2.6	3.5	3.8	9.9	11.7	12.2	13.2	13.1	10.9	10.5	8.9	8.0	8.4	7.2	4.2	3.2	2.2	1.8
85 7 UC *				2.1	3.6	5.3	6.9	7.6	8.8	10.3	10.8	11.5	11.4	11.4	10.9	10.3	9.2	7.9	6.8	5.4	4.1	2.9	2.3
85 8 UC *				2.1	3.6	5.2	6.8	7.5	8.7	10.2	10.7	11.3	11.2	11.2	10.8	10.1	9.1	7.8	6.7	5.4	4.0	2.8	2.3
85 9 UC *				2.3	3.9	5.7	7.6	8.3	9.6	11.3	11.8	12.5	12.4	12.4	11.9	11.2	10.1	8.7	7.5	5.9	4.4	3.1	2.5
85 34 UC	0.1	0.2	0.4	1.2	1.0	2.9	3.8	4.2															
86 10 UC *				2.6	4.3	6.3	8.3	9.1	10.6	12.5	13.0	13.8	13.7	13.7	13.1	12.4	11.1	9.6	8.2	6.6	4.9	3.5	2.8
92 43 UC				2.8	4.7	6.9	9.0	9.9	11.4	13.5	14.1	14.9	14.8	14.8	14.2	13.3	12.0	10.3	8.9	7.1	5.3	3.7	3.0
95 50 UC			1.2	1.6	3.6	5.3	6.6	7.2	8.0	9.4	11.7	12.4	11.9	11.9	12.1	11.4	9.5	8.2	6.1	4.9	3.6	2.6	2.1
95 52 UC		1.2	2.2	3.0																			

Estonia

Product Source Year	Age group 12	13	14	15	16	17	18	19	20	21-24	25-29	30-34	35-39	40-44	45-49	50-54	55-59	60-64	65-69	70-74	75-79	80-84	85+
93 58 UC			0.7	1.0																			
95 19 UC				2.3	3.9																		
95 58 UC			1.4	1.9																			

Latvia

Product Source Year	Age group 12	13	14	15	16	17	18	19	20	21-24	25-29	30-34	35-39	40-44	45-49	50-54	55-59	60-64	65-69	70-74	75-79	80-84	85+
95 20 UC				2.0	3.3																		

Lithuania

Product Source Year	Age group 12	13	14	15	16	17	18	19	20	21-24	25-29	30-34	35-39	40-44	45-49	50-54	55-59	60-64	65-69	70-74	75-79	80-84	85+
73 63 UC															11.6	10.9	9.8						
84 11 UC *				1.3	2.1	3.1	4.1	4.5	5.2	6.2	6.4	6.8	6.8	6.8	6.5	6.1	5.5	4.7	4.1	3.2	2.4	1.7	1.4
93 67 UC				1.3	2.3	3.3	4.4	4.8	5.5	6.5	6.8	7.2	7.2	7.2	6.9	6.5	5.8	5.0	4.3	3.4	2.6	1.8	1.5
95 21 UC				1.8	3.1																		
95 67 UC																			2.1	1.7	1.3		

Ukraine, Belorussia, Moldova

Product Source Year	Age group 12	13	14	15	16	17	18	19	20	21-24	25-29	30-34	35-39	40-44	45-49	50-54	55-59	60-64	65-69	70-74	75-79	80-84	85+
90 69 UC																							
95 22 UC				3.3	5.6																		
95 69 UC																							

Russia

Product Source Year	Age group 12	13	14	15	16	17	18	19	20	21-24	25-29	30-34	35-39	40-44	45-49	50-54	55-59	60-64	65-69	70-74	75-79	80-84	85+
75 27 UC				0.1	0.4	0.5	0.6	0.8	1.1	1.3	1.3	2.8	2.8	1.6	1.5	0.9	0.8	1.9	1.4	1.2	0.8	0.6	0.5
85 7 UC *				0.4	0.7	1.0	1.3	1.5	1.6	1.7	1.6	1.5	1.4	1.2	1.1	0.9	0.7	0.5	0.4	0.3	0.2	0.1	0.0
85 8 UC *				0.6	0.9	1.4	1.8	2.1	2.3	2.4	2.2	2.1	2.0	1.8	1.6	1.3	1.0	0.7	0.6	0.4	0.3	0.2	0.0
85 9 UC *				0.1	0.2	0.4	0.4	0.5	0.6	0.6	0.5	0.5	0.5	0.4	0.4	0.3	0.3	0.2	0.1	0.1	0.1	0.0	0.0
85 34 UC	0.0	0.0	0.0	0.2	0.2	0.6	0.7	0.9															
86 10 UC *				0.1	0.2	0.3	0.4	0.5	0.5	0.5	0.5	0.5	0.4	0.4	0.3	0.3	0.2	0.2	0.1	0.1	0.1	0.0	0.0
92 43 UC				0.4	0.7	1.1	1.4	1.6	1.7	1.8	1.7	1.6	1.5	1.3	1.2	1.0	0.8	0.5	0.4	0.3	0.3	0.1	0.0
95 50 UC			0.4	0.7	0.3	0.5	0.9	1.0	1.4	1.5	1.7	1.6	1.3	1.2	0.9	0.7	0.2	0.1	0.2	0.1	0.1	0.1	0.0
95 52 UC		1.2	3.3	5.0																			

Estonia

Product Source Year	Age group 12	13	14	15	16	17	18	19	20	21-24	25-29	30-34	35-39	40-44	45-49	50-54	55-59	60-64	65-69	70-74	75-79	80-84	85+
93 58 UC			0.2	0.3																			
95 19 UC				0.9	1.6																		
95 58 UC			0.5	0.8																			

Latvia

Product Source Year	Age group 12	13	14	15	16	17	18	19	20	21-24	25-29	30-34	35-39	40-44	45-49	50-54	55-59	60-64	65-69	70-74	75-79	80-84	85+
95 20 UC				0.7	1.3																		

Lithuania

Product Source Year	Age group 12	13	14	15	16	17	18	19	20	21-24	25-29	30-34	35-39	40-44	45-49	50-54	55-59	60-64	65-69	70-74	75-79	80-84	85+
73 63 UC																							
84 11 UC *				0.2	0.2	0.4	0.5	0.6	0.6	0.6	0.6	0.6	0.5	0.5	0.4	0.3	0.3	0.2	0.2	0.1	0.1	0.0	0.0
93 67 UC				0.2	0.3	0.5	0.6	0.8	0.8	0.8	0.8	0.8	0.7	0.6	0.6	0.5	0.4	0.3	0.2	0.2	0.1	0.1	0.0
95 21 UC				0.4	0.6																		
95 67 UC																			0.3	0.2	0.2		

Ukraine, Belorussia, Moldova

Product Source Year	Age group 12	13	14	15	16	17	18	19	20	21-24	25-29	30-34	35-39	40-44	45-49	50-54	55-59	60-64	65-69	70-74	75-79	80-84	85+
90 69 UC				0.2	0.2	0.4	0.5	0.6	0.6	0.6	0.6	0.6	0.5	0.5	0.4	0.3	0.3	0.2	0.2	0.1	0.1	0.0	0.0
95 22 UC				0.9	1.5																		
95 69 UC				0.9	1.4	2.2	2.7	3.2	3.4	3.6	3.4	3.3	3.0	2.7	2.4	1.9	1.6	1.1	0.9	0.7	0.5	0.3	0.1

Annex B Cigarettes per person per day – individual surveys. Yugoslavia, males

Product Source Year	Age group 12	13	14	15	16	17	18	19	20	21-24	25-29	30-34	35-39	40-44	45-49	50-54	55-59	60-64	65-69	70-74	75-79	80-84	85+
58 1 UC														10.4	12.3	12.9	12.7						
58 2 UC														11.8	10.7	13.1	11.6						
62 3 UC														9.6	10.1	9.1	7.9						
63 4 UC														12.2	13.4	13.3	11.6						
64 5 UC														12.4	10.3	8.9	7.9						
69 9 A															16.2	15.3	17.4	15.0					
72 11 UC														15.3	14.7	13.8	12.4						
72 12 UC *				2.3	4.0	5.8	7.6	8.3	10.3	12.1	12.6	13.2	13.1	13.9	13.3	13.5	12.2	10.5	11.0	8.8	6.5	4.6	3.7
84 29 UC *				3.0	5.1	7.4	9.8	10.7	12.4	14.6	15.3	16.2	16.1	16.1	15.4	14.5	13.1	11.2	9.7	7.7	5.7	4.1	3.3
86 31 UC			2.6	3.5	5.9	8.6	11.4	12.4															
87 32 UC *				2.4	4.0	5.9	7.8	8.5	9.9	11.6	12.1	12.9	12.8	12.8	12.2	11.5	10.4	8.9	7.7	6.1	4.6	3.2	2.6
94 35 UC	0.1	0.2	0.5	0.6	1.0																		
95 37 UC				3.0	5.1																		
95 38 UC				1.6	2.7																		

Annex B Cigarettes per person per day – individual surveys. Yugoslavia, females

Product Source Year	Age group 12	13	14	15	16	17	18	19	20	21-24	25-29	30-34	35-39	40-44	45-49	50-54	55-59	60-64	65-69	70-74	75-79	80-84	85+
58 1 UC																							
58 2 UC																							
62 3 UC																							
63 4 UC																							
64 5 UC																							
69 9 A															3.6	4.0	4.6	4.1					
72 11 UC														3.7	3.0	2.5	1.8						
72 12 UC *				1.1	2.0	3.5	4.7	5.5	1.5	1.7	1.9	1.9	1.8	1.9	1.5	1.6	1.2	0.9	1.6	1.1	0.7	0.5	0.5
84 29 UC *				1.0	1.8	3.1	4.2	5.0	5.2	6.0	6.7	7.5	7.3	7.0	5.8	4.7	3.4	2.7	2.0	1.3	0.8	0.6	0.6
86 31 UC			1.2	1.8	3.1	5.4	7.3	8.6															
87 32 UC *				0.5	1.0	1.7	2.2	2.6	2.7	3.2	3.6	4.0	3.9	3.7	3.1	2.5	1.8	1.4	1.0	0.7	0.4	0.3	0.3
94 35 UC																							
95 37 UC				1.8	3.2																		
95 38 UC				1.2	2.1																		

Annex B Notes

Source: see *Notes on sources of survey data* in relevant chapter of IntSS2

Product: MC = manufactured cigarettes
TC = total cigarettes (including hand-rolled)
UC = cigarettes (type unspecified)
A = all products
U = unspecified

* = refer to *Notes on sources of survey data* in relevant chapter of IntSS2

Styles of dividers between age groups are defined on p. 20